



# ARKANSAS DEPARTMENT OF EDUCATION

## STATEWIDE INFORMATION SYSTEM (SIS) HANDBOOK

**2016-2017**

**Johnny Key, Commissioner**

**Dr. Eric Saunders, Assistant Commissioner  
Research & Technology**

**Technical Assistance**

**Arkansas Department of Education  
Research & Technology**

**Arijit Sarkar  
501-682-1524**

**[Arijit.Sarkar@arkansas.gov](mailto:Arijit.Sarkar@arkansas.gov)**

**Arkansas Department of Education  
Research & Technology**

**Larry Cunningham  
501-682-1828**

**[Larry.Cunningham@arkansas.gov](mailto:Larry.Cunningham@arkansas.gov)**

**Arkansas Department of Education  
Research & Technology**

**Reshmi Jose  
501-371-5091**

**[Reshmi.Jose@arkansas.gov](mailto:Reshmi.Jose@arkansas.gov)**

TABLE OF CONTENTS

I.	Project Overview .....	1
II.	SIS Overview .....	4
III.	Record Relationships (District).....	5
IV.	Record Relationships (School) .....	7
V.	Data Submission Cycles .....	8
VI.	Submission Cycles, Tables, Data, and Reports	
	Cycle 1: Annual Reports due for Cycle 1 .....	11
	Cycle 2: Annual Reports due for Cycle 2 .....	12
	Cycle 3: Annual Reports due for Cycle 3 .....	14
	Cycle 4: Annual Reports due for Cycle 4 .....	16
	Cycle 5: Annual Reports due for Cycle 5 .....	17
	Cycle 6: Annual Reports due for Cycle 6 .....	18
	Cycle 7: Annual Reports due for Cycle 7 .....	20
	Cycle 8: Annual Reports due for Cycle 8 .....	22
	Cycle 9: Annual Reports due for Cycle 9 .....	23
VII.	Database Schema Definitions .....	24
	1. Act 61 .....	25
	2. Act 61ii.....	26
	3. ALE (Annual Report) .....	27
	4. ALE Days.....	28
	5. Bus .....	29
	6. Bus – Supplemental Transportation.....	31
	7. Bus – Transportation Personnel .....	32
	8. Calendar .....	33
	9. Class .....	34
	10. Contact Persons.....	37
	11. Discipline .....	39
	12. District.....	41
	13. Finance – Act 28 .....	45
	14. Finance – Bank Reconciliation .....	49
	15. Finance – Building Loss .....	50
	16. Finance – Contracted Non-Employee Nurse .....	51
	17. Finance – Employee.....	52
	18. Finance – Employee Additional Duties .....	54
	19. Finance – Employee Base Salary.....	55
	20. Finance – Employee Benefits (payments/services in addition to salary) .....	57
	21. Finance – Employee Bonus .....	58
	22. Finance – Employee Fringe Benefits .....	59
	23. Finance – Employee Salary/Benefits .....	60

STATEWIDE INFORMATION SYSTEM 2016/2017

TABLE OF CONTENTS (CONTINUED)

24. Finance – Expenditure .....	61
25. Finance – General Ledger.....	63
26. Finance – Page 36 & 37 .....	65
27. Finance – Programs on Behalf of Other Agencies.....	67
28. Finance – Property Values .....	68
29. Finance – Revenues .....	69
30. Finance – Salary Ranges.....	70
31. Finance – Salary Schedules .....	73
32. Finance – Vendor.....	74
33. Finance – Supplemental Educational Services (SES) Provider.....	75
34. Finance – Underpayments.....	76
35. Equity – Compliance Reports .....	77
36. Equity – Disability504 .....	78
37. Equity – Gender Equity .....	79
38. Equity – National Origin.....	80
39. Equity – Race .....	81
40. Facility Building .....	82
41. Graduate.....	84
42. Job Assignment.....	85
43. Medical Dyslexia .....	86
44. Medical Hearing.....	87
45. Medical Immunization.....	88
46. Medical Scoliosis.....	90
47. Medical Vision.....	91
48. Private Schools (Federal Programs).....	93
49. Private Schools – Title I (Federal Programs).....	95
50. Professional Development .....	96
51. Register .....	97
52. Safety Drill.....	98
53. School .....	99
54. School Board Training.....	105
55. Special Education – Early Childhood.....	106
56. Special Education – Early Intervening Services 1(School Age Only) .....	110
57. Special Education – Early Intervening Services 2(School Age Only) .....	112
58. Special Education – Employee .....	113
59. Special Education – Referral Tracking.....	116
60. Special Education – School Age.....	120
61. Student .....	124
62. Student Attendance .....	131
63. Student Grades .....	132
64. Student ID Change.....	133

STATEWIDE INFORMATION SYSTEM 2016/2017

TABLE OF CONTENTS (CONTINUED)

VIII. Appendix

- A. County .....135
- B. District LEAs .....135
- C. School LEAs .....135
- D. Arkansas Educational Cooperatives .....135
- E. Vocational Centers and Postsecondary Schools .....136
- F. Arkansas Licensed Job Codes .....137
- G. Arkansas Classified Job Codes .....137
- H. Language Codes .....138
- I. Course Codes and Definitions .....140
- J. Page 36 & 37 Position Cross Reference .....142
- K. Arkansas Approved Digital Learning Providers .....145
- L. Reports Listed Alphabetically with Corresponding Cycle .....147
- M. Private School Codes .....153
- N. Data Changes For This Year’s SIS Handbook .....157

## STATEWIDE INFORMATION SYSTEM 2016/2017

### PROJECT OVERVIEW

The Statewide Information System (SIS) is a web-based system developed by the Arkansas Department of Education's Research and Technology Division to enable school districts to submit and certify data to the State. The system will be used by school districts using eSchoolPlus and eFinancePlus software. The system has the capability to pull data from various source systems like eSchoolPlus and eFinancePlus districts pertaining to Student Management System (SMS) and Financial Management System (FMS) on a nightly as well as on-demand basis as required by school districts. The SIS Cycle Submission process was developed to replace an existing system through which districts reviewed summarized financial and student information before submitting and certifying the data to the State.

#### **The objectives of SIS are to:**

- A. Ensure that every school district has access to comparable administrative computing systems and services with which to meet all local and state requirements.
- B. Promote increased compatibility of the administrative records and data maintained by each district office and school site.
- C. Reduce the paperwork and reporting burden of school sites and district offices.
- D. Increase the accuracy and timeliness of data submitted by school districts to the ADE for state and federal reporting, program analysis, and evaluation.
- E. Result in the availability at the state level of a comprehensive and integrated database of information about students, programs, district personnel, and finances to be utilized for planning and policy-making.

## STATEWIDE INFORMATION SYSTEM 2016/2017

### PROJECT OVERVIEW

#### Authority and Objectives

#### SIS Implementation Requirements for Districts and Education Service Cooperatives

Every school district must have implemented an automated district information system meeting the following requirements:

- A. The district information system must contain a centralized system of records and data for all schools, programs, staff, finances and facilities.
- B. For local record keeping, the district information system must provide the business functions of accounts payable, general ledger, purchasing, inventory, fixed assets, personnel, and payroll. Student functions must include daily and class attendance, course scheduling, report cards and permanent records, special education, health, discipline, as well as other demographic and program information defined as necessary by the ADE.
- C. The district information system must comply with all data definitions and procedures specified by the ADE for financial accounting, personnel records, and student records. This shall include implementation of Handbook IIR2 standards for financial accounting, state student numbering procedures, common course number and title conventions, automated attendance record keeping procedures, permanent record content, and requirements for calculation of high school grade point averages.

#### SIS Requirements for the Arkansas Department of Education

The ADE will make available to every district all required data elements, records, and procedures for local record keeping and state reporting in a document called the SIS Handbook.

This SIS Handbook will be updated once annually to reflect all changes in requirements resulting from state or federal laws and regulations. The ADE shall make every effort to distribute the annual update as far in advance of each new fiscal year as possible. The online version is available at <https://adedata.arkansas.gov/sis>, click on the SIS Handbooks menu icon. The SIS Handbook is scheduled for release March 1st of every year.

If changes to the SIS Handbook become necessary after its initial release and printing, updates will be made in an addendum online located on the ADE Data Center website. There will be no corrections to the hard copy issue and the printed books will not be revised.

## STATEWIDE INFORMATION SYSTEM 2016/2017

### PROJECT OVERVIEW

#### Confidentiality and Access Standards

The ADE shall implement the following procedures for the privacy, security, and retention of all district, student, personnel, financial data and records collected, maintained, and utilized at the state level:

##### A. Privacy of Records

1. Individual, personally identifiable student records collected and maintained by the ADE shall be accessible only to authorized state education officials as prescribed by the Family Educational Rights and Privacy Act (FERPA) under 20 U.S.C. 1232G and 34 CRF Part 99.
2. The ADE shall not disclose personally identifiable individual student records to any person, institution, agency, or organization except as authorized by federal and state law and regulation. The ADE shall only use personal identifiable student information to prepare and publish aggregate reports and analysis.

##### B. Data Security

1. The Arkansas Department of Education (ADE) will control stringently access to data and records submitted by school districts through security conventions and procedures that are established by ADE.
2. Appropriate computer security will be implemented to ensure that users will be granted access only to the data necessary to complete federal or state-mandated activities.

##### C. Records Retention

1. The ADE shall establish record retention procedures for maintaining and destroying personally identifiable district information. This only pertains to the physical data. The electronic data should be preserved for historical reporting purposes indefinitely.
2. Except as required for auditing or monitoring activities, or for the evaluation of state or federal programs, personally identifiable records shall be destroyed according to a schedule developed by the ADE. This only pertains to the physical data. The electronic data should be preserved for historical reporting purposes indefinitely.

## STATEWIDE INFORMATION SYSTEM 2016/2017

### SIS OVERVIEW

The Arkansas Department of Education (ADE) has developed a state reporting process design that will allow Arkansas school districts to report their data electronically over the statewide network to the ADE.

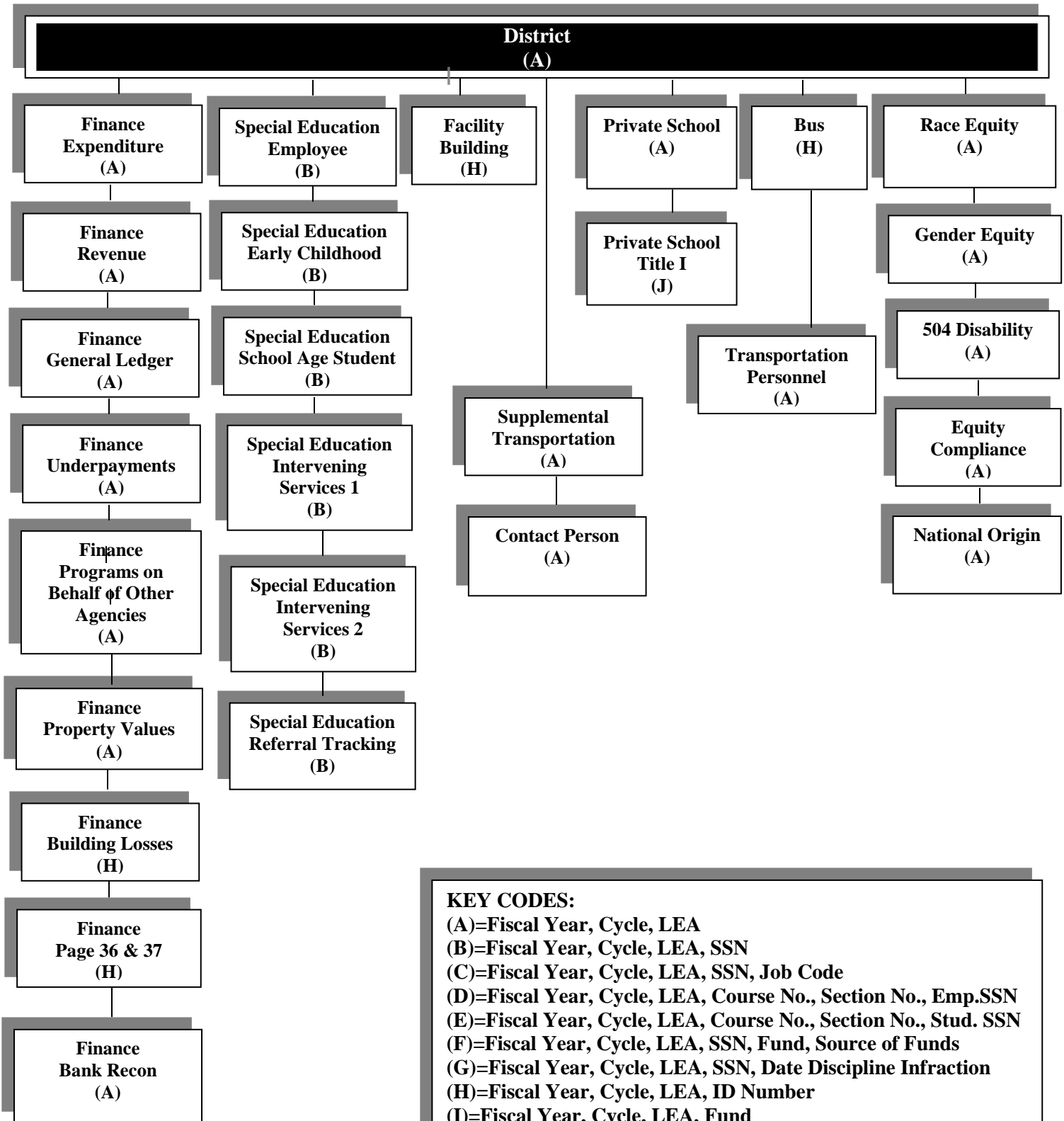
ADE approves the database structure. Data is collected as it directly relates to one of the records outlined. When the data to be collected is not available, The LEA Profiles are provided by the programming staff to collect required data (i.e. bus and facility data).

The data submissions will be transmitted in accordance with the reporting cycles outlined in the Data Submission Cycles chart (page 8-10). All unit records are cyclic and must be submitted in their entirety by their due date(s). There will be a calculated elements database created from the unit records submitted by each district. The programs that create these data elements will be used for all calculations at the ADE, ensuring that all formulas and/or logic that derive items such as Average Daily Attendance (ADA) are the same for all parties.

ADE provides procedural instructions, release notes and documentation for each cycle. This information is published far enough in advance of each cycle to give the user time to meet the cycle submission due date. It can be accessed by going on the Internet to the ADE Data Center web site at <https://adedata.arkansas.gov/> click on the SIS Icon, then select “the Statewide Information System.” Only district personnel selected to perform state reporting coordinator duties will execute record submissions by utilizing the Statewide Information System on their network-connected workstation. All reports produced for a cycle should be reviewed by appropriate district, school, food service, and counselor personnel for accuracy prior to submission to the ADE. Once the data submission is complete, each district is required by the ADE to sign and return the “Certification of Data Accuracy” form (one for each cycle) to the ADE. This form is part of the release notes provided by ADE for each cycle.



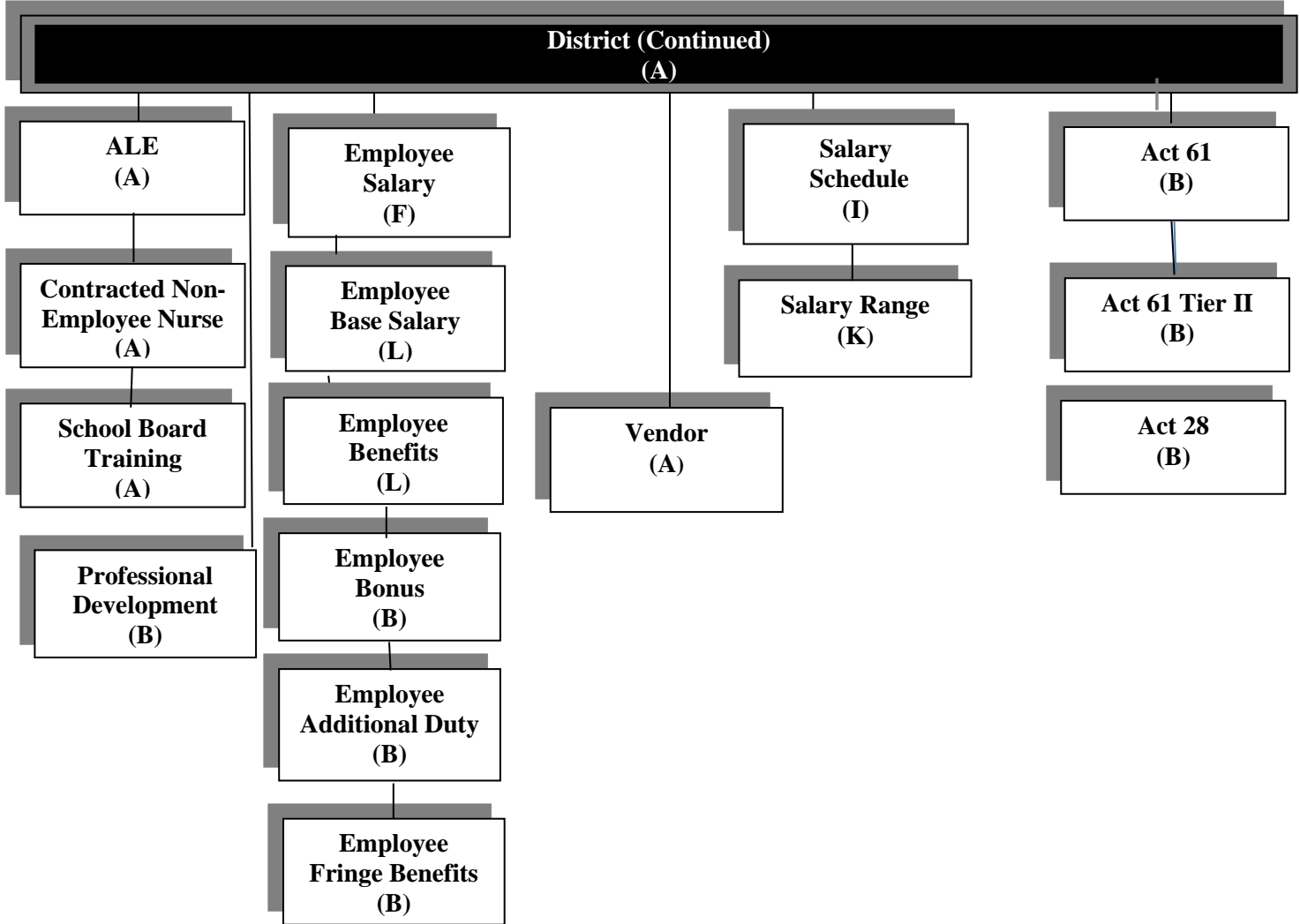
RECORDS RELATIONSHIPS



**KEY CODES:**

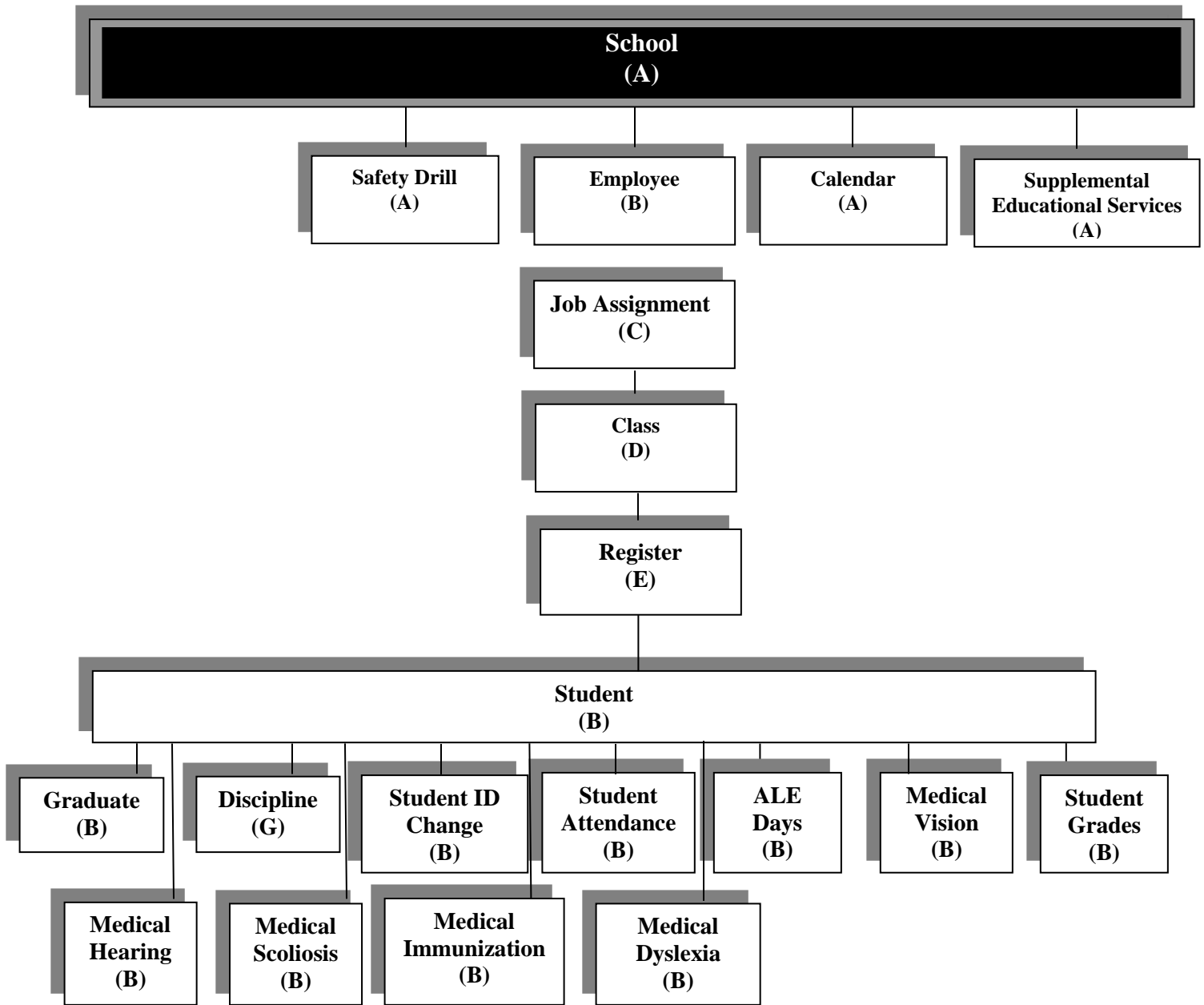
- (A)=Fiscal Year, Cycle, LEA
- (B)=Fiscal Year, Cycle, LEA, SSN
- (C)=Fiscal Year, Cycle, LEA, SSN, Job Code
- (D)=Fiscal Year, Cycle, LEA, Course No., Section No., Emp.SSN
- (E)=Fiscal Year, Cycle, LEA, Course No., Section No., Stud. SSN
- (F)=Fiscal Year, Cycle, LEA, SSN, Fund, Source of Funds
- (G)=Fiscal Year, Cycle, LEA, SSN, Date Discipline Infraction
- (H)=Fiscal Year, Cycle, LEA, ID Number
- (I)=Fiscal Year, Cycle, LEA, Fund
- (J)=Fiscal Year, Cycle, LEA, School

RECORD RELATIONSHIPS



**KEY CODES:**  
 (A)=Fiscal Year, Cycle, LEA  
 (B)=Fiscal Year, Cycle, LEA, SSN  
 (C)=Fiscal Year, Cycle, LEA, SSN, Job Code  
 (D)=Fiscal Year, Cycle, LEA, Course No., Section No., Emp.SSN  
 (E)=Fiscal Year, Cycle, LEA, Course No., Section No., Stud. SSN  
 (F)=Fiscal Year, Cycle, LEA, SSN, Fund, Source of Funds  
 (G)=Fiscal Year, Cycle, LEA, SSN, Date Discipline Infraction  
 (H)=Fiscal Year, Cycle, LEA, ID Number  
 (I)=Fiscal Year, Cycle, LEA, Fund  
 (J)=Fiscal Year, Cycle, LEA, Salary Code  
 (K)=Fiscal Year, Cycle, LEA, Salary Code, Salary Range  
 (L)= Fiscal Year, Cycle, LEA, Salary Code, Salary Range, SSN

RECORD RELATIONSHIPS



**KEY CODES:**  
 (A)=Fiscal Year, Cycle, LEA  
 (B)=Fiscal Year, Cycle, LEA, SSN  
 (C)=Fiscal Year, Cycle, LEA, SSN, Job Code  
 (D)=Fiscal Year, Cycle, LEA, Course No., Section No., Emp.SSN  
 (E)=Fiscal Year, Cycle, LEA, Course No., Section No., Stud. SSN  
 (F)=Fiscal Year, Cycle, LEA, SSN, Fund, Source of Funds  
 (G)=Fiscal Year, Cycle, LEA, SSN, Date Discipline Infraction  
 (H)=Fiscal Year, Cycle, LEA, ID Number

**STATEWIDE INFORMATION SYSTEM 2016/2017**

**DATA SUBMISSION CYCLES**

<b>DATABASE RECORD</b>	<b>PAGE</b>	<b>C 1 SEP 30</b>	<b>C 2 OCT 15</b>	<b>C 3 NOV 15</b>	<b>C 4 DEC 15</b>	<b>C 5 FEB 15</b>	<b>C 6 APR 15</b>	<b>C 7 JUN 15</b>	<b>C 8 JUL 31</b>	<b>C 9 AUG 31</b>
ALE (AS)	27							X		
ALE Days (AL)	28			X		X	X	X		
Bus (BU)	29			X		X	X	X		
Calendar (CA)	33	X	X	X	X	X	X	X		
Class (CL)	34		X				X	X		
Contact Person (CO)	37	X	X	X	X	X	X	X	X	X
Discipline (DS)	39							X		
District (DI)	41	X	X	X	X	X	X	X	X	X
Equity 504 Disability (AD)	78		X							
Equity Compliance (AE)	77		X							
Equity Gender (GE)	79		X							
Equity National Origin (NO)	80		X							
Equity Race (RE)	81		X							
Facility Building (FB)	82							X		
Federal Programs Private Schools (PS)	93						X			
Federal Programs Private Schools Title I (PT)	95						X			
Finance – Act 28 (AT)	45									X
Finance – Act 61 (AC)	25				X					
Finance – Act 61ii (AI)	26							X		
Finance – Bank Recon (BC)	49	X	X	X	X	X	X	X	X	X
Finance – Building Losses (BL)	50									X
Finance – Contracted Non-Employee Nurse (NE)	51									X
Finance – Employee (EM)	52	X	X				X		X	X
Finance – Employee Additional Duty (FA)	54	X								
Finance – Employee Salary (ES)	60									X
Finance – Employee Benefit (CF)	57	X								
Finance – Employee Bonus (EB)	58									X
Finance – Employee Fringe Benefits (FN)	59	X								
Finance – Expenditures (FE)	61	X								X

**STATEWIDE INFORMATION SYSTEM 2016/2017**

**DATA SUBMISSION CYCLES**

DATABASE RECORD	PAGE	C 1 SEP 30	C 2 OCT 15	C 3 NOV 15	C 4 DEC 15	C 5 FEB 15	C 6 APR 15	C 7 JUN 15	C 8 JUL 31	C 9 AUG 31
Finance – General Ledger (FG)	63	X								X
Finance – Employee Base Salary (BS)	55	X								
Finance – Page 36 & 37 (CC)	65								X	
Finance – Programs On Behalf Of Other Agencies (PO)	67									X
Finance – Property Values (PV)	68									X
Finance – Revenue (FR)	69	X								X
Finance – Salary Range (SL)	70	X								
Finance – Salary Schedule (SA)	73	X								
Finance – Supplemental Educational Service Provider (SE)	75									X
Finance – Underpayments (UP)	76									X
Graduate (GR)	84									X
Job Assignment(JA)	85		X				X			
Medical Dyslexia (MD)	86							X		
Medical Vision (MV)	91			X			X			
Medical Hearing (MH)	87							X		
Medical Immunization (MI)	88			X						
Medical Scoliosis (MS)	90							X		
Professional Development (PD)	96								X	
Register (RG)	97		X				X	X		
Safety Drill (SD)	98		X	X		X	X	X		
School (SC)	99	X	X	X	X	X	X	X	X	X
School Board Training (SB)	105					X				
Special Ed – Employee (SX)	113				X					
Special Ed – Early Childhood (SZ)	106				X			X		
Special Ed – Early Intervening Services 1 (EI)	110							X		

**STATEWIDE INFORMATION SYSTEM 2016/2017**

**DATA SUBMISSION CYCLES**

<b>DATABASE RECORD</b>	<b>PAGE</b>	<b>C 1 SEP 30</b>	<b>C 2 OCT 15</b>	<b>C 3 NOV 15</b>	<b>C 4 DEC 15</b>	<b>C 5 FEB 15</b>	<b>C 6 APR 15</b>	<b>C 7 JUN 15</b>	<b>C 8 JUL 31</b>	<b>C 9 AUG 31</b>
Special Ed – Early (ER) Intervening Services 2	112							X		
Special Ed – Referral Tracking (RF)	116							X		
Special Ed – School Age (SY)	120				X			X		
Student (ST)	124		X	X	X	X	X	X		
Student Attendance (SS)	131			X		X	X	X		
Student Grades (SG)	132							X		
Student Id Change (SI)	133	X	X	X	X	X	X	X		
Supplemental Transportation (TP)	31						X			
Transportation Personnel (TS)	32			X						
Vendor (VE)	74									X
Total Tables Per Cycle		16	17	14	11	12	19	26	8	19
Total Tables Collected		64								

STATEWIDE INFORMATION SYSTEM 2016/2017

CYCLE 1 SUBMISSION – September 30<sup>th</sup>

CYCLE 1 REPORTING REQUIREMENTS

<b>Report ID</b>	<b>Report Name</b>
rpt000	District General Information
rpt044	Contact Persons (District)
rpt100	School General Information
rpt120	School Calendar
rpt205	Employee Base Salary
rpt208	Employee Fringe Benefits (paid by district on behalf of employee)
rpt212	Employee Benefits (Payments/services in addition to salary)
rpt214	Employee Additional Duties Detailed Report
rpt465	School Student ID Change
rpt488	Contact Persons (School)
rpt503	Bank Reconciliation Report
rpt504	Bank Reconciliation Outstanding Checks
rpt510	Annual Financial Report (AFRB) Level I
rpt511	Annual Financial Report (AFRB) Level II
rpt512	Annual Financial Report (AFRB) Level III
rpt520	Annual Financial Report (AFRB) Legal Balance
rpt571	AFR Title I (6501) Budget
rpt572	AFR Title I Part D (6510) Budget
rpt573	AFR Title II A (6756) Budget
rpt574	AFR Title II D (6595) Budget
rpt575	AFR Title III (6761) Budget
rpt576	AFR Title IV-A (6781) Budget
rpt577	AFR Title V (6520) Budget
rpt578	AFR Title VI-SRSA (6782) Budget
rpt579	AFR Title VI-RLIS (6784) Budget
rpt580	Annual Statistical Report (ASR) – Supplement Lines 14-89 amounts are pulled based on ADE Coding Specifications for ASR
rpt810	Salary Schedule
	<b>27 Total Reports</b>

Note: Above cycle reports (rpt. #s) are only available for the individual school districts using Statewide Information System during the cycle data certification process.

STATEWIDE INFORMATION SYSTEM 2016/2017

CYCLE 2 SUBMISSION – October 15<sup>th</sup>

CYCLE 2 REPORTING REQUIREMENTS

<b>Report ID</b>	<b>Report Name</b>
rpt000	District General Information
rpt030	District Gender Equity
rpt031	District Race Equity
rpt032	District Disability 504 Equity
rpt033	District National Origin
rpt034	Equity Compliance
rpt044	Contact Persons (District)
rpt100	School General Information
rpt120	School Calendar
rpt202	Employee Certified Staff Job Analysis
rpt206	Employee Certificated Staff Job Analysis (Out-of-District)
rpt207	Digital Learning
rpt211	Employee Classified Staff Job Analysis
rpt223	Para-Professional Report
rpt252	School Concurrent Credit
rpt253	District Concurrent Credit
rpt304	District Enrollment/School Choice
rpt325	District Pre-School Classrooms
rpt330	District Student ELL Information
rpt331	District Child Nutrition
rpt332	District Home Language
rpt333	District Homeless Student
rpt334	District Student Status
rpt336	District Preschool Lunch Status
rpt355	District Preschool Enrollment
rpt356	District Kindergarten (Preschool)
rpt357	District Student Meal Status Detailed Listing (Active & Inactive Students) (Optional)
rpt380	Adult Education Student Count (Arkansas River Coop)
rpt404	School Enrollment/School Choice
rpt408	School Choice Count (Optional)
rpt413	School Poverty Index
rpt426	Preschool Counts Report (Web Based)
rpt430	School Student ELL Information
rpt431	School Child Nutrition
rpt432	School Home Language Report
rpt433	School Homeless Student
rpt434	School Student Status Information
rpt436	School Preschool Lunch Status
rpt438	Smart Core Waiver Report
rpt439	Consolidated LEA Report
rpt443	Vocational School Report

Note: Above cycle reports (rpt. #s) are only available for the individual school districts using Statewide Information System during the cycle data certification process.



STATEWIDE INFORMATION SYSTEM 2016/2017

CYCLE 2 SUBMISSION – October 15<sup>th</sup>

CYCLE 2 REPORTING REQUIREMENTS

<b>Report ID</b>	<b>Report Name</b>
rpt455	School Preschool Enrollment
rpt456	School Kindergarten (Preschool)
rpt458	Arkansas Qualified Teacher Report
rpt465	School Student ID Change
rpt488	Contact Persons (School)
rpt503	Bank Reconciliation Report
rpt504	Bank Reconciliation Outstanding Checks
rpt600	Safety Drill Report (District)
rpt610	Safety Drill Report (School)
	<b>50 Total Reports</b>

Note: Above cycle reports (rpt. #s) are only available for the individual school districts using Statewide Information System during the cycle data certification process.

STATEWIDE INFORMATION SYSTEM 2016/2017

CYCLE 3 SUBMISSION – November 15<sup>th</sup>

CYCLE 3 REPORTING REQUIREMENTS

<b>Report ID</b>	<b>Report Name</b>
rpt000	District General Information
rpt011	District School Elect (Millage)
rpt020	Bus Information
rpt021	Bus Pupil Transportation
rpt024	Transportation Personnel
rpt044	Contact Persons (District)
rpt100	School General Information
rpt120	School Calendar
rpt300	District Crossover Students
rpt301	District Quarterly Superintendent's Attendance
rpt302	District Superintendent's Attendance by Grade (Optional)
rpt303	District Quarterly Averages Superintendent's Attendance
rpt305	District Detail List of Student Attendance (Optional)
rpt306	District Magnet Student Quarterly Attendance (Pulaski County ONLY)
rpt307	District M to M Student Quarterly Attendance (Pulaski County ONLY)
rpt308	Transportation Counts – Active Students
rpt309	District M to M Student Avg Attendance Report (Pulaski County ONLY)
rpt310	District Magnet Quarterly Average Superintendent's Attendance (Pulaski County ONLY)
rpt313	District Dropout/Withdrawal Report
rpt314	District Retention (Optional)
rpt330	District Student ELL Information
rpt333	District Homeless Students
rpt334	District Student Status Information
rpt337	District ABC Preschool Count
rpt383	District Student Vision Listing
rpt384	District Student Vision Counts
rpt400	School Crossover Students
rpt401	School Quarterly Superintendent's Attendance
rpt402	School Superintendent's Attendance by Grade
rpt403	School Quarterly Averages Superintendent's Attendance
rpt406	School Magnet Student Quarterly Attendance (Pulaski County ONLY)
rpt407	School M to M Student Quarterly Attendance (Pulaski County ONLY)
rpt409	School M to M Student Avg Attendance Report (Pulaski County ONLY)
rpt410	School Magnet Quarterly Average Superintendent's Attendance (Pulaski County ONLY)
rpt411	School Dropout/Withdrawal Report
rpt412	School Retention
rpt426	Preschool Counts Report (Web Based)
rpt430	School Student ELL Information
rpt433	School Homeless Students Reports
rpt434	School Student Status
rpt437	School ABC Preschool Count

Note: Above cycle reports (rpt. #s) are only available for the individual school districts using Statewide Information System during the cycle data certification process.

STATEWIDE INFORMATION SYSTEM 2016/2017

CYCLE 3 SUBMISSION – November 15<sup>th</sup>

**CYCLE 3 REPORTING REQUIREMENTS**

<b>Report ID</b>	<b>Report Name</b>
rpt439	Consolidated LEA Report
rpt441	Number of Days in ALE By SSN
rpt465	School Student ID Change
rpt483	School Medical Vision Report
rpt484	School Medical Vision Counts
rpt488	Contact Persons (School)
rpt495	School Medical Immunization Report
rpt503	Bank Reconciliation Report
rpt504	Bank Reconciliation Outstanding Checks
rpt600	Safety Drill Report (District)
rpt610	Safety Drill Report (School)
	<b>52 Total Reports</b>

Note: Above cycle reports (rpt. #s) are only available for the individual school districts using Statewide Information System during the cycle data certification process.

STATEWIDE INFORMATION SYSTEM 2016/2017

CYCLE 4 SUBMISSION – December 15<sup>th</sup>

CYCLE 4 REPORTING REQUIREMENTS

<b>Report ID</b>	<b>Report Name</b>
rpt000	District General Information
rpt044	Contact Persons (District)
rpt100	School General Information
rpt120	School Calendar
rpt213	Special Education Employee Detail
rpt330	District Student ELL Information
rpt333	District Homeless Students
rpt334	District Student Status Information
rpt426	Preschool Counts Report (Web Based)
rpt430	School Student ELL Information
rpt433	School Homeless Students Reports
rpt434	School Student Status Report
rpt439	Consolidated LEA Report
rpt465	School Student ID Change
rpt488	Contact Persons (School)
rpt503	Bank Reconciliation Report
rpt504	Bank Reconciliation Outstanding Checks
rpt704	Special Education – School Age Federal Child Count by Placement/Race
rpt705	Special Education – School Age Federal Child Count by Age/Disability
rpt706	Special Education – School Age Federal Child Count by Race/Disability
rpt720	Early Childhood Federal Child Count by Placement/Age
rpt721	Early Childhood Child Count by Placement/Race
rpt722	Early Childhood Count by Program Type and Resident LEA
rpt723	Early Childhood Count by Disability/Race/Gender
rpt724	Early Childhood Count by Placement/Disability
rpt725	Early Childhood Count by Age/Disability
rpt730	Special Education School Age Detailed Information
rpt731	Early Childhood Detailed Information
rpt820	Act 61 Tier I Training
	<b>29 Total Reports</b>

Note: Above cycle reports (rpt. #s) are only available for the individual school districts using Statewide Information System during the cycle data certification process.

STATEWIDE INFORMATION SYSTEM 2016/2017

CYCLE 5 SUBMISSION – February 15<sup>th</sup>

CYCLE 5 REPORTING REQUIREMENTS

<b>Report ID</b>	<b>Report Name</b>
rpt000	District General Information
rpt020	Bus Information
rpt021	Bus Pupil Transportation
rpt044	Contact Persons (District)
rpt100	School General Information
rpt120	School Calendar
rpt300	District Crossover Students
rpt301	District Quarterly Superintendent's Attendance
rpt302	District Superintendent's Attendance by Grade (Optional)
rpt303	District Quarterly Averages Superintendent's Attendance
rpt305	District Detail List of Student Attendance (Optional)
rpt306	District Magnet Student Quarterly Attendance (Pulaski County ONLY)
rpt307	District M to M Student Quarterly Attendance (Pulaski County ONLY)
rpt308	Transportation Counts – Active Students
rpt309	District M to M Student Avg Attendance Report (Pulaski County ONLY)
rpt310	District Magnet Quarterly Average Superintendent's Attendance (Pulaski County ONLY)
rpt311	District School Board Member Training
rpt330	District Student ELL Information
rpt333	District Homeless Students
rpt334	District Student Status Information
rpt337	District ABC Preschool Count
rpt400	School Crossover Students
rpt401	School Quarterly Superintendent's Attendance
rpt402	School Superintendent's Attendance by Grade
rpt403	School Quarterly Averages Superintendent's Attendance
rpt406	School Magnet Student Quarterly Attendance (Pulaski County ONLY)
rpt407	School M to M Student Quarterly Attendance (Pulaski County ONLY)
rpt409	School M to M Student Avg Attendance Report (Pulaski County ONLY)
rpt410	School Magnet Quarterly Average Superintendent's Attendance (Pulaski County ONLY)
rpt426	Preschool Counts Report (Web Based)
rpt430	School Student ELL Information
rpt433	School Homeless Students
rpt434	School Student Status Report
rpt437	School ABC Preschool Count
rpt439	Consolidated LEA Report
rpt441	Number of Days in ALE By SSN
rpt465	School Student ID Change
rpt488	Contact Persons (School)
rpt503	Bank Reconciliation Report
rpt504	Bank Reconciliation Outstanding Checks
rpt600	Safety Drill Report (District)
rpt610	Safety Drill Report (School)

**42 Total Reports**

Note: Above cycle reports (rpt. #s) are only available for the individual school districts using Statewide Information System during the cycle data certification process.

STATEWIDE INFORMATION SYSTEM 2016/2017

CYCLE 6 SUBMISSION – April 15<sup>th</sup>

CYCLE 6 REPORTING REQUIREMENTS

<b>Report ID</b>	<b>Report Name</b>
rpt000	District General Information
rpt020	Bus Information
rpt021	Bus Pupil Transportation
rpt022	School Bus Inspection
rpt023	Bus Transportation Aid
rpt044	Contact Persons (District)
rpt100	School General Information
rpt117	Federal Programs – Private School(s)
rpt118	Private School Title I Report
rpt120	School Calendar
rpt202	Employee Certified Staff Job Analysis
rpt206	Employee Certificated Staff Job Analysis (Out-of-District)
rpt207	Digital Learning
rpt211	Employee Classified Staff Job Analysis
rpt223	Para-Professional Report
rpt252	School Concurrent Credit
rpt253	District Concurrent Credit
rpt300	District Crossover Students
rpt301	District Quarterly Superintendent’s Attendance
rpt302	District Superintendent’s Attendance by Grade (Optional)
rpt303	District Quarterly Averages Superintendent’s Attendance
rpt305	District Detailed List of Student Attendance (Optional)
rpt306	District Magnet Student Quarterly Attendance (Pulaski County ONLY)
rpt307	District M to M Student Quarterly Attendance (Pulaski County ONLY)
rpt308	Transportation Counts – Active Students
rpt309	District M to M Student Avg Attendance Report (Pulaski County ONLY)
rpt310	District Magnet Quarterly Average Superintendent’s Attendance (Pulaski County ONLY)
rpt330	District Student ELL Information
rpt333	District Homeless Students
rpt334	District Student Status Information
rpt337	District ABC Preschool Count
rpt383	District Student Vision Listing
rpt384	District Student Vision Counts
rpt400	School Crossover Students
rpt401	School Quarterly Superintendent’s Attendance
rpt402	School Superintendent’s Attendance by Grade
rpt403	School Quarterly Averages Superintendent’s Attendance
rpt406	School Magnet Student Quarterly Attendance (Pulaski County ONLY)

Note: Above cycle reports (rpt. #s) are only available for the individual school districts using Statewide Information System during the cycle data certification process.

STATEWIDE INFORMATION SYSTEM 2016/2017

CYCLE 6 SUBMISSION – April 15<sup>th</sup>

CYCLE 6 REPORTING REQUIREMENTS

<b>Report ID</b>	<b>Report Name</b>
rpt407	School M to M Student Quarterly Attendance (Pulaski County ONLY)
rpt409	School M to M Student Avg Attendance Report (Pulaski County ONLY)
rpt410	School Magnet Quarterly Average Superintendent's Attendance (Pulaski County ONLY)
rpt426	Preschool Counts Report (Web Based)
rpt430	School Student ELL Information
rpt433	School Homeless Students
rpt434	School Student Status
rpt437	School ABC Preschool Count
rpt439	Consolidated LEA Report
rpt441	Number of Days in ALE By SSN
rpt443	Vocational School Report
rpt458	Arkansas Qualified Teacher Report
rpt465	School Student ID Change
rpt483	School Medical Vision Report
rpt484	School Medical Vision Counts
rpt488	Contact Persons (School)
rpt503	Bank Reconciliation Report
rpt504	Bank Reconciliation Outstanding Checks
rpt600	Safety Drill Report (District)
rpt610	Safety Drill Report (School)
	<b>58 Total Reports</b>

Note: Above cycle reports (rpt. #s) are only available for the individual school districts using Statewide Information System during the cycle data certification process.

STATEWIDE INFORMATION SYSTEM 2016/2017

CYCLE 7 SUBMISSION – June 15th

Cycle 7 Reporting Requirements

<b>Report ID</b>	<b>Report Name</b>
rpt000	District General Information
rpt020	Bus Information
rpt021	Bus Pupil Transportation
rpt044	Contact Persons (District)
rpt100	School General Information
rpt120	School Calendar
rpt183	Facility Needs Assessment Building Report
rpt300	District Crossover Students
rpt301	District Quarterly Superintendent's Attendance
rpt302	District Superintendent's Attendance by Grade (Optional)
rpt303	District Quarterly Averages Superintendent's Attendance
rpt305	District Detail List of Student Attendance (Optional)
rpt306	District Magnet Student Quarterly Attendance (Pulaski County ONLY)
rpt307	District M to M Student Quarterly Attendance (Pulaski County ONLY)
rpt308	Transportation Counts – Active Students
rpt309	District M to M Student Avg Attendance Report (Pulaski County ONLY)
rpt310	District Magnet Quarterly Average Superintendent's Attendance (Pulaski County ONLY)
rpt320	District Dyslexia Report
rpt322	District Corporal Punishment
rpt323	District Discipline
rpt330	District Student ELL Information
rpt333	District Homeless Students
rpt334	District Student Status Information
rpt337	District ABC Preschool Count
rpt350	District Student GPA Report
rpt370	District Gun Free Schools Act
rpt381	District Medical Hearing Report
rpt382	District Medical Hearing Student Count Report
rpt386	District Medical Scoliosis Report
rpt387	District Medical Scoliosis Student Count Report
rpt400	School Crossover Students Reports
rpt401	School Quarterly Superintendent's Attendance
rpt402	School Superintendent's Attendance by Grade (Optional)
rpt403	School Quarterly Averages Superintendent's Attendance
rpt406	School Magnet Student Quarterly Attendance (Pulaski County ONLY)
rpt407	School M to M Student Quarterly Attendance (Pulaski County ONLY)
rpt409	School M to M Student Avg Attendance Report (Pulaski County ONLY)
rpt410	School Magnet Quarterly Average Superintendent's Attendance (Pulaski County ONLY)
rpt422	School Corporal Punishment
rpt423	School Discipline
rpt424	Detail Student Discipline Report (optional)

Note: Above cycle reports (rpt. #s) are only available for the individual school districts using Statewide Information System during the cycle data certification process.



STATEWIDE INFORMATION SYSTEM 2016/2017

CYCLE 7 SUBMISSION – June 15th

Cycle 7 Reporting Requirements

<b>Report ID</b>	<b>Report Name</b>
rpt426	Preschool Counts Report (Web Based)
rpt430	School Student ELL Information
rpt433	School Homeless Students
rpt434	School Student Status Information
rpt437	School ABC Preschool Count
rpt438	Smart Core Waiver Report
rpt439	Consolidated LEA Report
rpt441	Number of Days in ALE By SSN
rpt444	ALE Annual Report
rpt450	School GPA
rpt465	School Student ID Change
rpt475	Student Grade Report by District and School
rpt480	ALE Student Course Report
rpt481	School Medical Hearing Report
rpt482	School Medical Hearing Student Count Report
rpt486	School Medical Scoliosis Report
rpt487	School Medical Scoliosis Student Count Report
rpt488	Contact Persons (School)
rpt503	Bank Reconciliation Report
rpt504	Bank Reconciliation Outstanding Checks
rpt600	Safety Drill Report (District)
rpt610	Safety Drill Report (School)
rpt713	Special Education – School Age State Exiting by Disability/Age/Exit Status
rpt714	Special Education – School Age State Exiting by Race/Exit Status
rpt715	Special Education – School Age State Discipline by Disability
rpt717	Special Education – School Age State Discipline by Race
rpt730	Special Education School Age Detailed Information
rpt731	Special Education Early Childhood Detail Report
rpt732	School Age Early Intervening Services
rpt733	Special Education School Early Intervening Services 2 (School Age Only)
rpt734	School Age Early Referral Tracking
rpt824	Act 61 Tier II Training
	<b>74 Total Reports</b>

Note: Above cycle reports (rpt. #s) are only available for the individual school districts using Statewide Information System during the cycle data certification process.

STATEWIDE INFORMATION SYSTEM 2016/2017

CYCLE 8 SUBMISSION – July 31<sup>th</sup>

CYCLE 8 REPORTING REQUIREMENTS

<b>Report ID</b>	<b>Report Name</b>
rpt000	District General Information
rpt044	Contact Persons (District)
rpt100	School General Information
rpt221	Professional Development Hours (Execute from FMS Menu)
rpt488	Contact Persons (School)
rpt503	Bank Reconciliation Report
rpt504	Bank Reconciliation Outstanding Checks
rpt570	Pages 36 & 37 (Classified/Certified)
rpt587	Teacher Salary Averages
	<b>10 Total Reports</b>

Note: Above cycle reports (rpt. #s) are only available for the individual school districts using Statewide Information System during the cycle data certification process.

STATEWIDE INFORMATION SYSTEM 2016/2017

CYCLE 9 SUBMISSION – August 31<sup>th</sup>

CYCLE 9 REPORTING REQUIREMENTS

<b>Report ID</b>	<b>Report Name</b>
rpt000	District General Information
rpt044	Contact Persons (District)
rpt100	School General Information
rpt200	Employee Salary
rpt203	Employee Benefits (in additional to salary)
rpt204	Employee Bonus
rpt219	Supplemental Educational Services Vendor Report
rpt275	Contracted Non-Employee Nurse Count Report
rpt385	District Act 28 Report
rpt405	Graduate Student Listing
rpt488	Contact Persons (School)
rpt503	Bank Reconciliation Report
rpt504	Bank Reconciliation Outstanding Checks
rpt510	Annual Financial Report (AFRB) Level I
rpt511	Annual Financial Report (AFRB) Level II
rpt512	Annual Financial Report (AFRB) Level III
rpt520	Annual Financial Report (AFRB) Legal Balance
rpt530	Annual Financial Report (AFRB) Underpayments
rpt540	Annual Financial Report (AFRB) Programs on Behalf of Other Agencies
rpt550	Annual Financial Report (AFRB) Property Values
rpt560	Annual Financial Report (AFRB) Building Losses
rpt571	AFR Title I
rpt572	AFR Title I Part D
rpt573	AFR Title II A
rpt574	AFR Title II D
rpt575	AFR Title III
rpt576	AFR Title IV-A
rpt577	AFR Title V
rpt578	AFR Title VI-SRSA (6782)
rpt579	AFR Title VI-RLIS (6784)
rpt580	Annual Statistical Report (ASR) – Supplement Lines 14-89 amounts are pulled based on ADE Coding Specifications for ASR
rpt581	Athletic Expenditures
rpt593	Vendor Report
	<b>33 Total Reports</b>

Note: Above cycle reports (rpt. #s) are only available for the individual school districts using Statewide Information System during the cycle data certification process.

**Data Schema Definitions for SIS Handbook**

<b>ID =</b>	A unique number used to identify data elements in each table. The first two letters denote the table in which the element is found and the remaining 4 numbers are chronological order numbers.
<b>Element =</b>	This is the actual text name descriptor and definition of the data that is being collected.
<b>Name =</b>	This is the abbreviated name given to the element. It is the name that is used to reference the data element in program code.
<b>Type =</b>	A descriptor assigned to each element in a table indicating the type of data the element is intended to hold. Data types used in this Handbook are: <b>Alpha</b> (alphabetic or character) = Used to store any combination of letters, numbers, and symbols. <b>Num</b> (numeric) = Used to store whole numbers. <b>Dec</b> (decimal) = Stores numbers with definable scale and precision.
<b>Date =</b>	Stores calendar dates. A date element holds a date in the form mm/dd/yyyy where mm is the month (1-12), dd is the day of the month (1-31), and yyyy is the year.
<b>Size =</b>	The total possible characters or numbers that may be entered for the element.
<b>Values =</b>	Assists you with entry of valid data. Display the format for numeric data as ##.## or acceptable codes for yes/no fields (Y/N). Table means the choices are in the table under the Element or Appendix A – means the choices are shown in appendix in the back of the Handbook or Date – as MMDDYYYY should be entered.
<b>Cycle =</b>	Used to denote the submission cycle (1-9) in which the data element will be pulled.

STATEWIDE INFORMATION SYSTEM 2016/2017

DATABASE SCHEMA

AC  
act61

ID	Element	Name	Type	Size	Values	Cycle
	<b>Key</b>					
AC0010	<b>Fiscal Year</b> – The fiscal year that this reporting represents: For the 2016/2017 reporting year fy must be = 27	fy	Num	2	Table	4
AC0020	<b>Cycle</b> – The reporting cycle for which the data is submitted: 4 = December 15 <sup>th</sup>	cycle	Num	2	Table	4
AC0030	<b>LEA, District</b> – Local Education Agency, the unique seven-digit number assigned by the ADE to identify individual county, district, schools, cooperatives, and vocational institutions. The first two digits represent the county, the second two digits represent the district, and the last three digits represent the individual school, for example: 6001000 60 = Pulaski County 01 = Little Rock School District 000 = N/A (zeroes for district)	lea	Alpha	7	Appendix B	4
AC0040	<b>SSN, Staff</b> – The nine-digit Social Security number of the staff member being identified.	ssn	Alpha	9	#####	4
	<b>General</b>					
AC0045	<b>Unique Employee ID</b> – The unique 10-digit Triand identifier generated for the employee by the state.	uniq_emp_id	Alpha	10	#####	4
AC0050	<b>First Name</b> – Employee first name	fname	Alpha	20		4
AC0060	<b>Middle Name</b> – Employee middle name	mname	Alpha	15		4
AC0070	<b>Last Name</b> – Employee last name	lname	Alpha	25		4
AC0080	<b>Title</b> – Position person holds within the district, Example: “Superintendent.”	title	Alpha	30		4
AC0090	<b>Course Name</b> – Name of course.	course	Alpha	20		4
AC0100	<b>Date</b> – Date the course was taken.	date	Date	MM/DD/YYYY		4
AC0110	<b>Sponsor</b> – Sponsor of the course: 0) No data 1) COOP 2) ADE 3) AASBO 4) AAEA 5) Other	sponsor	Alpha	1	Table	4
AC0130	<b>Hours</b> – Number of hours received from the course	num_hrs	Dec	5,2	###.##	4
AC0140	<b>Initial or Annual Training</b> – Indicate if training received was initial or annual. A = Annual I = Initial	train_type	Alpha	1	Table	4

STATEWIDE INFORMATION SYSTEM 2016/2017

DATABASE SCHEMA

AI  
act61ii

ID	Element	Name	Type	Size	Values	Cycle
	<b>Key</b>					
AI0010	<b>Fiscal Year</b> – The fiscal year that this reporting represents: For the 2016/2017 reporting year fy must be = 27	fy	Num	2	Table	7
AI0020	<b>Cycle</b> – The reporting cycle for which the data is submitted: 7 = June 15 <sup>th</sup>	cycle	Num	2	Table	7
AI0030	<b>LEA, District</b> – Local Education Agency, the unique seven-digit number assigned by the ADE to identify individual county, district, schools, cooperatives, and vocational institutions. The first two digits represent the county, the second two digits represent the district, and the last three digits represent the individual school, for example: 6001000 60 = Pulaski County 01 = Little Rock School District 000 = N/A (zeroes for district)	lea	Alpha	7	Appendix B	7
AI0040	<b>Tier II Training</b> – Have the required district employees received 4 hours of Tier II training?	tier_ii_train	Alpha	1	Y/N	7
AI0050	<b>SSN, Staff</b> – The nine-digit Social Security number of the staff member being identified.	ssn	Alpha	9	#####	7
	<b>General – List Tier II Trainer(s) who had Tier I training and trained district employees.</b>					
AI0060	<b>Unique Employee ID</b> – The unique 10-digit Triand identifier generated for the employee by the state.	uniq_emp_id	Alpha	10	#####	7
AI0070	<b>First Name</b> – Employee first name	fname	Alpha	20		7
AI0080	<b>Middle Name</b> – Employee middle name	mname	Alpha	15		7
AI0090	<b>Last Name</b> – Employee last name	lname	Alpha	25		7
	<b>A.C.A. §6-20-2204 (Act 61) requires districts to provide Tier II training and to provide assurance of that training to the ADE.</b>					
AI0100	<b>Date</b> – Enter the date the Tier II Trainer attended the required Tier I training for the current year	training_date	Date	MM/DD/YYYY		7
AI0110	<b>List</b> – Is a List of employees who attended the Tier II Training for the current Fiscal year maintained in the district office as required by A.C.A. 6-20-2204(c)?	training_list	Alpha	1	Y/N	7

STATEWIDE INFORMATION SYSTEM 2016/2017

DATABASE SCHEMA

AS  
ale

ID	Element	Name	Type	Size	Values	Cycle
	<b>Key</b>					
AS0010	<b>Fiscal Year</b> – The fiscal year that this reporting represents: For the 2016/2017 reporting year fy must be = 27	fy	Num	2	Table	7
AS0020	<b>Cycle</b> – The reporting cycle for which the data is submitted: 7 = June 15 <sup>th</sup>	cycle	Num	2	Table	7
AS0030	<b>LEA, District</b> – Local Education Agency, the unique seven-digit number assigned by the ADE to identify individual county, district, schools, cooperatives, and vocational institutions. The first two digits represent the county, the second two digits represent the district, and the last three digits represent the individual school, for example: 6001000 60 = Pulaski County 01 = Little Rock School District 000 = N/A (zeroes for district)	lea	Alpha	7	Appendix B	7
	<b>General (All questions below is based on current school year)</b>					
AS0045	<b>General Curriculum</b> – Number of ALE students who returned to general curriculum	curr	Num	6	#####	7
AS0050	<b>ALE Intervention</b> – Number of student* graduated as a direct or indirect indication of ALE intervention. *Students who returned to traditional education after being in ALE greater than 20 days	inter	Num	6	#####	7
AS0055	<b>ALE GED</b> – Number of ALE students who received a GED.	ged	Num	6	#####	7
AS0060	<b>ALE Exit Returned Prior Year</b> – Number of students enrolled in ALE in 2015-2016 that returned to ALE in 2016–2017.	ext_prior	Num	6	#####	7
AS0065	<b>ALE Exit Current Year</b> – Number of students who exited ALE and returned to ALE in the current year.	ext_cur	Num	6	#####	7
AS0068	<b>ALE Paraprofessional</b> – Number paraprofessional employed to work in ALE.	para	Num	6	#####	7
AS0070	<b>ALE Ratio</b> – Are ALE classes student/teacher ratio in compliance with rules and regulations (4.02.1.2 – 4.02.1.4)	ratio	Alpha	1	Y/N	7
AS0075	<b>ALE Program</b> – According to law –(4.02.1.7) is the ALE program included in the district’s current year ACSIP plan as a separate activity?	prog	Alpha	1	Y/N	7
AS0080	<b>Non-Punitive Program</b> – I understand and recognize that ALE is a supportive non-punitive program and not an in-school suspension.	pun	Alpha	1	Y/N	7
AS0085	<b>ALE Consortium</b> – Is the ALE program a consortium partnership program?	con	Alpha	1	Y/N	7
AS0090	<b>Technical Support Visit</b> – In the past three years has the ALE program been reviewed by the ALE technical support team?	visit	Alpha	1	Y/N	7
AS0100	<b>ALE Technical Support Specialist</b> – If ALE technical support visit is “Yes” then provide the date of the visit.	date	Date	8	MMDD YYYY	7
AS0105	<b>ALE Funds</b> – Total amount of ALE categorical restricted funds received for the current year.	funds	Dec	10,2	##,###,###.##	7

STATEWIDE INFORMATION SYSTEM 2016/2017

DATABASE SCHEMA

AL  
aledays

ID	Element	Name	Type	Size	Values	Cycles
	<b>Key</b>					
AL0010	<b>Fiscal Year</b> – <i>The fiscal year that this reporting represents: For the 2016/2017 reporting year fy must be = 27</i>	fy	Num	2	Table	3,5,6,7
AL0020	<b>Cycle</b> – <i>The reporting cycle for which the data is submitted: 3 = November 15<sup>th</sup> 5 = February 15<sup>th</sup> 6 = April 15<sup>th</sup> 7 = June 15<sup>th</sup></i>	cycle	Num	2	Table	3,5,6,7
AL0030	<b>LEA, School</b> – <i>Local Education Agency, the unique seven-digit number assigned by the ADE to identify individual county, district, schools, cooperatives, and vocational institutions. The first two digits represent the county, the second two digits represent the district, and the last three digits represent the individual school, for example: 6001002 60 = Pulaski County 01 = Little Rock School District 002 = Hall High School</i>	lea	Alpha	7	Appendix C	3,5,6,7
AL0040	<b>SSN, Student</b> – <i>The nine-digit Social Security number of the student. If a student’s SSN cannot be obtained, then the ADE assigned number as required by Arkansas Code Ann. 6-18-208 should be used. This number should remain the same throughout the student’s school career.</i>	ssn	Alpha	9	#####	3,5,6,7
	<b>General</b>					
AL0045	<b>State Reporting ID</b> – <i>The unique 10-digit Triand identifier generated for the student by the state.</i>	uniq_stu_id	Alpha	10	#####	3,5,6,7
AL0050	<b>ALE Entry Date</b> – <i>The date the student entered the ALE learning environment.</i>	entry_date	Date	8	MMDDYYYY	3,5,6,7
AL0055	<b>ALE Exit Date</b> – <i>The date the student exited the ALE learning environment.</i>	exit_date	Date	8	MMDDYYYY	3,5,6,7
AL0060	<b>Consecutive Days Flag</b> – <i>This flag indicates the student has been in the ALE learning environment for at least 20 consecutive days.</i>	consec_flag	Alpha	1	#	3,5,6,7
AL0065	<b>Number of Days in ALE</b> – <i>The total number of days in the ALE curriculum for the cycle.</i>	ale_days	Dec	5,2	###.##	3,5,6,7
AL0070	<b>Special Education Status</b> – <i>Was the student active in the Special Education School Age program anytime during the ALE Entry Date and ALE Exit Date?</i>	sped_status	Alpha	1	Y/N	3,5,6,7



STATEWIDE INFORMATION SYSTEM 2016/2017

DATABASE SCHEMA

BU  
bus

ID	Element	Name	Type	Size	Values	Cycle
	<b>Key</b>					
BU0010	<b>Fiscal Year</b> – The fiscal year that this reporting cycle represents: For the 2016/2017 reporting year fy must be = 27	fy	Num	2	Table	3,5,6,7
BU0020	<b>Cycle</b> – The reporting cycle for which the data is submitted: 3 = November 15 <sup>th</sup> 5 = February 15 <sup>th</sup> 6 = April 15 <sup>th</sup> 7 = June 15 <sup>th</sup>	cycle	Num	2	Table	3,5,6,7
BU0030	<b>LEA, District</b> – Local Education Agency, the unique seven-digit number assigned by the ADE to identify individual county, district, schools, cooperatives, and vocational institutions. The first two digits represent the county, the second two digits represent the district, and the last three digits represent the individual school, for example: 6001000 60 = Pulaski County 01 = Little Rock School District 000 = N/A (zeroes for district)	lea	Alpha	7	Appendix B	3,5,6,7
	<b>Bus Inspection Dates</b>					
BU0050	<b>Fall Inspection Date</b> – Indicates the date the district inspected buses for the fall semester.	fall_inspect_date	Date	8	MMDDYY YY	3
BU0060	<b>Spring Inspection Date</b> – Indicates the date the district inspected buses for the spring semester.	spring_inspect_date	Date	8	MMDDYY YY	6
BU0065	<b>Vin Number</b> – The (VIN) vehicle identification number is the 18 numbers on the plate assigned to the bus by the manufacturer.	vin_num	Alpha	18		3,5,6,7
	<b>Bus Description</b>					
BU0090	<b>Body Make</b> – The name of the company that made the school bus body: 01 = AmTran                      07 = Thomas 02 = Ward                         08 = Couchette 03 = Blue Bird                  09 = Collins 04 = Wayne                        10 = Other 05 = Carpenter                 11 = International 06 = Superior	body_make	Num	2	Table	3,5,6,7
BU0100	<b>Body Model Year</b> – The year in which the school bus body was manufactured.	body_year	Num	4	YYYY	3,5,6,7
BU0110	<b>Primary Usage</b> – Use the following codes to describe the primary usage of the bus: 1 = Route 2 = Spare 3 = Activity	primary_use	Num	1	Table	3,5,6,7
BU0120	<b>Capacity Code</b> – The manufacturers' rated capacity of the bus.	capacity	Num	2		3,5,6,7
BU0130	<b>Fuel Type</b> – The type of fuel the bus is currently designed for as: G = Gasoline                      P = Propane D = Diesel                          C = CNG	fuel_type	Alpha	1	Table	3,5,6,7
BU0140	<b>Primarily for Handicapped</b> – Indicates if the bus is used primarily to transport handicapped students.	prim_handicap	Alpha	1	Y/N	3,5,6,7
BU0150	<b>Wheelchair Lift</b> – Indicates if the bus is equipped with a wheelchair lift or ramp.	wheelchair_lift	Alpha	1	Y/N	3,5,6,7
BU0155	<b>Wi-Fi Enabled</b> – Does the bus provide a Wi-Fi enabled connection?	wifi_enabled	Alpha	1	Y/N	3,5,6,7

STATEWIDE INFORMATION SYSTEM 2016/2017

BU  
bus

DATABASE SCHEMA

ID	Element	Name	Type	Size	Values	Cycle
	<b>Purchase Details</b>					
BU0160	<b>Purchase Method</b> – The method used to acquire the bus for service as one of these codes: N = Bought New U = Bought Used C = Lease Contract	purch_method	Alpha	1	Table	3,5,6,7
BU0170	<b>Purchase Amount</b> – The total dollar amount paid for the chassis and body if bought as a unit or the annual contract amount for the bus.	purch_amt	Num	6		3,5,6,7
BU0180	<b>Date, Purchase</b> – The date on which the bus was purchased or leased.	purch_date	Date	8	MMDD YYYY	3,5,6,7
	<b>Fiscal Year Information – The following information should reflect statistics for the current school year.</b>					
BU0190	<b>Daily Route Mileage</b> – The total distance the bus travels each day for the purpose of transporting students to and from school. Include both morning and afternoon trips to compute total mileage traveled in one day.	route_mileage	Num	3		3,5,6,7
BU0200	<b>Bus Damage Amount</b> – The dollar amount it took to fix damage caused by accident(s) involving this bus. (accumulated by fiscal year)	bus_damage_amt	Num	7		3,5,6,7
BU0210	<b>Destroyed</b> – Indicates that the bus was destroyed in an accident.	destroyed	Alpha	1	Y/N	3,5,6,7
BU0220	<b>Property Damage Amount</b> – The dollar amount of damage to personal property caused by accident(s) involving this bus. (accumulated by fiscal year)	prop_damage_amt	Num	7		3,5,6,7
BU0230	<b>Total Accidents</b> – The number of bus related accidents for the particular bus. (accumulated by fiscal year)	accidents_fy	Num	2		3,5,6,7
BU0240	<b>Student Fatalities</b> – The number of students fatally injured in accident(s) involving this bus. (accumulated by fiscal year)	fatal_student	Num	2		3,5,6,7
BU0250	<b>Driver Fatalities</b> – The number of bus drivers fatally injured in accident(s) involving this bus. (accumulated by fiscal year)	fatal_driver	Num	2		3,5,6,7
BU0260	<b>Teacher Fatalities</b> – The number of schoolteachers fatally injured in accident(s) involving this bus. (accumulated by fiscal year)	fatal_teacher	Num	2		3,5,6,7
BU0270	<b>Other Fatalities</b> – The number of persons other than students, bus drivers, and teachers fatally injured in accident(s) involving this bus (accumulated by fiscal year).	fatal_other	Num	2		3,5,6,7
BU0280	<b>Student Injuries</b> – The number of students injured by accident(s) involving this bus. (accumulated by fiscal year)	injury_student	Num	2		3,5,6,7
BU0290	<b>Driver Injuries</b> – The number of bus drivers injured by accident(s) involving this bus. (accumulated by fiscal year)	injury_driver	Num	2		3,5,6,7
BU0300	<b>Teacher Injuries</b> – The number of school teachers injured by accident(s) involving this bus. (accumulated by fiscal year)	injury_teacher	Num	2		3,5,6,7
BU0310	<b>Other Injuries</b> – The number of persons other than students, bus drivers, and teachers injured by accident(s) involving this bus. (accumulated by fiscal year)	injury_other	Num	2		3,5,6,7
BU0320	<b>Out-of-Service Date</b> – The date the bus is no longer used for the transportation of students.	outserv_date	Date	8	MMDD YYYY	3,5,6,7

STATEWIDE INFORMATION SYSTEM 2016/2017

DATABASE SCHEMA

TP  
supptransp

ID	Element	Name	Type	Size	Values	Cycle
	<b>Key</b>					
TP0010	<b>Fiscal Year</b> – <i>The fiscal year that this reporting cycle represents: For the 2016/2017 reporting year fy must be= 27</i>	fy	Num	2	Table	6
TP0020	<b>Cycle</b> – <i>The reporting cycle for which the data is submitted: 6 = April 15th</i>	cycle	Num	2	Table	6
TP0030	<b>LEA, District</b> – <i>Local Education Agency, the unique seven-digit number assigned by the ADE to identify individual districts and schools. The first two digits represent the county, the second two-digits represent the district, and the last three digits represent the individual school, for example: 6001000 60 = Pulaski County 01 = Little Rock School District 000 = N/A (zeroes for district)</i>	lea	Alpha	7	Appendix B	6
TP0040	<b>Receiving Center/City</b> – <i>Name/Location of receiving center</i>	rec_center	Alpha	30		6
TP0050	<b>Type Transportation Provided:</b> 01 = School Bus 02 = Car 03 = Other	type_transp	Num	2	Table	6
	<b>General Information</b> – <i>List all special education and handicapped students you are transporting to approved centers. This includes the Arkansas School for the Blind and/or the Arkansas School for the Deaf in Little Rock.</i>					
TP0060	<b>Students Transported</b> – <i>The number of special education and handicapped students being transported to approved centers.</i>	stud_transp	Num	2		6
TP0070	<b>Distance One-Way</b> – <i>The mileage one way to the special education and handicapped approved centers.</i>	dist_1_way	Num	3		6

STATEWIDE INFORMATION SYSTEM 2016/2017

DATABASE SCHEMA

TS

transperson

ID	Element	Name	Type	Size	Values	Cycle
	<b>Key</b>					
TS0010	<b>Fiscal Year</b> – The fiscal year that this reporting cycle represents: For the 2016/2017 reporting year fy must be= 27	fy	Num	2	Table	3
TS0020	<b>Cycle</b> – The reporting cycle for which the data is submitted: 3 = November 15 <sup>th</sup>	cycle	Num	2	Table	3
TS0030	<b>LEA, District</b> – Local Education Agency, the unique seven-digit number assigned by the ADE to identify individual county, district, schools, cooperatives, and vocational institutions. The first two digits represent the county, the second two digits represent the district, and the last three digits represent the individual school, for example: 6001000 60 = Pulaski County 01 = Little Rock School District 000 = N/A (zeroes for district)	lea	Alpha	7	Appendix B	3
TS0035	<b>SSN, Staff</b> – The nine-digit Social Security number of the staff member being identified.	ssn	Alpha	9	#####	3
	<b>Driver Information</b>					
TS0038	<b>State Reporting ID, Staff</b> – The unique 10-digit Triand identifier generated for the teacher by the state.	uniq_emp_id	Alpha	10	##### ##	3
TS0040	<b>First Name</b> – The driver's first name.	driver_fname	Alpha	20		3
TS0050	<b>Middle Name</b> – The driver's middle name	driver_mname	Alpha	15		3
TS0060	<b>Last Name</b> – The driver's last name	driver_lname	Alpha	25		3
TS0070	<b>CDL Number</b> – Commercial Drivers License Number issued by the Arkansas State Police.	cdl_num	Alpha	10		3
TS0075	<b>CDL Endorsements</b> – Does the driver have a “P” and “S” endorsement on their CDL license?	cdl_endr	Alpha	1	Y/N	3
TS0080	<b>Physical</b> – Indicate date of most recent physical examination given by a licensed physician as required upon acceptance of employment and every two years thereafter.	physical_date	Date	8	MMDDYYYY	3
TS0090	<b>Driver Record</b> – Indicate if driving record has been verified with the office of Drivers Services as required by Arkansas Code Ann. 6-19-107 This code requires both pre-employment and semi-annual varifications.	driv_rec	Alpha	1	Y/N	3
TS0100	<b>Criminal Background Check</b> – Indicate if criminal background check on a driver as required by Act 1314 of 1997.	crim_back	Alpha	1	Y/N	3
TS0104	<b>Central Registry Check</b> – Indicates if central registry checks have been completed on each driver after 07-01-2009 as required by law.	cent_reg_chk	Alpha	1	Y/N	3
TS0110	<b>Pre-Employment Drug/Alcohol Test</b> – Indicate if pre-employment drug/alcohol test stated by the Omnibus Transportation Employee Testing Act.	drug_test	Alpha	1	Y/N	3
TS0120	<b>In-Service Training Date</b> – Indicate the date driver attended bus training as required by ADE.	inserv_train	Date	8	MMDDYYYY	3

STATEWIDE INFORMATION SYSTEM 2016/2017

DATABASE SCHEMA

CA  
calendar  
Cycle

ID	Element	Name	Type	Size	Values	Cycle
	<b>Key</b>					
CA0010	<b>Fiscal Year</b> – The fiscal year that this reporting represents: For the 2016/2017 reporting year fy must be= 27	fy	Num	2	Table	1-7
CA0020	<b>Cycle</b> – The reporting cycle for which the data is submitted: 1 =September 30th 2 = October 15th 3 = November 15th 4 = December 15th 5 = February 15th 6 = April 15 <sup>th</sup> 7 = June 15 <sup>th</sup>	cycle	Num	2	Table	1-7
CA0030	<b>LEA, School</b> – Local Education Agency, the unique seven-digit number assigned by the ADE to identify individual county, district, schools, cooperatives, and vocational institutions. The first two digits represent the county, the second two digits represent the district, and the last three digits represent the individual school, for example: 6001002 60 = Pulaski County 01 = Little Rock School District 002 = Hall High School	lea	Alpha	7	Appendix C	1-7
	<b>Calendar</b> – The building calendar for the current school year that includes all dates, quarter and semester designations.					
CA0040	<b>Calendar Date</b> – The date from the school calendar.	cal_date	Date	8	MMDDYYYY	1-7
CA0050	<b>Membership Day</b> – Indicates if the calendar date is included in membership.	mem_day	Alpha	1	Y/N	1-7
CA0055	<b>Calendar Number</b> – Indicate the calendar day number for the calendar date.	cal_no	Num	3	###	1-7
CA0060	<b>Membership Number</b> – Indicate the membership day number for the calendar date.	mem_no	Num	3	###	1-7
CA0065	<b>Quarter</b> – Indicates the quarter in which the calendar day is located.	quarter	Num	2	##	1-7
CA0070	<b>Semester</b> – Indicates the semester, which the calendar day is located.	sem	Num	1	#	1-7
CA0080	<b>Day Type</b> – Indicates the reason a calendar date is not included in membership.	day_typ	Alpha	3	###	1-7
CA0090	<b>Membership Value</b> – Indicate the membership value for the calendar date.	member_value	Dec	3	#.##	1-7

STATEWIDE INFORMATION SYSTEM 2016/2017

DATABASE SCHEMA

CL  
class  
Cycle

ID	Element	Name	Type	Size	Values	Cycle
	<b>Key</b>					
CL0010	<b>Fiscal Year</b> – <i>The fiscal year that this reporting cycle represents: For the 2016/2017 reporting year fy must be = 27</i>	fy	Num	2	Table	2,6,7
CL0020	<b>Cycle</b> – <i>The reporting cycle for which the data is submitted: 2 = October 15<sup>th</sup> 6 = April 15<sup>th</sup> 7 = June 15<sup>th</sup>* (*ALE Courses Only)</i>	cycle	Num	2	Table	2,6,7
CL0030	<b>LEA, School</b> – <i>Local Education Agency, the unique seven-digit number assigned by the ADE to identify individual county, district, schools, cooperatives, and vocational institutions. The first two digits represent the county, the second two digits represent the district, and the last three digits represent the individual school, for example: 6001002 60 = Pulaski County 01 = Little Rock School District 002 = Hall High School</i>	lea	Alpha	7	Appendix C	2,6,7
CL0040	<b>Course Number</b> – <i>The ADE assigned number designated to a course for identification purposes.</i>	course_num	Alpha	6	Appendix I	2,6,7
CL0050	<b>Course Section</b> – <i>The district assigned number given to a unique class of a particular course.</i>	section_num	Alpha	10		2,6,7
	<b>General</b>					
CL0052	<b>Course Description</b> – <i>The name given to the course from the Master Schedule.</i>	course_desc	Alpha	30		2,6,7
CL0053	<b>Course Credit</b> – <i>The credit given to the course from the Master Schedule</i>	course_credit	Dec	6	###.##	2,6,7
CL0055	<b>Digital Learning</b> – <i>If a class is conducted primarily through the utilization of digital learning technology, indicate the type of technology used from the following codes: CV = Compressed/ Interactive Video WB = Web Based NA = Not Applicable</i>	digital_learn	Alpha	2	Table	2,6,7
CL0056	<b>Special Education</b> – <i>This course is taught in a special education environment.</i>	spec_edu	Alpha	1	Y/N	2,6,7
CL0057	<b>College Credit</b> – <i>Credit or hours, which can be applied toward an institution of higher education's graduation or degree requirements.</i>	coll_credit	Alpha	1	Y/N	2,6,7

STATEWIDE INFORMATION SYSTEM 2016/2017

DATABASE SCHEMA

ID	Element	Name	Type	Size	Values	CL class Cycle
CL0059	<p><b>Institution</b> – Any of the graduate schools or divisions of a university offering courses and granting degrees in a specific field.</p> <p><b>Universities</b></p> <p>001090 Arkansas State University                      001089 Arkansas Tech University                      001098 Henderson State University                      001107 Southern Arkansas University                      001108 University of Arkansas, Fayetteville                      001101 University of Arkansas at Little Rock                      001109 University of Arkansas for Medical Sciences                      001110 University of Arkansas at Fort Smith                      001085 University of Arkansas at Monticello                      001086 University of Arkansas at Pine Bluff                      001092 University of Central Arkansas</p> <p><b>Two-Year Colleges</b></p> <p>001091 Arkansas State University – Beebe Campus                      011949 Arkansas State University – Newport Campus                      901090 Arkansas State University –Mountain Home Campus                      020522 Black River Technical College                      022209 Cossatot Technical College                      012260 East Arkansas Community College                      012105 National Park Community College                      023482 Mid-South Community College                      012860 Arkansas Northeastern College                      012261 North Arkansas College                      030633 Northwest Arkansas Community College                      009976 Ouachita Technical College                      020870 Ozarka College                      001104 Phillips Community College of UA                      020753 Pulaski Technical College                      021111 Rich Mountain Community College                      020746 South Arkansas Community College                      005707 Southeast Arkansas College                      007738 Southern Arkansas University Tech Station                      020735 University of Arkansas Community College at Batesville                      005732 University of Arkansas Community College – Hope                      005245 University of Arkansas Community College at Morrilton</p> <p><b>Private Colleges</b></p> <p>001087 Arkansas Baptist College                      001093 Central Baptist College                      001095 Crowley’s Ridge College                      001099 Hendrix College                      001097 Harding University                      001100 John Brown University                      001088 Lyon College                      001102 Ouachita Baptist University                      001103 Philander Smith College                      001094 University of the Ozarks                      001106 Williams Baptist College                      888888 Other Arkansas Institutions                      999999 Out-of-State Institutions</p>	course_inst	Alpha	6	Table	2,6,7

**STATEWIDE INFORMATION SYSTEM 2016/2017**

**DATABASE SCHEMA**

<b>ID</b>	<b>Element</b>	<b>Name</b>	<b>Type</b>	<b>Size</b>	<b>Values</b>	<b>CL class Cycle</b>
CL0060	<b>SSN, Staff</b> – The nine-digit Social Security number of the staff member that teaches the class.	ssn	Alpha	9	#####	2,6,7
CL0065	<b>State Reporting ID, Staff</b> – The unique 10-digit Triand identifier generated for the teacher the state.	uniq_emp_id	Alpha	10		2,6,7
CL0075	<b>Alternative Environment</b> – Indicates the course is taught in an Alternative Learning Environment (ALE) and is held in an ADE approved ALE program..	alt_envir	Alpha	1	Y/N	2,6,7
CL0080	<b>Course Minutes</b> – Indicates the average number of minutes a course meets in a day.	crs_minutes	Num	3		2,6,7
CL0090	<b>Kindergarten Overage Flag</b> – A flag indicating a kindergarten class has more students than the standards allow but are acceptable because there is a teacher aide assigned to the class.	k_orage	Alpha	1	Y/N	2,6,7
CL0100	<b>LEA, Out of District</b> – If the class is provided out of district, enter the seven-digit LEA where the out of district class is being taught.	out_district_lea	Alpha	7	Appendix E	2,6,7
CL0120	<b>Marking Period (Active/Inactive)</b> – Any course code active during the October 1 marking period will be flagged with an A for active. course codes not active for the October 1 marking period will have an "I" for inactive. For the February 15 <sup>th</sup> submission cycle, course codes active during this marking period will be flagged with an "A" for active and job codes not active will have an "I" for inactive.	marking_prd	Alpha	1	A/I	2,6,7
CL0125	<b>Digital Learning Providers (DLP)</b> – If a course is conducted primarily through the utilization of digital learning technology, indicate the organization providing the instruction.	digital_prov	Alpha	4	Appendix K	2,6,7
CL0130	<b>Type of Digital Learning Providers</b> – The type of digital learning provider organization supplying the instruction. CN = Content only FL = Full service HG = Homegrown NO = No	digital_type	Alpha	2	Table	2,6,7
CL0135	<b>Case ID</b> – The Case ID corresponds to the Applicant ID from Arkansas Educator Licensure System.	case_id	Num	10		2,6,7
CL0155	<b>Licensure Exception</b> – Indicates the reason that a teacher is assigned to a course that he/she is not licensed to teach. An unlicensed teacher in a core academic area must meet AQT. ALP = Approved Additional Licensure Plan AWL = Act 1240 Approval to Waive Licensure CWL = Charter School Approval to Waive Licensure LTS = Approved Long-term Substitute SOI = Schools of Innovation NA = Not Applicable	license_exception	Alpha	4		2,6,7
CL0160	<b>Coding Block 7/8</b> – Indicates the Computer Science Coding Block for Grades 7 or 8 curriculum is taught as part of this course.	cb_flag	Alpha	1	Y/N	2,6,7



STATEWIDE INFORMATION SYSTEM 2016/2017

DATABASE SCHEMA

CO  
contactperson

ID	Element	Name	Type	Size	Values	Cycle
	<b>Key</b>					
CO0010	<b>Fiscal Year</b> – <i>The fiscal year that this reporting represents: For the 2016/2017 reporting year fy must be = 27</i>	fy	Num	2	Table	1-9
CO0020	<b>Cycle</b> – <i>The reporting cycle for which the data is submitted: 1 =September 30th 2 = October 15<sup>th</sup> 3 = November 15<sup>th</sup> 4 = December 15th 5 = February 15th 6 = April 15<sup>th</sup> 7 = June 15<sup>th</sup> 8 = July 31<sup>st</sup> 9 = August 31<sup>st</sup></i>	cycle	Num	2	Table	1-9
CO0030	<b>LEA, District</b> – <i>Local Education Agency, the unique seven-digit number assigned by the ADE to identify individual county, district, schools, cooperatives, and vocational institutions. The first two digits represent the county, the second two digits represent the district, and the last three digits represent the individual school, for example: 6001000 60 = Pulaski County 01 = Little Rock School District 000 = N/A (zeroes for district)</i>	lea	Alpha	7	Appendix B	1-9
CO0040	<b>Coordinator Code:</b> 1 = Federal Program Coordinator 3 = Title III Federal Grant Coordinator 5 = Equity –Disability Coordinator A = ALE Contact Person B = Bus Inspector C = Test Coordinator D = Safe and Drug-Free Schools (SDFS) Coordinator E = Treasurer F = FMS Coordinator for Cycles 1, 8, 9 G = General Business Manager (Act 1591 of 2007) H = Liaison for Homeless I = Equity – Race L = Foster Care Liaison Coordinator M = Equity – Gender N = Equity – National Origin O = English for Speakers of Other Languages Coord. P = Principal or School Administrator Q = Compliance S = SMS Coordinator for Cycles 2 thru 7 T = Technology Coordinator U = Superintendent	coord_code	Alpha	1		1-9
	<b>General</b>					
CO0050	<b>SSN, Staff</b> – <i>The nine-digit Social Security number of the staff member being identified.</i>	ssn	Alpha	9	#####	1-9
CO0060	<b>State Reporting ID, Staff</b> – <i>The unique 10-digit Triand identifier generated for the teacher by the state.</i>	uniq_emp_id	Alpha	10	##### ##	1-9
CO0065	<b>Coordinator’s Position Title</b> – <i>The position and/or title of the person responsible for submission of the Annual Equity Compliance Report.</i>	coord_pos	Alpha	30		1-9

## STATEWIDE INFORMATION SYSTEM 2016/2017

## DATABASE SCHEMA

CO  
contactperson

ID	Element	Name	Type	Size	Values	Cycle
CO0070	<b>Coordinator Prefix</b> – The formal salutatory name prefix including period if applicable. (Dr.)	admin_prefix	Alpha	4		1-9
CO0075	<b>First Name</b> – Coordinator's first name	fname	Alpha	20		1-9
CO0080	<b>Middle Name</b> – Coordinator's middle name	mname	Alpha	15		1-9
CO0085	<b>Last Name</b> – Coordinator's last name	lname	Alpha	25		1-9
CO0090	<b>Coordinator Suffix</b> – The formal name extension period if applicable. (Jr., III)	admin_suffix	Alpha	3		1-9
CO0100	<b>Address</b> – Coordinator's address	addr	Alpha	30		1-9
CO0105	<b>City</b> – Coordinator's city	city	Alpha	20		1-9
CO0110	<b>State</b> – Coordinator's State	state	Alpha	2	AR	1-9
CO0115	<b>Zip</b> – Coordinator's zip code	zip	Num	5		1-9
CO0120	<b>Zip-4</b> – Coordinator's extended zip code	zip4	Num	4		1-9
CO0130	<b>General Business Manager's Job Qualifications:</b> C = Meets CASBO requirements E = Enrolled in CASBO Courses X = Exempt from Requirements – Hired prior to July 31, 2007	job_qual	Alpha	1		1-9
	<b>Work Phone Number</b> – The office phone number of the Coordinator.					
CO0140	<b>Area Code</b> – Coordinator's telephone area code	work_area	Alpha	3		1-9
CO0145	<b>Prefix</b> – Coordinator's telephone prefix	work_prefix	Alpha	3		1-9
CO0150	<b>Suffix</b> – Coordinator's telephone suffix	work_suffix	Alpha	4		1-9
CO0155	<b>Extension</b> – Coordinator's telephone extension	work_ext	Alpha	5		1-9
	<b>Fax Phone Number</b> – The Office fax number of the Coordinator.					
CO0165	<b>Area Code</b> – Coordinator's fax area code	fax_area	Alpha	3		1-9
CO0170	<b>Prefix</b> – Coordinator's fax prefix	fax_prefix	Alpha	3		1-9
CO0175	<b>Suffix</b> – Coordinator's fax suffix	fax_suffix	Alpha	4		1-9
	<b>Mobile/Cell Phone Number</b> – The mobile or cell phone number of the Coordinator.					
CO0185	<b>Area Code</b> – Coordinator's cell area code	mobile_area	Alpha	3		1-9
CO0190	<b>Prefix</b> – Coordinator's cell prefix	mobile_prefix	Alpha	3		1-9
CO0195	<b>Suffix</b> – Coordinator's cell suffix	mobile_suffix	Alpha	4		1-9
	<b>Pager Number</b> – The pager number of the Coordinator.					
CO0205	<b>Area Code</b> – Coordinator's pager area code	pager_area	Alpha	3		1-9
CO0210	<b>Prefix</b> – Coordinator's pager prefix	pager_prefix	Alpha	3		1-9
CO0215	<b>Suffix</b> – Coordinator's pager suffix	pager_suffix	Alpha	4		1-9
	<b>Home Phone Number</b> – The home phone number of the Coordinator.					
CO0225	<b>Area Code</b> – Coordinator's home area code	home_area	Alpha	3		1-9
CO0230	<b>Prefix</b> – Coordinator's home prefix	home_prefix	Alpha	3		1-9
CO0235	<b>Suffix</b> – Coordinator's home suffix	home_suffix	Num	4		1-9
	<b>E-Mail Address for Correspondence</b>					
CO0245	<b>E-Mail Address of the Coordinator</b> – E-mail address used to communicate with APSCN.	coor_email	Alpha	40		1-9

STATEWIDE INFORMATION SYSTEM 2016/2017

DATABASE SCHEMA

DS  
discipln

ID	Element	Name	Type	Size	Values	Cycle
	<b>Key</b>					
DS0010	<b>Fiscal Year</b> – <i>The fiscal year that this reporting cycle represents: For the 2016/2017 reporting year fy must be = 27</i>	fy	Num	2	Table	7
DS0020	<b>Cycle</b> – <i>The reporting cycle for which the data is submitted: 7 = June 15<sup>th</sup></i>	cycle	Num	2	Table	7
DS0030	<b>LEA, School</b> – <i>Local Education Agency, the unique seven-digit number assigned by the ADE to identify individual county, district, schools, cooperatives, and vocational institutions. The first two digits represent the county, the second two digits represent the district, and the last three digits represent the individual school, for example: 6001002 60 = Pulaski County 01 = Little Rock School District 002 = Hall High School</i>	lea	Alpha	7	Appendix C	7
DS0040	<b>SSN, Student</b> – <i>The nine-digit Social Security number of the student. If a student's SSN cannot be obtained, then the ADE assigned number as required by Arkansas Code Ann. 6-18-208 should be used.</i>	ssn	Alpha	9	#####	7
DS0045	<b>State Reporting ID</b> – <i>The unique 10-digit Triand identifier generated for the student by the state.</i>	uniq_stu_id	Alpha	20	#####	7
DS0050	<b>Date, Discipline</b> – <i>The date upon which the disciplinary offense occurred.</i>	discip_date	Date	8	MMDD YYYY	7
DS0060	<b>Infraction</b> – <i>The code that best describes the violation or infraction: 01 = Drug                      16 = Explosives 02 = Alcohol                  17 = Other 03 = Tobacco                 18 = Bullying 04 = Truancy                  19 = Fighting 05 = Student Assault       20 = Cellphone/Electronic Device 06 = Staff Assault          21 = Cyberbullying 07 = Knife                     22 = Harassment/Sexual Harassment 08 = Handgun                 23 = Public Display of Affection 09 = Rifle                      24 = Stealing/Theft 10 = Shotgun                 25 = Terroristic Threats 11 = Club 12 = Gangs 13 = Vandalism 14 = Insubordination 15 = Disorderly Conduct</i>	infraction	Num	2	Table	7

STATEWIDE INFORMATION SYSTEM 2016/2017

DATABASE SCHEMA

DS  
discipln

ID	Element	Name	Type	Size	Values	Cycle
	<b>General</b>					
DS0070	<b>Action Taken</b> – <i>The punitive action taken by the school authority or court authority to reprimand the student after an offense is committed as:</i> 01 = In-School Suspension 02 = Out-of-School Suspension (Not to exceed 10 days) (the incident did not result in physical injury) 03 = Expelled 04 = Expelled for Weapons (as defined by Federal, State and Student Discipline Policy) 05 = Corporal Punishment 06 = Other 07 = No Action 08 = Alternative Learning Environment (full year) 09 = Expelled for Drugs (Does not include alcohol or tobacco) 10 = Expelled for dangerousness (the incident did not result in physical injury) 11 = Expelled for dangerousness (incident resulted in physical injury) 12 = Out of School Suspension (incident resulted in physical injury) 13 = Alternative Learning Environment (less than year) 14 = Detention 15 = Bus Suspension 16 = Parent/Guardian Conference 17 = Saturday School 18 = Warning	action_taken	Num	2	Table	7
DS0071	<b>Incident ID Number</b> – <i>The number assigned to the infraction.</i>	incident_id	Num	10		7
DS0072	<b>Suspension Days</b> – <i>The number of days the student is out of class for any infraction that resulted in the action taken to include either in-school suspension, out-of-school suspension or expulsion.</i>	oss_days	Dec	6	###.##	7
DS0080	<b>Shortened Expulsion</b> – <i>Was the expulsion (action-taken =03/04) reported for infractions 08,09,10 or 16 shortened to a term of less than one year by the chief administering officer under the case-by case modification provisions of Section 14601 (b) of the Gun Free School Act?</i>	short_expul	Alpha	1	Y/N	7
DS0081	<b>Educational Services provided during Expulsion</b> – <i>Did the student received educational services while expelled? Action codes: 03, 04, 09, 10, or 11. This is not a shortened expulsion.</i>	exp_ser	Alpha	1	Y/N	7
DS0090	<b>Alternative Placement</b> – <i>Was the expulsion (action-taken =03/04) reported referred to an alternative school or program?</i>	alt_place	Alpha	1	Y/N	7
DS0100	<b>Student Status</b> – <i>Enter the appropriate code designating student status at the time of this infraction.</i> RG = Regular Student SP = Special Education Student	stud_stat	Alpha	2	Table	7

STATEWIDE INFORMATION SYSTEM 2016/2017

ID	Element	Name	Type	Size	Values	DI district Cycle
	<b>Key</b>					
DI0010	<b>Fiscal Year</b> – The fiscal year that this reporting represents: For the 2016/2017 reporting year fy must be = 27	fy	Num	2	Table	1-9
DI0020	<b>Cycle</b> – The reporting cycle for which the data is submitted: 1 = September 30th 2 = October 15 <sup>th</sup> 3 = November 15 <sup>th</sup> 4 = December 15 <sup>th</sup> 5 = February 15 <sup>th</sup> 6 = April 15 <sup>th</sup> 7 = June 15 <sup>th</sup> 8 = July 31 <sup>st</sup> 9 = August 31 <sup>st</sup>	cycle	Num	2	Table	1-9
DI0030	<b>LEA, District/Coop</b> – Local Education Agency, the unique seven-digit number assigned by the ADE to identify individual county, district, and cooperative. The first two digits represent the county, the second two digits represent the district, and the last three digits represent the individual school, for example: 6001000 60 = Pulaski County 01 = Little Rock School District 000 = N/A (zeroes for district)	lea	Alpha	7	Appendix B,D	1-9
	<b>General</b>					
DI0078	<b>District Website Address</b> – The URL for the district’s website.	website_addr	Alpha	40		1-9
	<b>Address, Mailing</b> – The street name and building number or PO Box where mail is received.					
DI0080	<b>Address</b> – District’s mailing address	mail_addr	Alpha	30		1-9
DI0090	<b>City</b> – District’s mailing city	mail_city	Alpha	20		1-9
DI0100	<b>State</b> – District’s mailing state	mail_state	Alpha	2	AR	1-9
DI0110	<b>Zip</b> – District’s mailing zip code	mail_zip	Num	5		1-9
DI0120	<b>Zip-4</b> – District’s mailing extended zip code	mail_zip4	Num	4		1-9
	<b>Address, Shipping</b> – The street name and building number where packages of freight are received.					
DI0130	<b>Address</b> – District’s shipping address	ship_addr	Alpha	30		1-9
DI0140	<b>City</b> – District’s shipping city	ship_city	Alpha	20		1-9
DI0150	<b>State</b> – District’s shipping state	ship_state	Alpha	2	AR	1-9
DI0160	<b>Zip</b> – District’s shipping zip code	ship_zip	Alpha	5		1-9
DI0170	<b>Zip-4</b> – District’s shipping extended zip code	ship_zip4	Alpha	4		1-9
	<b>Phone Number, Office</b> – The phone number at the district or coop including the area code, prefix, suffix, and extension.					
DI0180	<b>Area Code</b> – District’s telephone area code	phone_area	Alpha	3		1-9
DI0190	<b>Prefix</b> – District’s telephone prefix	phone_prefix	Alpha	3		1-9
DI0200	<b>Suffix</b> – District’s telephone suffix	phone_suffix	Alpha	4		1-9
DI0210	<b>Extension</b> – District’s telephone extension	phone_ext	Alpha	5		1-9
	<b>Phone Number, FAX</b> – The FAX number at the district or coop where incoming correspondence will be received.					
DI0220	<b>Area Code</b> – District’s fax area code	fax_area	Alpha	3		1-9
DI0230	<b>Prefix</b> – District’s fax prefix	fax_prefix	Alpha	3		1-9
DI0240	<b>Suffix</b> – District’s fax suffix	fax_suffix	Alpha	4		1-9
DI0250	<b>Extension</b> – District’s fax extension	fax_ext	Alpha	5		1-9
DI0439	<b>LEA, Assigned Cooperative</b> – The seven-digit LEA of the educational cooperative to which the district is assigned.	coop_lea	Alpha	7	Appendix D	1-9
DI0440	<b>School Board Count</b> – The total number of local board members for a district.	schbd_count	Num	2		1
DI0450	<b>Zoned Status</b> – The School Board is based upon zones as required in A.C.A. 6-13-631.	zoned_status	Alpha	1	Y/N	1

## STATEWIDE INFORMATION SYSTEM 2016/2017

DATABASE SCHEMA							DI
ID	Element	Name	Type	Size	Values	DI	
						district	
						Cycle	
DI0460	<b>School Choice</b> – Indicates whether the district participates in the school choice program.	school_choice	Alpha	1	Y/N	1,2	
DI0470	<b>Transfer Agreement</b> – Indicates whether the district participates in transfer agreements with other districts.	transfer_agreement	Alpha	1	Y/N	1,3,4,5,7	
DI0480	<b>Bus Safety</b> – Indicates if district complies with State Board of Education Regulations stating that all pupils transported in a school bus shall be instructed in safe riding practices and shall participate in emergency evacuation procedures at least twice each school year.	bus_safety	Alpha	1	Y/N	3,6	
DI0481	<b>School Bus Safety Plan</b> – Indicate if district has developed a School Bus Safety Plan as required by Arkansas Code Ann. 06-19-110.	plan_safety	Alpha	1	Y/N	3,6	
DI0482	<b>Extra Curricular Total Athletic Mileage</b> – Total miles driven by all school vehicles for extracurricular-athletics.	miles_ath	Num	7	#####	9	
DI0483	<b>Extra Curricular Total Non-Athletic Mileage</b> – Total miles driven by all school vehicles for extracurricular non-athletics.	miles_non_ath	Num	7	#####	9	
DI0484	<b>Random Drug Test</b> – Indicate if ALL drivers, both regular and subs, are included in random drug tests.	randm_drug_test	Alpha	1	Y/N	3	
DI0485	<b>Insurance Carrier</b> – Indicate the insurance company who issued the policy on buses (transportation). 1=School Self-Insurance 2=School Board Association 3=Other	insur_com	Num	1	Table	3	
DI0486	<b>Employee Health Insurance</b> – Amount of monthly health insurance premium per employee paid by district.	insur_prem	Dec	5,2	###.##	1,9	
DI0488	<b>Square Miles Per District</b> – The number of square miles within the boundaries of the school district, to the nearest full square mile. This data is critical for the annual end-of-year statical report.	di_squ_miles	Num	4	####	1	
	<b>Millage</b> – Millage rate as passed in the current calendar year, or as ordered by the Quorum Court. In case of a failed millage election the millage rate to be entered in the system is the prior calendar year rate (not necessarily the rate approved in the prior calendar year as the millage election may have failed in the prior year, also.						
DI0490	<b>Millage</b> – Total millage rate for the district. One mill equals one-tenth of one percent (.001).	millage_1	Dec	6	###.##	3	
DI0500	<b>Millage, M&amp;O</b> – Millage voted on by the electors of a school district for maintenance and operation purposes.	millage_mo_1	Dec	6	###.##	3	
DI0510	<b>Millage, Dedicated Maintenance &amp; Operation</b> – Mills approved by a majority of the qualified voters in the school election not to exceed 3 mills of current expenses and maintenance and operation. Millages previously levied as a capital outlay tax or a current expenditure tax shall be considered dedicated maintenance and operation millages.	millage_currexp_1	Dec	6	###.##	3	
DI0520	<b>Millage, Debt Service</b> – Mills voted by the electors of a school district to be pledged as security for the retirement of bonded indebtedness.	millage_debtsrv_1	Dec	6	###.##	3	
DI0522	<b>Millage Results, For</b> – The number of votes cast for the proposed millage.	millage_for_1	Num	8		3	
DI0524	<b>Millage Results, Against</b> – The number of votes cast against the proposed millage.	millage_against_1	Num	8		3	
	<b>Millage 2</b> – Millage 2 is for consolidated or annexed districts and are separate from the millage of the host district. Since millage rates are calendar year rates rather than fiscal year rates this section will only be completed in case of a failed millage election and the millage rate to be entered in the system is the prior calendar year.						
DI0525	<b>Millage 2</b> – Total millage rate for the district. One mill equals one-tenth of one percent (.001).	millage_2	Dec	6	###.##	3	
DI0526	<b>Millage 2, M&amp;O</b> – Millage voted on by the electors of a school district for maintenance and operation purposes.	millage_mo_2	Dec	6	###.##	3	

## STATEWIDE INFORMATION SYSTEM 2016/2017

ID	Element	Name	Type	Size	Values	DI district Cycle
DI0527	<b>Millage 2, Dedicated Maintenance &amp; Operation</b> – Mills approved by a majority of the qualified voters in the school election not to exceed 3 mills of current expenses and maintenance and operation. Millages previously levied as a capital outlay tax or a current expenditure tax shall be considered dedicated maintenance and operation millages.	millage_currexp_2	Dec	6	###.##	3
DI0528	<b>Millage 2, Debt Service</b> – Mills voted by the electors of a school district to be pledged as security for the retirement of bonded indebtedness	millage_debtserv_2	Dec	6	###.##	3
DI0529	<b>Millage 2 Results, For</b> – The number of votes cast for the proposed millage.	millage_for_2	Num	8		3
DI0530	<b>Millage 2 Results, Against</b> – The number of votes cast against the proposed millage.	millage_against_2	Num	8		3
	<b>Millage 3</b> – Millage 3 rate for the districts that have combined more than two districts. Since millage rates are calendar year rates rather than fiscal year rates this section will only be completed in case of a failed millage election and the millage rate to be entered in the system is the prior calendar year. These millages are for consolidated or annexed districts and are separate from the millage of the host district.					
DI0531	<b>Millage 3</b> – Total millage rate for the district. One mill equals one-tenth of one percent (.001).	millage_3	Dec	6	###.##	3
DI0532	<b>Millage 3, M&amp;O</b> – Millage voted on by the electors of a school district for maintenance and operation purposes.	millage_mo_3	Dec	6	###.##	3
DI0533	<b>Millage 3, Dedicated Maintenance &amp; Operation</b> – Mills approved by a majority of the qualified voters in the school election not to exceed 3 mills of current expenses and maintenance and operation. Millages previously levied as a capital outlay tax or a current expenditure tax shall be considered dedicated maintenance and operation millages.	millage_currexp_3	Dec	6	###.##	3
DI0534	<b>Millage 3, Debt Service</b> – Mills voted by the electors of a school district to be pledged as security for the retirement of bonded indebtedness	millage_debtserv_3	Dec	6	###.##	3
DI0535	<b>Millage 3 Results, For</b> – The number of votes cast for the proposed millage.	millage_for_3	Num	8		3
DI0536	<b>Millage 3 Results, Against</b> – The number of votes cast against the proposed millage.	millage_against_3	Num	8		3
	<b>Safety Drill</b>					
DI0610	<b>Safety Training</b> – Does the district provide a program of safety training essential to the reasonable protection of the lives of students and property from fire and other hazards in each unit of the school district?	firedr_sfty	Alpha	1	Y/N	1
DI0620	<b>Facility Inspection #1 = February 15<sup>th</sup> (Cycle 5)</b> – Was each school facility inspected by your local fire department as required by Ark. Code Ann. 6-21-106? (This code requires that the local school district request an inspection of the premises by the fire department providing fire protection to the school premises seven calendar days prior to the beginning of Christmas break.)	firedr_inspct1	Alpha	1	Y/N	5
DI0630	<b>Facility Inspection #2 = June 15<sup>th</sup> (Cycle 7)</b> – Was each school facility inspected by your local fire department as required by Ark. Code Ann. 6-21-106 between February 15 <sup>th</sup> and June 15 <sup>th</sup> of the current year? (This code requires that the local school district request an inspection of the premises by the fire department providing fire protection to the school premises seven calendar days prior to the end of the school year.)	firedr_inspct2	Alpha	1	Y/N	7
	<b>Supplemental Transportation Students</b>					
DI0640	<b>Act 609 Transported</b> – The number of Act 609 (school choice students) attending a school outside their resident district and home district provides partial or full transportation to these Act 609 Students.	act609_transp	Num	4		6
DI0650	<b>Act 214 Transported</b> – The number of Act 214 (transfer students) attending a school outside their resident district and home district provides partial or full transportation to these Act 214 Students.	act214_transp	Num	4		6

## STATEWIDE INFORMATION SYSTEM 2016/2017

DATABASE SCHEMA						DI
ID	Element	Name	Type	Size	Values	district Cycle
DI0660	<b>Special Education Transported</b> – <i>The number of physically handicapped students requiring special transportation and is transported on your district buses. (IEP shall reflect specialized transportation)</i>	sped_transp	Num	4		6
	<b>Transportation of Non-Public Students</b>					
DI0670	<b>Non-Public School Pupils Transported</b> – <i>The number of non-public school pupils transported at public school expense.</i>	nonpub_transp	Num	4		1
	<b>Federal Programs – Private Schools</b>					
DI0672	<b>Private School(s)</b> – <i>Are there any private schools in this district?</i>	dist_privsch	Alpha	1	Y/N	6
	<b>Cycle Submission Dates</b>					
DI0675	<b>Cycle 1 Submission Date</b> – <i>The date cycle 1 data is submitted.</i>	cycle1_date	Date	8	MMDD YYYYY	1
DI0680	<b>Cycle 2 Submission Date</b> – <i>The date cycle 2 data is submitted.</i>	cycle2_date	Date	8	MMDD YYYY	2
DI0685	<b>Cycle 3 Submission Date</b> – <i>The date cycle 3 data is submitted.</i>	cycle3_date	Date	8	MMDD YYYY	3
DI0690	<b>Cycle 4 Submission Date</b> – <i>The date cycle 4 data is submitted.</i>	cycle4_date	Date	8	MMDD YYYY	4
DI0695	<b>Cycle 5 Submission Date</b> – <i>The date cycle 5 data is submitted.</i>	cycle5_date	Date	8	MMDD YYYY	5
DI0700	<b>Cycle 6 Submission Date</b> – <i>The date cycle 6 data is submitted.</i>	cycle6_date	Date	8	MMDD YYYY	6
DI0705	<b>Cycle 7 Submission Date</b> – <i>The date cycle 7 data is submitted.</i>	cycle7_date	Date	8	MMDD YYYY	7
DI0710	<b>Cycle 8 Submission Date</b> – <i>The date cycle 8 data is submitted.</i>	cycle8_date	Date	8	MMDD YYYY	8
DI0715	<b>Cycle 9 Submission Date</b> – <i>The date cycle 9 data is submitted.</i>	cycle9_date	Date	8	MMDD YYYY	9



## STATEWIDE INFORMATION SYSTEM 2016/2017

AT  
act28

ID	Element	Name	Type	Size	Value	Cycle
	<b>Key</b>					
AT0010	<b>Fiscal Year</b> – <i>The fiscal year that this reporting cycle represents: For the 2016/2017 reporting year fy must be = 27</i>	fy	Num	2	Table	9
AT0020	<b>Cycle</b> – <i>The reporting cycle for which the data is submitted: 9 = August 31<sup>st</sup></i>	cycle	Num	2	Table	9
AT0030	<b>LEA, District</b> – <i>Local Education Agency, the unique seven-digit number assigned by the ADE to identify individual county, district, schools, cooperatives, and vocational institutions. The first two digits represent the county, the second two digits represent the district, and the last three digits represent the individual school, for example: 6001000 60 = Pulaski County 01 = Little Rock School District 000 = N/A (zeroes for district)</i>	lea	Alpha	7	Appendix B	9
	<b>General</b>					
	<b>ALE</b>					
AT0040	<b>Standardized reasons for maintaining an ALE Fund Balance:</b> <i>ALE balance needed for expenditures due prior to October funds distribution.</i>	ale_a	Alpha	1	Y/N	9
AT0050	<b>Standardized reasons for maintaining an ALE Fund Balance:</b> <i>Received more funds than budgeted.</i>	ale_b	Alpha	1	Y/N	9
AT0060	<b>Standardized reasons for maintaining an ALE Fund Balance:</b> <i>Employee resignations reduced budgeted expenditures.</i>	ale_c	Alpha	1	Y/N	9
AT0070	<b>Standardized reasons for maintaining an ALE Fund Balance:</b> <i>Utilized other revenue sources for eligible rical expenditures.</i>	ale_d	Alpha	1	Y/N	9
AT0080	<b>Standardized reasons for maintaining an ALE Fund Balance:</b> <i>Balance will be budgeted in the next fiscal year.</i>	ale_e	Alpha	1	Y/N	9
AT0090	<b>Standardized reasons for maintaining an ALE Fund Balance:</b> <i>Funds received too late in the fiscal year to fully expend.</i>	ale_f	Alpha	1	Y/N	9
AT0100	<b>Standardized reasons for maintaining an ALE Fund Balance:</b> <i>New program to be implemented in the next fiscal year.</i>	ale_g	Alpha	1	Y/N	9
AT0110	<b>Standardized reasons for maintaining an ALE Fund Balance:</b> <i>ALE program at Coop.</i>	ale_h	Alpha	1	Y/N	9
AT0120	<b>Standardized reasons for maintaining an ALE Fund Balance:</b> <i>ALE program with other districts.</i>	ale_i	Alpha	1	Y/N	9
AT0130	<b>Standardized reasons for maintaining an ALE Fund Balance:</b> <i>No ALE program in the next school year.</i>	ale_j	Alpha	1	Y/N	9
AT0140	<b>Standardized reasons for maintaining an ALE Fund Balance:</b> <i>Will transfer to another categorical fund next year where it can be spent in accordance with ACSIP.</i>	ale_k	Alpha	1	Y/N	9
AT0150	<b>Standardized reasons for maintaining an ALE Fund Balance:</b> <i>To cover salary and benefit increases during the first or second year of the biennium when categorical funds per student did not increase.</i>	ale_l	Alpha	1	Y/N	9
AT0160	<b>Standardized reasons for maintaining an ALE Fund Balance:</b> <i>None of the above.</i>	ale_m	Alpha	1	Y/N	9
	<b>ELL</b>					
AT0170	<b>Standardized reasons for maintaining an ELL Fund Balance:</b> <i>ELL balance needed for expenditures due prior to January funds distribution.</i>	ell_a	Alpha	1	Y/N	9
AT0180	<b>Standardized reasons for maintaining an ELL Fund Balance:</b> <i>Received more funds than budgeted.</i>	ell_b	Alpha	1	Y/N	9
AT0190	<b>Standardized reasons for maintaining an ELL Fund Balance:</b> <i>Employee resignations reduced budgeted expenditures.</i>	ell_c	Alpha	1	Y/N	9
AT0200	<b>Standardized reasons for maintaining an ELL Fund Balance:</b> <i>Utilized other revenue sources for eligible categorical expenditures.</i>	ell_d	Alpha	1	Y/N	9
AT0210	<b>Standardized reasons for maintaining an ELL Fund Balance:</b> <i>Balance will be budgeted in the next fiscal year.</i>	ell_e	Alpha	1	Y/N	9

## STATEWIDE INFORMATION SYSTEM 2016/2017

AT  
act28

DATABASE SCHEMA						
ID	Element	Name	Type	Size	Value	Cycle
AT0220	<b>Standardized reasons for maintaining an ELL Fund Balance:</b> <i>Funds received too late in the fiscal year to fully expend.</i>	ell_f	Alpha	1	Y/N	9
AT0230	<b>Standardized reasons for maintaining an ELL Fund Balance:</b> <i>New program to be implemented in the next fiscal year.</i>	ell_g	Alpha	1	Y/N	9
AT0240	<b>Standardized reasons for maintaining an ELL Fund Balance:</b> <i>Failed to find qualified staff.</i>	ell_h	Alpha	1	Y/N	9
AT0250	<b>Standardized reasons for maintaining an ELL Fund Balance:</b> <i>Federal funds were used in place of state funds.</i>	ell_i	Alpha	1	Y/N	9
AT0260	<b>Standardized reasons for maintaining an ELL Fund Balance:</b> <i>Coop program for multiple districts.</i>	ell_j	Alpha	1	Y/N	9
AT0270	<b>Standardized reasons for maintaining an ELL Fund Balance:</b> <i>No ELL program in the school year.</i>	ell_k	Alpha	1	Y/N	9
AT0280	<b>Standardized reasons for maintaining an ELL Fund Balance:</b> <i>Will transfer to another categorical fund next year where it can be spent in accordance with ACSIP.</i>	ell_l	Alpha	1	Y/N	9
AT0290	<b>Standardized reasons for maintaining an ELL Fund Balance:</b> <i>To cover salary and benefit increases during the first or second year of the biennium when categorical funds per student did not increase.</i>	ell_m	Alpha	1	Y/N	9
AT0300	<b>Standardized reasons for maintaining an ELL Fund Balance:</b> <i>None of the above.</i>	ell_n	Alpha	1	Y/N	9
	<b>NSLA</b>					
AT0310	<b>Standardized reasons for maintaining an NSLA Fund Balance:</b> <i>NSLA balance needed for expenditures due prior to August funds distribution.</i>	nsla_a	Alpha	1	Y/N	9
AT0320	<b>Standardized reasons for maintaining an NSLA Fund Balance:</b> <i>Received more funds than budgeted.</i>	nsla_b	Alpha	1	Y/N	9
AT0330	<b>Standardized reasons for maintaining an NSLA Fund Balance:</b> <i>Employee resignations reduced budgeted expenditures.</i>	nsla_c	Alpha	1	Y/N	9
AT0340	<b>Standardized reasons for maintaining an NSLA Fund Balance:</b> <i>NSLA balance needed for expenditures due prior to August funds distribution.</i>	nsla_d	Alpha	1	Y/N	9
AT0350	<b>Standardized reasons for maintaining an NSLA Fund Balance:</b> <i>Balance will be budgeted in the next fiscal year.</i>	nsla_e	Alpha	1	Y/N	9
AT0360	<b>Standardized reasons for maintaining an NSLA Fund Balance:</b> <i>Funds received too late in the fiscal year to fully expend.</i>	nsla_f	Alpha	1	Y/N	9
AT0370	<b>Standardized reasons for maintaining an NSLA Fund Balance:</b> <i>New program to be implemented in the next fiscal year.</i>	nsla_g	Alpha	1	Y/N	9
AT0380	<b>Standardized reasons for maintaining an NSLA Fund Balance:</b> <i>Failed to find qualified staff.</i>	nsla_h	Alpha	1	Y/N	9
AT0390	<b>Standardized reasons for maintaining an NSLA Fund Balance:</b> <i>Due to a decline in F&amp;R percentage, balance to be used to transition program.</i>	nsla_i	Alpha	1	Y/N	9
AT0400	<b>Standardized reasons for maintaining an NSLA Fund Balance:</b> <i>Due to fewer students, expended less funds than budgeted.</i>	nsla_j	Alpha	1	Y/N	9
AT0410	<b>Standardized reasons for maintaining an NSLA Fund Balance:</b> <i>Will transfer to another categorical fund next year where it can be spent in accordance with ACSIP.</i>	nsla_k	Alpha	1	Y/N	9
AT0420	<b>Standardized reasons for maintaining an NSLA Fund Balance:</b> <i>To cover salary and benefit increases during the first or second year of the biennium when categorical funds per student did not increase.</i>	nsla_l	Alpha	1	Y/N	9
AT0430	<b>Standardized reasons for maintaining an NSLA Fund Balance:</b> <i>Fully utilize ARRA funds for expenses which might have been covered by NSLA since there is a spending deadline for these funds while conserving state and local funds while using the ARRA fund first.</i>	nsla_m	Alpha	1	Y/N	9
AT0435	<b>Standardized reasons for maintaining an NSLA Fund Balance:</b> <i>None of the above.</i>	nsla_n	Alpha	1	Y/N	9

## STATEWIDE INFORMATION SYSTEM 2016/2017

AT  
act28

DATABASE SCHEMA						
ID	Element	Name	Type	Size	Value	Cycle
	<b>PD (Professional Development)</b>					
AT0440	<b>Standardized reasons for maintaining a Professional Development Fund Balance:</b> <i>PD balance needed for expenditures due prior to August funds distribution.</i>	pd_a	Alpha	1	Y/N	9
AT0450	<b>Standardized reasons for maintaining a Professional Development Fund Balance:</b> <i>Received more funds than budgeted.</i>	pd_b	Alpha	1	Y/N	9
AT0460	<b>Standardized reasons for maintaining a Professional Development Fund Balance:</b> <i>Employee resignations reduced budgeted expenditures</i>	pd_c	Alpha	1	Y/N	9
AT0470	<b>Standardized reasons for maintaining a Professional Development Fund Balance:</b> <i>Utilized other revenue sources for eligible categorical expenditures.</i>	pd_d	Alpha	1	Y/N	9
AT0480	<b>Standardized reasons for maintaining a Professional Development Fund Balance:</b> <i>Balance will be budgeted in the next fiscal year.</i>	pd_e	Alpha	1	Y/N	9
AT0490	<b>Standardized reasons for maintaining a Professional Development Fund Balance:</b> <i>Funds received too late in the fiscal year to fully expend.</i>	pd_f	Alpha	1	Y/N	9
AT0500	<b>Standardized reasons for maintaining a Professional Development Fund Balance:</b> <i>New program to be implemented in the next fiscal year.</i>	pd_g	Alpha	1	Y/N	9
AT0510	<b>Standardized reasons for maintaining a Professional Development Fund Balance:</b> <i>Balance used for summer programs.</i>	pd_h	Alpha	1	Y/N	9
AT0530	<b>Standardized reasons for maintaining a Professional Development Fund Balance:</b> <i>Will transfer funds to ALE.</i>	pd_j	Alpha	1	Y/N	9
AT0540	<b>Standardized reasons for maintaining a Professional Development Fund Balance:</b> <i>Will transfer funds to ELL.</i>	pd_k	Alpha	1	Y/N	9
AT0550	<b>Standardized reasons for maintaining a Professional Development Fund Balance:</b> <i>Will transfer funds to NSLA.</i>	pd_l	Alpha	1	Y/N	9
AT0570	<b>Standardized reasons for maintaining a Professional Development Fund Balance:</b> <i>To cover salary and benefit increases during the first or second year of the biennium when categorical funds per student did not increase.</i>	pd_n	Alpha	1	Y/N	9
AT0580	<b>Standardized reasons for maintaining a Professional Development Fund Balance:</b> <i>None of the above.</i>	pd_o	Alpha	1	Y/N	9
	<b>Legal Balance</b>					
AT0590	<b>Standardized reasons for maintaining a Legal Balance Fund Balance:</b> <i>Balance needed for expenditures due prior to August 31 funds distribution.</i>	lb_a	Alpha	1	Y/N	9
AT0600	<b>Standardized reasons for maintaining a Legal Balance Fund Balance:</b> <i>Received more funds than budgeted.</i>	lb_b	Alpha	1	Y/N	9
AT0620	<b>Standardized reasons for maintaining a Legal Balance Fund Balance:</b> <i>Funds received too late in fiscal year to fully expend.</i>	lb_d	Alpha	1	Y/N	9
AT0630	<b>Standardized reasons for maintaining a Legal Balance Fund:</b> <i>New program to be implemented in the next fiscal year.</i>	lb_e	Alpha	1	Y/N	9
AT0640	<b>Standardized reasons for maintaining a Legal Balance Fund:</b> <i>Failed to find qualified staff that were budgeted.</i>	lb_f	Alpha	1	Y/N	9
AT0650	<b>Standardized reasons for maintaining a Legal Balance Fund:</b> <i>Federal funds were used in place of state funds that were budgeted.</i>	lb_g	Alpha	1	Y/N	9
AT0660	<b>Standardized reasons for maintaining a Legal Balance Fund:</b> <i>Due to fewer students, expended less funds than budgeted.</i>	lb_h	Alpha	1	Y/N	9
AT0670	<b>Standardized reasons for maintaining a Legal Balance Fund:</b> <i>Balance used for summer programs.</i>	lb_i	Alpha	1	Y/N	9
AT0680	<b>Standardized reasons for maintaining a Legal Balance Fund:</b> <i>It is prudent to carry over a balance for emergencies.</i>	lb_j	Alpha	1	Y/N	9
AT0690	<b>Standardized reasons for maintaining a Legal Balance Fund:</b> <i>Carry over for capital expenditures.</i>	lb_k	Alpha	1	Y/N	9
AT0700	<b>Standardized reasons for maintaining a Legal Balance Fund:</b> <i>Carry over for technology purchases.</i>	lb_l	Alpha	1	Y/N	9

## STATEWIDE INFORMATION SYSTEM 2016/2017

AT  
act28

DATABASE SCHEMA						
ID	Element	Name	Type	Size	Value	Cycle
AT0710	<b>Standardized reasons for maintaining a Legal Balance Fund:</b> <i>No Comment.</i>	lb_m	Alpha	1	Y/N	9
AT0720	<b>Standardized reasons for maintaining a Legal Balance Fund:</b> <i>Balance is required to pay encumbrances from a prior year.</i>	lb_n	Alpha	1	Y/N	9
AT0730	<b>Standardized reasons for maintaining a Legal Balance Fund:</b> <i>A portion of the balance was used to purchase inventory that has not yet been placed into service and is reflected on the balance sheet.</i>	lb_o	Alpha	1	Y/N	9
AT0740	<b>Standardized reasons for maintaining a Legal Balance Fund:</b> <i>A portion of the balance includes accounts receivable that has not been collected. The balance should be maintained because of the risk of not collecting the full amount. The timing of collections is another consideration with regard to this item.</i>	lb_p	Alpha	1	Y/N	9
AT0750	<b>Standardized reasons for maintaining a Legal Balance Fund:</b> <i>The balance includes various debt service sinking funds obligated to pay debt principal and interest in a future year. Included in these are regular bond issue payments as well as QZAB escrow amounts.</i>	lb_q	Alpha	1	Y/N	9
AT0760	<b>Standardized reasons for maintaining a Legal Balance Fund:</b> <i>To ensure continuity of services in future years when funding sources decline, a reasonable balance is required.</i>	lb_r	Alpha	1	Y/N	9
AT0770	<b>Standardized reasons for maintaining a Legal Balance Fund:</b> <i>A portion of the balance is designated to cover (a) insurance deductibles (b) unemployment benefits (c) operating fund capital outlay purchases (d) deferred maintenance.</i>	lb_s	Alpha	1	Y/N	9

STATEWIDE INFORMATION SYSTEM 2016/2017

ID	Element	Name	Type	Size	Value	BC bank_recon Cycle																																																				
	<b>Key</b>																																																									
BC0010	<b>Fiscal Year</b> – The fiscal year that this reporting represents: <i>For the 2016/2017 reporting year fy must be = 27</i>	fy	Num	2	Table	1-9																																																				
BC0020	<b>Cycle</b> – The reporting cycle for which the data is submitted: <b>1 = September 30th</b> <b>2 = October 15<sup>th</sup></b> <b>3 = November 15th</b> <b>4 = December 15th</b> <b>5 = February 15th</b> <b>6 = April 15th</b> <b>7 = June 15th</b> <b>8 = July 31<sup>st</sup></b> <b>9 = August 31<sup>st</sup></b>	cycle	Num	2	Table	1-9																																																				
BC0030	<b>LEA, District/Coop</b> – Local Education Agency, the unique seven-digit number assigned by the ADE to identify individual county, district, and cooperative. The first two digits represent the county, the second two digits represent the district, and the last three digits represent the individual school, for example: 6001000 60 = Pulaski County 01 = Little Rock School District 000 = N/A (zeroes for district)	lea	Alpha	7	Appendix B,D	1-9																																																				
BC0035	<b>Finance Period</b> – The twelve Financial Management System banking periods reported to APSCN during the year.	finance_period	Num	2		1-9																																																				
	<b>General</b>																																																									
BC0040	<b>Bank Statement Balance</b> – This entered amount is the ending cash balance according to the bank statement being reconciled. <table border="1"> <thead> <tr> <th>Cycle</th> <th>Cycle Deadline</th> <th>Accounting Period</th> <th>Month End of Accounting Period</th> </tr> </thead> <tbody> <tr><td>Cycle 1</td><td>Sept 30</td><td>Period 1</td><td>July 31</td></tr> <tr><td>Cycle 2</td><td>Oct 15</td><td>Period 2</td><td>August 31</td></tr> <tr><td>Cycle 3</td><td>Nov 15</td><td>Period 3</td><td>September 30</td></tr> <tr><td>Cycle 4</td><td>Dec 15</td><td>Period 4</td><td>October 31</td></tr> <tr><td>Cycle 5</td><td>Feb 15</td><td>Period 5</td><td>November 30</td></tr> <tr><td>Cycle 5</td><td>Feb 15</td><td>Period 6</td><td>December 31</td></tr> <tr><td>Cycle 6</td><td>Apr 15</td><td>Period 7</td><td>January 31</td></tr> <tr><td>Cycle 6</td><td>Apr 15</td><td>Period 8</td><td>February 28</td></tr> <tr><td>Cycle 7</td><td>June 15</td><td>Period 9</td><td>March 31</td></tr> <tr><td>Cycle 7</td><td>June 15</td><td>Period 10</td><td>April 30</td></tr> <tr><td>Cycle 8</td><td>July 31</td><td>Period 11</td><td>May 31</td></tr> <tr><td>Cycle 9</td><td>Aug 31</td><td>Period 12</td><td>June 30</td></tr> </tbody> </table> *All Districts, Charters and Education Service Cooperatives are to submit bank reconciliations for every cycle.*	Cycle	Cycle Deadline	Accounting Period	Month End of Accounting Period	Cycle 1	Sept 30	Period 1	July 31	Cycle 2	Oct 15	Period 2	August 31	Cycle 3	Nov 15	Period 3	September 30	Cycle 4	Dec 15	Period 4	October 31	Cycle 5	Feb 15	Period 5	November 30	Cycle 5	Feb 15	Period 6	December 31	Cycle 6	Apr 15	Period 7	January 31	Cycle 6	Apr 15	Period 8	February 28	Cycle 7	June 15	Period 9	March 31	Cycle 7	June 15	Period 10	April 30	Cycle 8	July 31	Period 11	May 31	Cycle 9	Aug 31	Period 12	June 30	bank_bal	Dec	10,2	##,###,###.##	1-9
Cycle	Cycle Deadline	Accounting Period	Month End of Accounting Period																																																							
Cycle 1	Sept 30	Period 1	July 31																																																							
Cycle 2	Oct 15	Period 2	August 31																																																							
Cycle 3	Nov 15	Period 3	September 30																																																							
Cycle 4	Dec 15	Period 4	October 31																																																							
Cycle 5	Feb 15	Period 5	November 30																																																							
Cycle 5	Feb 15	Period 6	December 31																																																							
Cycle 6	Apr 15	Period 7	January 31																																																							
Cycle 6	Apr 15	Period 8	February 28																																																							
Cycle 7	June 15	Period 9	March 31																																																							
Cycle 7	June 15	Period 10	April 30																																																							
Cycle 8	July 31	Period 11	May 31																																																							
Cycle 9	Aug 31	Period 12	June 30																																																							
BC0050	<b>Deposits In Transit</b> – This entered amount is the money which is in transit to the bank since the closing date of the bank statement	dep_trans	Dec	10,2	##,###,###.##	1-9																																																				
BC0060	<b>Outstanding Checks</b> – This pulled amount from database is the total amount of checks that have not been presented to the bank for payment.	out_checks	Dec	10,2	##,###,###.##	1-9																																																				
BC0070	<b>Adjusted Bank Balance</b> – The bank balance calculated from the bank statement (BC0040) plus the deposits in transit (BC0050) less the outstanding checks (BC0060).	adj_bank_bal	Dec	10,2	##,###,###.##	1-9																																																				
BC0080	<b>Computer Cash Balance</b> – The general ledger cash accounts total (cash account range: 01010 – 01029, 01070 – 01079).	gl_cash_bal	Dec	10,2	##,###,###.##	1-9																																																				
BC0090	<b>Bank Account Variance</b> – The difference between the adjusted bank balance (BC0070) less the computer cash balance (BC0080).	bank_var	Dec	10,2	##,###,###.##	1-9																																																				
BC0100	<b>Reconciled By</b> – Staff employee who reconciled bank statement.	reconciled	alpha	30		1-9																																																				
BC0110	<b>Date Reconciled</b> – Date staff employee reconciled bank statement.	date_recon	date	###/###/####		1-9																																																				
BC0120	<b>Date Reviewed By Superintendent</b> – Date superintendent reviewed reconciled bank statement.	date_reviewed	date	###/###/####		1-9																																																				

## STATEWIDE INFORMATION SYSTEM 2016/2017

## DATABASE SCHEMA

ID	Element	Name	Type	Size	Values	BL bldglosses Cycle
	<b>Key</b>					
BL0010	<b>Fiscal Year</b> – <i>The fiscal year that this reporting cycle represents: For the 2016/2017 reporting year fy must be = 27</i>	fy	Num	2	Table	9
BL0020	<b>Cycle</b> – <i>The reporting cycle for which the data is submitted: 9 =August 31<sup>st</sup></i>	cycle	Num	2	Table	9
BL0030	<b>LEA, District/Coop</b> – <i>Local Education Agency, the unique seven-digit number assigned by the ADE to identify individual county, district, and cooperative. The first two digits represent the county, the second two digits represent the district, and the last three digits represent the individual school, for example: 6001000 60 = Pulaski County 01 = Little Rock School District 000 = N/A (zeroes for district)</i>	lea	Alpha	7	Appendix B,D	9
BL0040	<b>Identification Number</b> – <i>(Unique number to be incremented for multiple entries).</i>	id_no	Alpha	2		9
	<b>Building Loss Information</b>					
BL0050	<b>Date of Loss</b> – <i>The day the building incurred the damage.</i>	loss_date	Date	8	MMDD YYYY	9
BL0060	<b>Type of School</b> – <i>The classification of the school building – elementary, middle, junior high or high school.</i>	type_sch	Alpha	15		9
BL0070	<b>Type of Construction</b> – <i>The type of structure.</i>	type_const	Alpha	15		9
BL0080	<b>Reason for Loss</b> – <i>The reason for damage to the property.</i>	loss_reason	Alpha	15		9
BL0090	<b>Estimated Loss</b> – <i>The estimated amount of damage to the building.</i>	loss_estim	Dec	15	##### #####.##	9
BL0100	<b>Insurance Coverage</b> – <i>The amount of insurance coverage on the property.</i>	ins_coverage	Dec	15	##### #####.##	9

## STATEWIDE INFORMATION SYSTEM 2016/2017

## DATABASE SCHEMA

NE  
contracted\_non\_employees

ID	Element	Name	Type	Size	Value	Cycle
	<b>Key</b>					
NE0010	<b>Fiscal Year</b> – The fiscal year that this reporting cycle represents: For the 2016/2017 reporting year fy must be = 27	fy	Num	2	Table	9
NE0020	<b>Cycle</b> – The reporting cycle for which the data is submitted: 9 = August 31st	cycle	Num	2	Table	9
NE0030	<b>LEA, District</b> – Local Education Agency, the unique seven-digit number assigned by the ADE to identify individual county, district, schools, cooperatives, and vocational institutions. The first two digits represent the county, the second two digits represent the district, and the last three digits represent the individual school, for example: 6001002 60 = Pulaski County 01 = Little Rock School District 002 = Hall High School(all zeroes for district employees)	lea	Alpha	7	Appendix C	9
NE0040	<b>Vendor Number</b> – The vendor identification number.	vendor_number	Alpha	8		9
NE0050	<b>Job Code</b> – Number assigned by the ADE to each job assignment performed by a staff person. Only nurse job codes allowed at this time: 454 – LPN – Licensed Practical Nurse 455 – RN – Registered Nurse 457 – RNP – Registered Nurse Practitioner 460 – CNP – Certified Nurse Practitioner 461 – CRNA – Certified Registered Nurse Anesthetist 462 – CNS – Clinical Nurse Specialist 463 – LPTN – Licensed Psychiatric Technical Nurse 465 – CNM – Certified Nurse Mid-wife	job_code	Alpha	6		9
NE0060	<b>Degree</b> – The highest degree received. (Only degrees for nurses allowed.) AAS – Associate of Applied Science ASN – Associate of Science In Nursing BSN – Bachelor of Science in Nursing DNP – Doctor of Nursing Practice DPL – Diploma of Nursing MSN –Master of Science in Nursing	degree	Alpha	4		9
NE0070	<b>Degree Description</b> – Description of degree.	desc_degree	Alpha	30		9
NE0080	<b>Number of Contracted Non-Employees</b> – The number of Contracted Non-Employee Nurses (head count) per vendor, job code, degree and status.	contracted_non_employees	Num	4	####	9
NE0090	<b>Contracted Non-employee Status</b> – The employment status of the Contracted Non-Employee Nurses. F – Full Time P – Part time	contracted_non_employee_status	Alpha	1	F/P	9
NE0100	<b>FTE</b> – The Full Time Equivalence (FTE) for all classified and certified positions that do not require a student count. The FTE must be greater than 0.00.	contractor_fte	Dec	3,2	###	9

## STATEWIDE INFORMATION SYSTEM 2016/2017

## DATABASE SCHEMA

EM  
employee

ID	Element	Name	Type	Size	Value	Cycle
	<b>Key</b>					
EM0010	<b>Fiscal Year</b> – The fiscal year that this reporting cycle represents: For the 2016/2017 reporting year fy must be = 27	fy	Num	2	Table	1,2,6,8,9
EM0020	<b>Cycle</b> – The reporting cycle for which the data is submitted: 1 = September 30th 2 = October 15 <sup>th</sup> 6 = April 15 <sup>th</sup> 8 = July 31 <sup>st</sup> 9 = August 31 <sup>st</sup>	cycle	Num	2	Table	1,2,6,8,9
EM0030	<b>LEA, School or District</b> – Local Education Agency, the unique seven-digit number assigned by the ADE to identify individual county, district, schools, cooperatives, and vocational institutions. The first two digits represent the county, the second two digits represent the district, and the last three digits represent the individual school, for example: 6001002 60 = Pulaski County 01 = Little Rock School District 002 = Hall High School(all zeroes for district employees)	lea	Alpha	7	Appendix B,C,D	1,2,6,8,9
EM0040	<b>SSN, Staff</b> – The nine-digit Social Security number of the staff member being identified.	ssn	Alpha	9	#####	1,2,6,8,9
	<b>Employee State Identification Number</b>					
EM0045	<b>State Reporting ID, Staff</b> – The unique 10-digit Triand identifier generated for the teacher by the state.	uniq_emp_id	Alpha	10	##### ##	1,2,6,8,9
	<b>Employee Name</b>					
EM0050	<b>First Name</b> – Employee's first name	fname	Alpha	20		1,2,6,8,9
EM0060	<b>Middle Name</b> – Employee's middle name	mname	Alpha	15		1,2,6,8,9
EM0070	<b>Last Name</b> – Employee's last name	lname	Alpha	25		1,2,6,8,9
	<b>Address, Mailing</b> – The street name and building number or PO box where home mail is received for this employee.					
EM0080	<b>Address</b> – Employee's mailing address	address	Alpha	30		1,2,6,8,9
EM0090	<b>City</b> – Employee's mailing city	city	Alpha	20		1,2,6,8,9
EM0100	<b>State</b> – Employee's mailing state	state	Alpha	2		1,2,6,8,9
EM0110	<b>Zip</b> – Employee's mailing zip code	zip	Num	5		1,2,6,8,9
EM0120	<b>Zip-4</b> – Employee's mailing extended zip code	zip4	Num	4		1,2,6,8,9
	<b>General</b>					
EM0130	<b>Race</b> – The general racial or ethnic heritage with which the individual most identifies from the following codes: YNNNNN = Hispanic NYNNNN = Native American/Alaskan Native NNYNNN = Asian NNNYNN = Black/African American NNNNYN = Native Hawaiian/Pacific Islander NNNNNY = White Y in more than one combination will be considered 2 or more races.	race_ethnic	Alpha	6	NNNNNN	1,2,6,8,9
EM0140	<b>Gender</b> – The sexual classification of the staff person. M = Male F = Female	gender	Alpha	1	Table	1,2,6,8,9
EM0150	<b>Date, Birth</b> – The staff member's date of birth.	birth_date	Date	8	MMDDYYY Y	1,2,6,8,9
EM0160	<b>Date, Hired</b> – The date a person was originally employed by the district.	hire_date	Date	8	MMDDYYY Y	1,2,6,8,9
EM0170	<b>Degree</b> – The highest degree received.	degree	Alpha	4		1,2,6,8,9
EM0175	<b>Degree Description</b> – Description of degree.	desc_degree	Alpha	30		1,2,6,8,9



## DATABASE SCHEMA

EM  
employee

ID	Element	Name	Type	Size	Value	Cycle
EM0176	<b>Employment Status</b> – <i>Is the employee a full-time or part-time employee.</i> F = Full-Time P = Part-Time	emp_status	Alpha	1	Table	1,2,6,8,9
EM0180	<b>Employee Information – Status</b> – <i>The teaching experience of the certified staff employee should be one of the Status Codes 1 through 4, The classified staff employee should be Status Code 0:</i> 0 = Classified staff 1 = Beginning teacher 2 = Transfer from another school district 3 = Did not teach last year, but has taught 4 = Taught in this district last year	exp_category	Num	1	Table	1,2,6,8,9
EM0190	<b>Employee – Years in Total</b> – <i>The total number of teaching years both in state and out of state.</i>	exp_totyrs	Num	2		1,2,6,8,9
EM0200	<b>Employee – Years in District</b> – <i>The total number of teaching years employee has in the current district.</i>	exp_distyrs	Num	2		1,2,6,8,9
EM0205	<b>Employee – Years in State</b> – <i>The total number teaching years in the current state.</i>	exp_state	Dec	3	##.#	1,2,6,8,9
EM0210	<b>Out of District</b> – <i>Designates an employee who works for another district, coop, vocational school, and teaches a class for the reporting district as an out of district class.</i>	out_district	Alpha	1	Y/N	1,2,6,8,9
	<b>Certified Time Percentage</b>					
EM0220	<b>Teacher Time Percentage</b> – <i>Enter the percentage the certified employee is actually employed. (not to exceed 1.00)</i>	emp_timepct	Num	###	4	1,2,6,8,9

## DATABASE SCHEMA

FA  
empadd\_duty

ID	Element	Name	Type	Size	Values	Cycle
	<b>Key</b>					
FA0010	<b>Fiscal Year</b> – The fiscal year that this reporting cycle represents: For the 2016/2017 reporting year fy must be = 27	fy	Num	2	Table	1
FA0020	<b>Cycle</b> – The reporting cycle for which the data is submitted: <b>1 =September 30th</b>	cycle	Num	2	Table	1
FA0030	<b>LEA, District/Coop</b> – Local Education Agency, the unique seven-digit number assigned by the ADE to identify individual county, district, and cooperative. The first two digits represent the county, the second two digits represent the district, and the last three digits represent the individual school, for example: 6001000 60 = Pulaski County 01 = Little Rock School District 000 = N/A (zeroes for district)	lea	Alpha	7	Appendix B,D	1
FA0040	<b>SSN, Staff</b> – The nine-digit Social Security number of the staff member being identified.	ssn	Alpha	9	#####	1
FA0045	<b>State Reporting ID, Staff</b> – The unique 10-digit Triand identifier generated for the teacher by the state.	uniq_emp_id	Alpha	10		1
FA0047	<b>Employee ID Number</b> – The unique 9-digit numeric employee identifier: may or may not be same as social security number without the dashes.	emp_id	interger	9		1
FA0050	<b>Additional Duty</b> – Code description of additional duty.	ad_desc	Alpha	30		1
	<b>Information</b> – Information pulled is for current year additional duty salary).					
FA0060	<b>Salary</b> – Total amount paid for additional duties.	salary	Dec	12,2	#####.##	1
FA0070	<b>FTE</b> – Full-time equivalency percentage entered as a decimal (1.0 = 100%); represents the portion of a full-time position that applies to the additional duty.	fte	Dec	9,6	#####	1

## DATABASE SCHEMA

ID	Element	Name	Type	Size	Value	Cycle
	<b>Key</b>					
BS0010	<b>Fiscal Year</b> – The fiscal year that this reporting cycle represents: For the 2016/2017 reporting year fy must be = 27	fy	Num	2	Table	1
BS0020	<b>Cycle</b> – The reporting cycle for which the data is submitted: <b>1 = September 30<sup>th</sup></b>	cycle	Num	2	Table	1
BS0030	<b>LEA, District/Coop</b> – Local Education Agency, the unique seven-digit number assigned by the ADE to identify individual county, district, and cooperative. The first two digits represent the county, the second two digits represent the district, and the last three digits represent the individual school, for example: 6001000 60 = Pulaski County 01 = Little Rock School District 000 = N/A (zeroes for district)	lea	Alpha	7	Appendix B,D	1
BS0040	<b>SSN, Staff</b> – The nine-digit Social Security number of the staff member being identified.	ssn	Alpha	9	#####	1
BS0041	<b>State Reporting ID, Staff</b> – The unique 10-digit Triand identifier generated for the teacher by the state.	uniq_emp_id	Alpha	10		1
BS0043	<b>Employee ID Number</b> – The unique 9-digit numeric employee identifier: may or may not be same as social security number without the dashes.	emp_id	Num	9		1
BS0045	<b>Salary Schedule Code</b> –Corresponds to a specific salary code defined in the salary schedule record.	salsch_code	Alpha	10		1
	<b>Information – Information pulled is for current year base salary).</b>					
BS0050	<b>Class Title</b> –Description of the employees position	class_title	Alpha	30		1
BS0060	<b>Contract Days</b> – Number of working days in the contract.	cont_days	Dec	6	####.##	1
BS0070	<b>Days Worked</b> – Number of days the employee works in a year.	days_worked	Dec	6	####.##	1
BS0110	<b>Employee Salary Fund (Budget Unit Information)</b> –The fund code from which the salary is being paid. 0 = Other 1 = Teacher Salary 2 = Operating 3 = Building 6 = Federal 7 = Activity 8 = Food Service	salfd	Alpha	1	Table	1
BS0120	<b>Source of Funds (Budget Unit Information)</b> – A three-digit number that is the second, third and fourth digits in the 16 digit budget unit that is assigned to restricted revenues to enable the revenues and expenditures to be accounted for by the specific revenue source.	sof	Alpha	3		1
BS0130	<b>Function</b> – A four-digit number that is the fifth, sixth, seventh and eighth digits in the 16-digit budget unit that describes an activity being performed when a service is provided or goods are received.	func	Alpha	4		1
BS0140	<b>Object</b> – A five-digit account code that is used to describe the service or commodity received as a result of the expenditure.	object	Alpha	5		1
BS0150	<b>Location</b> – A three-digit number that is the ninth, tenth and eleventh digits in the 16-digit budget unit that describes the building receiving the benefit of the transaction and is determined by the last three digits of the building LEA number.	location	Alpha	3		1

## DATABASE SCHEMA

ID	Element	Name	Type	Size	Value	Cycle
BS0160	<b>Program Code</b> – A program is a plan of activities and procedures designed to accomplish a predetermined objective or set of objectives. Nine broad program areas are identified in the Financial Handbook: regular education, special education, vocational education, other instructional (PK-12), non-public school, adult/continuing education, community/junior college education, community services and enterprise. The program dimension allows agencies to charge program costs, instructional and support, directly to the benefiting program. For example, special education transportation costs are classified to the support services function, transportation, even though they should be charged directly to the special education program.	prog_code	Alpha	3		1
BS0170	<b>Subject</b> – Subject is the 15th and 16th positions of the 16 digit budget unit.	subject	Alpha	2		1
BS0180	<b>Job Rate Flag</b> – There are two rate flags; P (primary rate) or S (secondary rate) P = Primary Rate S = Secondary Rate	job_rate_f	Alpha	6,4	Table	1
BS0190	<b>Employee Rate</b> – Unique rate number corresponding to the employee; a given employee can have up to 20 rates.	rate_no	Num	3		1
BS0200	<b>Job Class Code</b> – A description of the position/title a person holds within the district, Example: “Superintendent.”	classify	Alpha	4		1
BS0210	<b>Percentage</b> – Percentage of the pay amount distributed.	prcent	Dec	6,4	#####	1
BS0220	<b>Range</b> – Corresponds to a specific range defined in the salary schedule.	range	Alpha	10		1
BS0230	<b>Step</b> – Salary schedule step for the employee rate.	step	Num	2	##	1
BS0240	<b>Base Salary</b> – Salary for range and step.	basesal_amt	Dec	8,2	#####.##	1
BS0250	<b>Annual Salary</b> – Total contracted salary.	bs_annl_sal	Dec	10,2	#####.##	1

STATEWIDE INFORMATION SYSTEM 2016/2017

DATABASE SCHEMA

CF  
emphen

ID	Element	Name	Type	Size	Value	Cycle
	<b>Key</b>					
CF0010	<b>Fiscal Year</b> – The fiscal year that this reporting cycle represents: For the 2016/2017 reporting year fy must be = 27	fy	Num	2	Table	1
CF0020	<b>Cycle</b> – The reporting cycle for which the data is submitted: <b>1 =September 30th</b>	cycle	Num	2	Table	1
CF0030	<b>LEA, District/Coop</b> – Local Education Agency, the unique seven-digit number assigned by the ADE to identify individual county, district, and cooperative. The first two digits represent the county, the second two digits represent the district, and the last three digits represent the individual school, for example: 6001000 60 = Pulaski County 01 = Little Rock School District 000 = N/A (zeroes for district)	lea	Alpha	7	Appendix B,D	1
CF0040	<b>SSN, Staff</b> – The nine-digit Social Security number of the staff member being identified.	ssn	Alpha	9		1
	<b>General</b>					
CF0050	<b>State Reporting ID, Staff</b> – The unique 10-digit Triand identifier generated for the teacher by the state.	uniq_emp_id	Alpha	10		1
	<b>Superintendent/Chief Financial Officer/Business Manager</b> – All salary paid to the employee including unused sick leave. Actual fiscal year (2014/ 15).					
CF0060	<b>Employee Title (Fund Code Information)</b> – The title of the person from which the benefit is being paid. 1 = Superintendent 2 = Chief Financial Officer 3 = Business Manager 4 = Asst Superintendent 5 = Other	emp_title	Num	1	Table	1
CF0070	<b>First</b> – Employee’s first name	fname	Alpha	20		1
CF0080	<b>Middle</b> – Employee’s middle name	mname	Alpha	15		1
CF0090	<b>Last</b> – Employee’s last name	lname	Alpha	25		1
CF0100	<b>Employee Benefits</b> – All payments and services provided employee in addition to salary. This would be benefits that are not available to all employees. 1 = Vehicle Benefit 2 = Housing Benefit 3 = Dental 4 = Health Insurance 5 = Life/Disability 6 = Annuities/Additional Retirement 7 = Membership/Prof & Other Dues and Fees 8 = Travel 9 = Other	emp_benefits	Num	2	Table	1
CF0110	<b>Benefit Total</b> – Amount paid annually for employee benefits.	benefit_amt	Dec	10,2	#####. ##	1

## DATABASE SCHEMA

EB  
employeebonus

ID	Element	Name	Type	Size	Value	Cycle
	<b>Key</b>					
EB0010	<b>Fiscal Year</b> – The fiscal year that this reporting cycle represents: For the 2016/2017 reporting year fy must be = 27	fy	Num	2	Table	9
EB0020	<b>Cycle</b> – The reporting cycle for which the data is submitted: 9 =August 31 <sup>st</sup>	cycle	Num	2	Table	9
EB0030	<b>LEA, District/Coop</b> – Local Education Agency, the unique seven-digit number assigned by the ADE to identify individual county, district, and cooperative. The first two digits represent the county, the second two digits represent the district, and the last three digits represent the individual school, for example: 6001000 60 = Pulaski County 01 = Little Rock School District 000 = N/A (zeroes for district)	lea	Alpha	7	Appendix B,D	9
	<b>Bonus – Actual fiscal year.</b>					
EB0040	<b>SSN, Staff</b> – The nine-digit Social Security number of the staff member being identified.	ssn	Alpha	9		9
EB0050	<b>State Reporting ID, Staff</b> – The unique 10-digit Triand identifier generated for the teacher by the state.	uniq_emp_id	Alpha	10		9
EB0060	<b>Employee Salary Fund (Budget Unit Information)</b> –The fund code from which the salary is being paid. 1 = Teacher Salary 2 = Operating 3 = Building 6 = Federal 7 = Activity 8 = Food Service	emp_salfd	Alpha	1	Table	9
EB0062	<b>Source of Funds (Budget Unit Information)</b> – A three-digit number that is the second, third and fourth digits in the 16 digit budget unit that is assigned to restricted revenues to enable the revenues and expenditures to be accounted for by the specific revenue source.	emp_sof	Alpha	3		9
EB0065	<b>Function</b> – A four-digit number that is the fifth, sixth, seventh and eighth digits in the 16-digit budget unit that describes an activity being performed when a service is provided or goods are received.	emp_func	Alpha	4		9
EB0068	<b>Object</b> – A five-digit account code that is used to describe the service or commodity received as a result of the expenditure.	emp_object	Alpha	5		9
EB0069	<b>Location</b> – A three-digit number that is the ninth, tenth and eleventh digits in the 16-digit budget unit that describes the building receiving the benefit of the transaction and is determined by the last three digits of the building LEA number.	emp_location	Alpha	3		9
EB0075	<b>Program Code</b> – A program is a plan of activities and procedures designed to accomplish a predetermined objective or set of objectives. Nine broad program areas are identified in the Financial Handbook: regular education, special education, vocational education, other instructional (PK-12), non-public school, adult/continuing education, community/junior college education, community services and enterprise. The program dimension allows agencies to charge program costs, instructional and support, directly to the benefiting program. For example, special education transportation costs are classified to the support services function, transportation, even though they should be charged directly to the special education program.	prog_code	Alpha	3		9
EB0080	<b>Employee Bonus</b> – The bonus amount paid to the employee by fund.	emp_salary	Dec	15,2	##### ###.##	9

## DATABASE SCHEMA

FN  
empfrinben

ID	Element	Name	Type	Size	Value	Cycle
	<b>Key</b>					
FN0010	<b>Fiscal Year</b> – The fiscal year that this reporting cycle represents: For the 2016/2017 reporting year fy must be = 27	fy	Num	2	Table	1
FN0020	<b>Cycle</b> – The reporting cycle for which the data is submitted: 1 =September 30 <sup>th</sup>	cycle	Num	2	Table	1
FN0030	<b>LEA, District/Coop</b> – Local Education Agency, the unique seven-digit number assigned by the ADE to identify individual county, district, and cooperative. The first two digits represent the county, the second two digits represent the district, and the last three digits represent the individual school, for example: 6001000 60 = Pulaski County 01 = Little Rock School District 000 = N/A (zeroes for district)	lea	Alpha	7	Appendix B,D	1
FN0040	<b>SSN, Staff</b> – The nine-digit Social Security number of the staff member being identified.	ssn	Alpha	9	#####	1
FN0050	<b>State Reporting ID, Staff</b> – The unique 10-digit Triand identifier generated for the teacher by the state.	uniq_emp_id	Alpha	10		1
	<b>Information – Information pulled for current year fringe benefits.</b>					
FN0060	<b>Fringe Benefits Title</b> – Description of benefits paid by the district on behalf of employees.	title	Alpha	30		1
FN0070	<b>Fringe Benefit Method</b> – Benefit method: N (None) P/A (Percent/AMT from Table) R/S (Percent/AMT from employee Record)	frng_meth	Alpha	3	Table	1
FN0080	<b>Fringe Benefit Amount</b> – Amount	frng_amt	Dec	14,2	#####.# #	1
FN0090	<b>Type</b> – Frequency of payroll cycle. B = Biweekly S = Semimonthly M = Monthly	type	Alpha	1	Table	1

## STATEWIDE INFORMATION SYSTEM 2016/2017

ID	Element	DATABASE SCHEMA			ES employeesalary	
		Name	Type	Size	Values	Cycle
	<b>Key</b>					
ES0010	<b>Fiscal Year</b> – The fiscal year that this reporting cycle represents: For the 2016/2017 reporting year fy must be = 27	fy	Num	2	Table	9
ES0020	<b>Cycle</b> – The reporting cycle for which the data is submitted: 9 =August 31 <sup>st</sup>	cycle	Num	2	Table	9
ES0030	<b>LEA, District/Coop</b> – Local Education Agency, the unique seven-digit number assigned by the ADE to identify individual county, district, and cooperative. The first two digits represent the county, the second two digits represent the district, and the last three digits represent the individual school, for example: 6001000 60 = Pulaski County 01 = Little Rock School District 000 = N/A (zeroes for district)	lea	Alpha	7	Appendix B,D	9
ES0040	<b>SSN, Staff</b> – The nine-digit Social Security number of the staff member being identified.	ssn	Alpha	9	#####	9
ES0045	<b>State Reporting ID, Staff</b> – The unique 10-digit Triand identifier generated for the teacher the state.	uniq_emp_id	Alpha	10		9
	<b>Information – Information pulled for current year salaries and benefits.</b>					
ES0050	<b>Class Title</b> – Description of the employees position.	class_title	Alpha	30		9
ES0060	<b>Employee Salary Fund</b> (Budget Unit Information)–The fund code from which the salary is being paid. 1 = Teacher Salary 2 = Operating 3 = Building 6 = Federal 7 = Activity 8 = Food Service	emp_salfd	Alpha	1	Table	9
ES0062	<b>Source of Funds</b> (Budget Unit Information) – A three-digit number that is the second, third and fourth digits in the 16 digit budget unit that is assigned to restricted revenues to enable the revenues and expenditures to be accounted for by the specific revenue source.	emp_sof	Alpha	3		9
ES0065	<b>Function</b> – A four-digit number that is the fifth, sixth, seventh and eighth digits in the 16-digit budget unit that describes an activity being performed when a service is provided or goods are received.	emp_func	Alpha	4		9
ES0068	<b>Object</b> – A five-digit account code that is used to describe the service or commodity received as a result of the expenditure. (Only salaries: 61000-61999). (Benefits: 62000-62999)	emp_object	Alpha	5		9
ES0069	<b>Location</b> – A three-digit number that is the ninth, tenth and eleventh digits in the 16-digit budget unit that describes the building receiving the benefit of the transaction and is determined by the last three digits of the building LEA number.	emp_location	Alpha	3		9
ES0070	<b>Program Code</b> – A program is a plan of activities and procedures designed to accomplish a predetermined objective or set of objectives. Nine broad program areas are identified in the Financial Handbook: regular education, special education, vocational education, other instructional (PK-12), non-public school, adult/continuing education, community/junior college education, community services and enterprise. The program dimension allows agencies to charge program costs, instructional and support, directly to the benefiting program. For example, special education transportation costs are classified to the support services function, transportation, even though they should be charged directly to the special education program.	prog_code	Alpha	3		9
ES0075	<b>Employee Salary/Benefits</b> – Total wages paid to employee and total benefits (excluding taxes and TR) paid on behalf of employee.	emp_salary	Num	8	#####	9



## DATABASE SCHEMA

ID	Element	Name	Type	Size	Values	Cycle
	<b>Key</b>					
FE0010	<b>Fiscal Year</b> – The fiscal year that this reporting cycle represents: For the 2016/2017 reporting year fy must be = 27	fy	Num	2	Table	1,9
FE0020	<b>Cycle</b> – The reporting cycle for which the data is submitted: <b>1 =September 30<sup>th</sup></b> <b>9 =August 31<sup>st</sup></b>	cycle	Num	2	Table	1,9
FE0030	<b>LEA, District/Coop</b> – Local Education Agency, the unique seven-digit number assigned by the ADE to identify individual county, district, and cooperative. The first two digits represent the county, the second two digits represent the district, and the last three digits represent the individual school, for example: 6001000 60 = Pulaski County 01 = Little Rock School District 000 = N/A (zeroes for district)	lea	Alpha	7	Appendix B,D	1,9
	<b>Budget Unit</b>					
FE0040	<b>Fund</b> – A one-digit number that is the first digit in the 16 digit budget unit from 1-8 that represents the set of self-balancing accounts for each of the eight fund classifications of teacher salary fund, operating fund, building fund, debt service fund, capital outlay fund, federal grants fund, activity fund, and food service fund. 1=Teacher Salary Fund 2=Operating Fund 3=Building Fund 4=Debt Service Fund 5=Capital Outlay/Dedicated M&O 6=Federal Grants Fund 7=Activity Fund 8=Food Service Fund	fund	Alpha	1	Table	1,9
FE0050	<b>Source of Funds</b> – A three-digit number that is the second, third and fourth digits in the 16 digit budget unit that is assigned to restricted revenues to enable the revenues and expenditures to be accounted for by the specific revenue source.	sof	Alpha	3		1,9
FE0060	<b>Function</b> – A four-digit number that is the fifth, sixth, seventh and eighth digits in the 16-digit budget unit that describes an activity being performed when a service is provided or goods are received.	function	Alpha	4		1,9
FE0070	<b>Object</b> – A five-digit account code that is used to describe the service or commodity received as a result of the expenditure.	object	Alpha	5		1,9
FE0080	<b>Location</b> – A three-digit number that is the ninth, tenth and eleventh digits in the 16 digit budget unit that describes the building receiving the benefit of the transaction and is determined by the last three digits of the building LEA number.	location	Alpha	3	Appendix C	1,9
FE0090	<b>Location Name</b> – Describes the location receiving the benefit of the transaction.	loc_name	Alpha	30		1,9

## DATABASE SCHEMA

FE  
financeexp

ID	Element	Name	Type	Size	Values	Cycle
	<b>Disbursement</b>					
FE0100	<b>Program Code</b> – <i>A program is a plan of activities and procedures designed to accomplish a predetermined objective or set of objectives. Nine broad program areas are identified in the Financial Handbook: regular education, special education, vocational education, other instructional (PK-12), non-public school, adult/continuing education, community/junior college education, community services and enterprise. The program dimension allows agencies to charge program costs, instructional and support, directly to the benefiting program. For example, special education transportation costs are classified to the support services function, transportation, even though they should be charged directly to the special education program.</i>	prog_code	Alpha	3		1,9
FE0120	<b>Amount of Actual Expenditure</b> – <i>Amount of actual expenditures for the fiscal year.</i>	amt_exp	Dec	15,2	##### #####.##	9
FE0140	<b>Amount of Budgeted Expenditure</b> – <i>Amount budgeted for expenditures for current fiscal year.</i>	amt_bud	Dec	15,2	##### #####.##	1

## DATABASE SCHEMA

FG  
financegen

ID	Element	Name	Type	Size	Values	Cycle
	<b>Key</b>					
FG0010	<b>Fiscal Year</b> – The fiscal year that this reporting cycle represents: For the 2016/2017 reporting year fy must be = 27	fy	Num	2	Table	1,9
FG0020	<b>Cycle</b> – The reporting cycle for which the data is submitted: <b>1 =September 30<sup>th</sup></b> <b>9 = August 31<sup>st</sup></b>	cycle	Num	2	Table	1,9
FG0030	<b>LEA, District/Coop</b> – Local Education Agency, the unique seven-digit number assigned by the ADE to identify individual county, district, and cooperative. The first two digits represent the county, the second two digits represent the district, and the last three digits represent the individual school, for example: 6001000 60 = Pulaski County 01 = Little Rock School District 000 = N/A (zeroes for district)	lea	Alpha	7	Appendix B,D	1,9
	<b>Budget Unit</b>					
FG0040	<b>Fund</b> – A one-digit number that is the first digit in the 16 digit budget unit from 1-8 that represents the set of self-balancing accounts for each of the eight fund classifications of teacher salary fund, operating fund, building fund, debt service fund, capital outlay fund, federal grants fund, activity fund, and food service fund. 1=Teacher Salary Fund 2=Operating Fund 3=Building Fund 4=Debt Service Fund 5=Capital Outlay/Dedicated M&O 6=Federal Grants Fund 7=Activity Fund 8=Food Service Fund	fund	Alpha	1	Table	1,9
FG0050	<b>Source of Funds</b> – A three-digit number that is the second, third and fourth digits in the 16 digit budget unit that is assigned to restricted revenues to enable the revenues and expenditures to be accounted for by the specific revenue source.	sof	Alpha	3		1,9

## DATABASE SCHEMA

FG  
financegen

ID	Element	Name	Type	Size	Values	Cycle
FG0080	<p><b>Object</b> – A five digit account code that is used to describe the assets, liabilities, reserves and fund balance of a fund. Listed below are the code ranges for the program.</p> <p>(g.account &gt;= "01000" AND g.account &lt;= "01059") OR  (g.account &gt;= "01110" AND g.account &lt;= "01129") OR  (g.account &gt;= "06000" AND g.account &lt;= "07999") OR  (g.account &gt;= "01230" AND g.account &lt;= "01510") OR  (g.account &gt;= "01580" AND g.account &lt;= "01680") OR  (g.account &gt;= "01850" AND g.account &lt;= "01930") OR  (g.account = "01140") OR  (g.account = "01220") OR  (g.account = "01180") OR  (g.account = "01210") OR  (g.account = "01215") OR  (g.account = "01530") OR  (g.account = "01710") OR  (g.account = "01720") OR  (g.account = "01810") OR  (g.account = "02110") OR  (g.account = "02210") OR  (g.account = "02220") OR  (g.account = "02310") OR  (g.account = "02320") OR  (g.account = "02410") OR  (g.account = "02420") OR  (g.account = "02510") OR  (g.account = "02520") OR  (g.account = "02710") OR  (g.account BETWEEN "04000" AND "05120"))</p>	object	Alpha	5		1,9
FG0100	<p><b>Location</b> – A three-digit number that is the ninth, tenth and eleventh digits in the 16 digit budget unit that describes the building receiving the benefit of the transaction and is determined by the last three digits of the building LEA number.</p>	location	Alpha	3		1,9
	<b>Disbursement</b>					
FG0120	<p><b>Amount Balance</b> – The amount calculated for the prior year with the account ranges 06000-07999 and leaving out the objects designated as fund balance, expenditure control, revenue control, expenditure budget control and revenue budget control.</p>	amt_bal	Dec	15,2	##### #####.##	9
FG0140	<p><b>Amount of Budget</b> – The amount calculated for the current fiscal year with the account ranges 06000-07999 and leaving out the objects designated as fund balance, expenditure control, revenue control, expenditure budget control and revenue budget control.</p>	amt_bud	Dec	15,2	##### #####.##	1

## DATABASE SCHEMA

ID	Element	Name	Type	Size	Values	Cycle
	<b>Key</b>					
CC0010	<b>Fiscal Year</b> – The fiscal year that this reporting cycle represents: For the 2016/2017 reporting year fy must be = 27	fy	Num	2	Table	8
CC0020	<b>Cycle</b> – The reporting cycle for which the data is submitted: 8 =July 31 <sup>st</sup>	cycle	Num	2	Table	8
CC0030	<b>LEA, District/Coop</b> – Local Education Agency, the unique seven-digit number assigned by the ADE to identify individual county, district, and cooperative. The first two digits represent the county, the second two digits represent the district, and the last three digits represent the individual school, for example: 6001000 60 = Pulaski County 01 = Little Rock School District 000 = N/A (zeroes for district)	lea	Alpha	7	Appendix B,D	8
CC0040	<b>Reference Number</b> – Enter the reference code from appendix J for the appropriate personnel.	page	Alpha	4	Appendix J	8
CC0050	<b>Classification Type</b> – Enter the reference code from the table below for the appropriate personnel. C= Classified/Certified Personnel A= Classified/Certified Adult Education	type	Alpha	1	Table	8
	<b>Personnel Paid from Operating – General Fund/Source of Fund 2001-2099, 2200-2999</b>					
CC0060	<b>Male FTE</b> – Total FTE for male personnel paid from the General Operating Fund.	male_fte_opr_gen	Dec	7,2	####.##	8
CC0070	<b>Male Salary</b> – Total salaries for male personnel paid from the General Operating Fund.	male_sal_opr_gen	Dec	16,2	##### ####.##	8
CC0080	<b>Female FTE</b> – Total FTE for female personnel paid from the General Operating Fund.	female_fte_opr_gen	Dec	7,2	####.##	8
CC0090	<b>Female Salary</b> – Total salaries for female personnel paid from the General Operating Fund.	female_sal_opr_gen	Dec	16,2	##### ####.##	8
CC0100	<b>Total FTE</b> – Total FTE for male & female personnel paid from the General Operating Fund.	tot_fte_opr_gen	Dec	9,2	#####.##	8
CC0110	<b>Total Salary</b> – Total salaries for male & female personnel paid from the General Operating Fund.	tot_sal_opr_gen	Dec	16,2	##### ####.##	8
	<b>Personnel Paid from the School Food Funds</b>					
CC0120	<b>Male FTE</b> – Total FTE for male personnel paid from the Food Service Fund.	male_fte_schfd	Dec	7,2	####.##	8
CC0130	<b>Male Salary</b> – Total salaries for male personnel paid from the Food Service Fund.	male_sal_schfd	Dec	16,2	##### ####.##	8
CC0140	<b>Female FTE</b> – Total FTE for female personnel paid from the Food Service Fund.	female_fte_schfd	Dec	7,2	####.##	8
CC0150	<b>Female Salary</b> – Total salaries for female personnel paid from the Food Service Fund.	female_sal_schfd	Dec	16,2	##### ####.##	8
CC0160	<b>Total FTE</b> – Total FTE for male & female personnel paid from the Food Service Fund.	tot_fte_schfd	Dec	9,2	#####.##	8
CC0170	<b>Total Salary</b> – Total salaries for male & female personnel paid from the Food Service Fund.	tot_sal_schfd	Dec	16,2	##### ####.##	8
	<b>Personnel Paid from the Salary Funds – General Fund/Source of Fund 1001-1099 and 1200-1999</b>					
CC0180	<b>Male FTE</b> – Total FTE for male personnel paid from the General Salary Fund.	male_fte_sal_gen	Dec	7,2	####.##	8
CC0190	<b>Male Salary</b> – Total salaries for male personnel paid from the General Salary Fund.	male_sal_sal_gen	Dec	16,2	##### ####.##	8
CC0200	<b>Female FTE</b> – Total FTE for female personnel paid from the General Salary Fund.	female_fte_sal_gen	Dec	7,2	####.##	8

## DATABASE SCHEMA

ID	Element	Name	Type	Size	Values	Cycle
CC0210	<b>Female Salary</b> – Total salaries for female personnel paid from the General Salary Fund.	female_sal_sal_gen	Dec	16,2	##### #####.##	8
CC0220	<b>Total FTE</b> – Total FTE for male & female personnel paid from the General Salary Fund.	tot_fte_sal_gen	Dec	9,2	#####.##	8
CC0230	<b>Total Salary</b> – Total salaries for male & female personnel paid from the General Salary Fund.	tot_sal_sal_gen	Dec	16,2	##### #####.##	8
	<b>Personnel Paid from the Federal Grant Funds</b>					
CC0240	<b>Male FTE</b> – Total FTE for male personnel paid from the Federal Grants Fund.	male_fte_fed	Dec	7,2	####.##	8
CC0250	<b>Male Salary</b> – Total salaries for male personnel paid from the Federal Grants Fund.	male_sal_fed	Dec	16,2	##### #####.##	8
CC0260	<b>Female FTE</b> – Total FTE for female personnel paid from the Federal Grants Fund.	female_fte_fed	Dec	7,2	####.##	8
CC0270	<b>Female Salary</b> – Total salaries for female personnel paid from the Federal Grants Fund.	female_sal_fed	Dec	16,2	##### #####.##	8
CC0280	<b>Total FTE</b> – Total FTE for male & female personnel paid from the Federal Grants Fund.	tot_fte_fed	Dec	9,2	#####.##	8
CC0290	<b>Total Salary</b> – Total salaries for male & female personnel paid from the Federal Grants Fund.	tot_sal_fed	Dec	16,2	##### #####.##	8
	<b>Personnel Paid from Operating – Matrix Fund/Source of Fund 2000, 2100-2199</b>					
CC0300	<b>Male FTE</b> – Total FTE for male personnel paid from the Matrix Operating Fund.	male_fte_opr_mat	Dec	7,2	####.##	8
CC0310	<b>Male Salary</b> – Total salaries for male personnel paid from the Matrix Operating Fund.	male_sal_opr_mat	Dec	16,2	##### #####.##	8
CC0320	<b>Female FTE</b> – Total FTE for female personnel paid from the Matrix Operating Fund.	female_fte_opr_mat	Dec	7,2	####.##	8
CC0330	<b>Female Salary</b> – Total salaries for female personnel paid from the Matrix Operating Fund.	female_sal_opr_mat	Dec	16,2	##### #####.##	8
CC0340	<b>Total FTE</b> – Total FTE for male & female personnel paid from the Matrix Operating Fund.	tot_fte_opr_mat	Dec	9,2	#####.##	8
CC0350	<b>Total Salary</b> – Total salaries for male & female personnel paid from the Matrix Operating Fund.	tot_sal_opr_mat	Dec	16,2	##### #####.##	8
	<b>Personnel Paid from the Salary Funds – Matrix Fund/Source of Fund 1000, 1100-1199</b>					
CC0370	<b>Male FTE</b> – Total FTE for male personnel paid from the Matrix Salary Fund.	male_fte_sal_mat	Dec	7,2	####.##	8
CC0380	<b>Male Salary</b> – Total salaries for male personnel paid from the Matrix Salary Fund.	male_sal_sal_mat	Dec	16,2	##### #####.##	8
CC0390	<b>Female FTE</b> – Total FTE for female personnel paid from the Matrix Salary Fund.	female_fte_sal_mat	Dec	7,2	####.##	8
CC0400	<b>Female Salary</b> – Total salaries for female personnel paid from the Matrix Salary Fund.	female_sal_sal_mat	Dec	16,2	##### #####.##	8
CC0410	<b>Total FTE</b> – Total FTE for male & female personnel paid from the Matrix Salary Fund.	tot_fte_sal_mat	Dec	9,2	#####.##	8
CC0420	<b>Total Salary</b> – Total salaries for male & female personnel paid from the Matrix Salary Fund.	tot_sal_sal_mat	Dec	16,2	##### #####.##	8

## DATABASE SCHEMA

PO  
pgmothag

ID	Element	Name	Type	Size	Values	Cycle
	<b>Key</b>					
PO0010	<b>Fiscal Year</b> – <i>The fiscal year that this reporting cycle represents: For the 2016/2017 reporting year fy must be = 27</i>	fy	Num	2	Table	9
PO0020	<b>Cycle</b> – <i>The reporting cycle for which the data is submitted: 9 =August 31st</i>	cycle	Num	2	Table	9
PO0030	<b>LEA, District/Coop</b> – <i>Local Education Agency, the unique seven-digit number assigned by the ADE to identify individual county, district, and cooperative. The first two digits represent the county, the second two digits represent the district, and the last three digits represent the individual school, for example: 6001000 60 = Pulaski County 01 = Little Rock School District 000 = N/A (zeroes for district)</i>	lea	Alpha	7	Appendix B,D	9
	<b>Complete the following if, your district, education cooperative, etc. receives and disburses program funding on behalf of other agencies; OR other agencies receive and disburse program funding on behalf of your district, education cooperative, etc.</b>					
PO0035	<b>District Type</b> – <i>Which type of district is this? L) Lead District – Fund programs on behalf of other agencies/districts R) Receiving District – Other agencies or districts fund programs for the benefit of the receiving district.</i>	dist_type	Alpha	1	Table	9
PO0040	<b>Program Fund</b> – <i>What type of program funding is this? A) Operating B) Federal Grants</i>	pgm_fd	Alpha	1	Table	9
PO0050	<b>Type of program</b> – <i>(Area Vocational Centers, Special Education, etc. for state funds OR Title I Regular, Title I Migrant, Special Education, etc. for federal funds)</i>	pgm_type	Alpha	30		9
	<b>Expenditures</b>					
PO0060	<b>Total Net Amount of Expenditures</b> – <i>If this is a “Lead District”, list the net amount of actual expenditures by the District on behalf of the other agencies. If this is a “Receiving District” in District type, list the net amount of actual expenditures funded by other agencies.</i>	pgmfds_act	Dec	15,2	##### #####.##	9
PO0070	<b>Total Net Amount of Budgeted Expenditures</b> – <i>If this is a “Lead District” in District Type, list the net amount of actual budgeted expenditures by the District on behalf of the other agencies. If this is a “Receiving District” in District Type, list the net amount of actual budgeted expenditures funded by other agencies.</i>	pgmfds_est	Dec	15,2	##### #####.##	9

## STATEWIDE INFORMATION SYSTEM 2016/2017

## DATABASE SCHEMA

PV  
propertyvalues

ID	Element	Name	Type	Size	Value	Cycle
	<b>Key</b>					
PV0010	<b>Fiscal Year</b> – The fiscal year that this reporting cycle represents: For the 2016/2017 reporting year fy must be = 27	fy	Num	2	Table	9
PV0020	<b>Cycle</b> – The reporting cycle for which the data is submitted: <b>9 =August 31<sup>st</sup></b>	cycle	Num	2	Table	9
PV0030	<b>LEA, District/Coop</b> – Local Education Agency, the unique seven-digit number assigned by the ADE to identify individual county, district, and cooperative. The first two digits represent the county, the second two digits represent the district, and the last three digits represent the individual school, for example: 6001000 60 = Pulaski County 01 = Little Rock School District 000 = N/A (zeroes for district)	lea	Alpha	7	Appendix B,D	9
	<b>Property Value Information</b>					
PV0050	<b>Appraised Value of all Buildings</b> – The market value of all buildings. Appraised value as of June 30 <sup>th</sup> of each fiscal year.	app_bldgs	Dec	15,2	##### ####.##	9
PV0060	<b>Appraised Value of all Furniture and Equipment</b> – The market value of all furniture and equipment. Appraised value as of June 30 <sup>th</sup> of each fiscal year.	app_fur equip	Dec	15,2	##### ####.##	9
PV0070	<b>Appraised Value of all Real Estate</b> – The market value of all real property. Appraised value as of June 30 <sup>th</sup> of each fiscal year.	app_realest	Dec	15,2	##### ####.##	9
PV0080	<b>Total Appraised Value</b> – The combined total of the market value of the building, all furniture and equipment, and all real estate (LAND). (Value of Buildings, Furniture, Equipment and Land = TOTAL APPRAISED VALUE)	app_total	Dec	15,2	##### ####.##	9
PV0090	<b>Total Insurance Carried on Property</b> – The amount of insurance coverage for all real and personal property (Buildings, Furniture, and Equipment). Real Estate (Land) is not insurable...Thus, total insurance will not equal total appraised value.	ins_prop	Dec	15,2	##### ####.##	9



## DATABASE SCHEMA

FR  
financerev

ID	Element	Name	Type	Size	Values	Cycle
	<b>Key</b>					
FR0010	<b>Fiscal Year</b> – The fiscal year that this reporting cycle represents: For the 2016/2017 reporting year fy must be = 27	fy	Num	2	Table	1,9
FR0020	<b>Cycle</b> – The reporting cycle for which the data is submitted: <b>1 =September 30<sup>th</sup></b> <b>9 =August 31<sup>st</sup></b>	cycle	Num	2	Table	1,9
FR0030	<b>LEA, District/Coop</b> – Local Education Agency, the unique seven-digit number assigned by the ADE to identify individual county, district, and cooperative. The first two digits represent the county, the second two digits represent the district, and the last three digits represent the individual school, for example: 6001000 60 = Pulaski County 01 = Little Rock School District 000 = N/A (zeroes for district)	lea	Alpha	7	Appendix B,D	1,9
	<b>Budget Unit</b>					
FR0040	<b>Fund</b> – A one-digit number that is the first digit in the 16 digit budget unit from 1-8 that represents the set of self-balancing accounts for each of the eight fund classifications of teacher salary fund, operating fund, building fund, debt service fund, capital outlay fund, federal grants fund, activity fund, and food service fund. 1=Teacher Salary Fund 2=Operating Fund 3=Building Fund 4=Debt Service Fund 5=Capital Outlay/Dedicated M&O 6=Federal Grants Fund 7=Activity Fund 8=Food Service Fund	fund	Alpha	1	Table	1,9
FR0050	<b>Source of Funds</b> – A three-digit number that is the second, third and fourth digits in the 16 digit budget unit that is assigned to restricted revenues to enable the revenues and expenditures to be accounted for by the specific revenue source.	sof	Alpha	3		1,9
FR0060	<b>Object</b> – A five-digit account code that is used to describe the service or commodity received as a result of the revenue.	object	Alpha	5		1,9
FR0080	<b>Location</b> – A three-digit number that is the ninth, tenth and eleventh digits in the 16 digit budget unit that describes the building receiving the benefit of the transaction and is determined by the last three digits of the building LEA number.	location	Alphak	3	Appendix C	1,9
FR0090	<b>Location Name</b> – Describes the location receiving the benefit of the transaction.	loc_name	Alpha	30		1,9
	<b>Revenue</b>					
FR0120	<b>Amount Actually Received</b> – Amount actually received for prior fiscal year.	amt_rec	Dec	15,2	##### ##.##	9
FR0140	<b>Amount of Budgeted Revenue</b> – Budgeted amount of projected revenue for current fiscal year.	amt_bud	Dec	15,2	##### ##.##	1

## DATABASE SCHEMA

SL  
salrang

ID	Element	Name	Type	Size	Values	Cycle
	<b>Key</b>					
SL0010	<b>Fiscal Year</b> – The fiscal year that this reporting cycle represents: For the 2016/2017 reporting year fy must be = 27	fy	Num	2	Table	1
SL0020	<b>Cycle</b> – The reporting cycle for which the data is submitted: 1 = September 30th	cycle	Num	2	Table	1
SL0030	<b>LEA, District/Coop</b> – Local Education Agency, the unique seven-digit number assigned by the ADE to identify individual county, district, and cooperative. The first two digits represent the county, the second two digits represent the district, and the last three digits represent the individual school, for example: 6001000 60 = Pulaski County 01 = Little Rock School District 000 = N/A (zeroes for district)	lea	Alpha	7	Appendix B,D	1
SL0040	<b>Code</b> – Code identifying this salary schedule.	code	Alpha	10		1
SL0050	<b>Range</b> – Identifies a single range in a schedule.	range	Alpha	10		1
	<b>Information – Information pulled for current year salary range .</b>					
SL0060	<b>Description</b> –Description of the range for the range and schedule defined in the range field: examples: BS, MA + 15, PHD.	desc	Alpha	30		1
SL0070	<b>Step 1</b> – Incremental Salary.	step_1	Dec	8,2	#####.##	1
SL0071	<b>Step 2</b> – Incremental Salary.	step_2	Dec	8,2	#####.##	1
SL0072	<b>Step 3</b> – Incremental Salary.	step_3	Dec	8,2	#####.##	1
SL0073	<b>Step 4</b> – Incremental Salary.	step_4	Dec	8,2	#####.##	1
SL0074	<b>Step 5</b> – Incremental Salary.	step_5	Dec	8,2	#####.##	1
SL0075	<b>Step 6</b> – Incremental Salary.	step_6	Dec	8,2	#####.##	1
SL0076	<b>Step 7</b> – Incremental Salary.	step_7	Dec	8,2	#####.##	1
SL0077	<b>Step 8</b> – Incremental Salary.	step_8	Dec	8,2	#####.##	1
SL0078	<b>Step 9</b> – Incremental Salary.	step_9	Dec	8,2	#####.##	1
SL0079	<b>Step 10</b> – Incremental Salary.	step_10	Dec	8,2	#####.##	1
SL0080	<b>Step 11</b> – Incremental Salary.	step_11	Dec	8,2	#####.##	1
SL0081	<b>Step 12</b> – Incremental Salary.	step_12	Dec	8,2	#####.##	1
SL0082	<b>Step 13</b> – Incremental Salary.	step_13	Dec	8,2	#####.##	1
SL0083	<b>Step 14</b> – Incremental Salary.	step_14	Dec	8,2	#####.##	1
SL0084	<b>Step 15</b> – Incremental Salary.	step_15	Dec	8,2	#####.##	1
SL0085	<b>Step 16</b> – Incremental Salary.	step_16	Dec	8,2	#####.##	1
SL0086	<b>Step 17</b> – Incremental Salary.	step_17	Dec	8,2	#####.##	1
SL0087	<b>Step 18</b> – Incremental Salary.	step_18	Dec	8,2	#####.##	1
SL0088	<b>Step 19</b> – Incremental Salary.	step_19	Dec	8,2	#####.##	1
SL0089	<b>Step 20</b> – Incremental Salary.	step_20	Dec	8,2	#####.##	1
SL0090	<b>Step 21</b> – Incremental Salary.	step_21	Dec	8,2	#####.##	1
SL0091	<b>Step 22</b> – Incremental Salary.	step_22	Dec	8,2	#####.##	1
SL0092	<b>Step 23</b> – Incremental Salary.	step_23	Dec	8,2	#####.##	1
SL0093	<b>Step 24</b> – Incremental Salary.	step_24	Dec	8,2	#####.##	1
SL0094	<b>Step 25</b> – Incremental Salary.	step_25	Dec	8,2	#####.##	1
SL0095	<b>Step 26</b> – Incremental Salary.	step_26	Dec	8,2	#####.##	1
SL0096	<b>Step 27</b> – Incremental Salary.	step_27	Dec	8,2	#####.##	1
SL0097	<b>Step 28</b> – Incremental Salary.	step_28	Dec	8,2	#####.##	1
SL0098	<b>Step 29</b> – Incremental Salary.	step_29	Dec	8,2	#####.##	1
SL0099	<b>Step 30</b> – Incremental Salary.	step_30	Dec	8,2	#####.##	1
SL0100	<b>Step 31</b> – Incremental Salary.	step_31	Dec	8,2	#####.##	1
SL0101	<b>Step 32</b> – Incremental Salary.	step_32	Dec	8,2	#####.##	1
SL0102	<b>Step 33</b> – Incremental Salary.	step_33	Dec	8,2	#####.##	1
SL0103	<b>Step 34</b> – Incremental Salary.	step_34	Dec	8,2	#####.##	1
SL0104	<b>Step 35</b> – Incremental Salary.	step_35	Dec	8,2	#####.##	1

## DATABASE SCHEMA

SL  
salrang

ID	Element	Name	Type	Size	Values	Cycle
SL0105	Step 36 – Incremental Salary.	step_36	Dec	8,2	#####.##	1
SL0106	Step 37 – Incremental Salary.	step_37	Dec	8,2	#####.##	1
SL0107	Step 38 – Incremental Salary.	step_38	Dec	8,2	#####.##	1
SL0108	Step 39 – Incremental Salary.	step_39	Dec	8,2	#####.##	1
SL0109	Step 40 – Incremental Salary.	step_40	Dec	8,2	#####.##	1
SL0110	Step 41 – Incremental Salary.	step_41	Dec	8,2	#####.##	1
SL0111	Step 42 – Incremental Salary.	step_42	Dec	8,2	#####.##	1
SL0112	Step 43 – Incremental Salary.	step_43	Dec	8,2	#####.##	1
SL0113	Step 44 – Incremental Salary.	step_44	Dec	8,2	#####.##	1
SL0114	Step 45 – Incremental Salary.	step_45	Dec	8,2	#####.##	1
SL0115	Step 46 – Incremental Salary.	step_46	Dec	8,2	#####.##	1
SL0116	Step 47 – Incremental Salary.	step_47	Dec	8,2	#####.##	1
SL0117	Step 48 – Incremental Salary.	step_48	Dec	8,2	#####.##	1
SL0118	Step 49 – Incremental Salary.	step_49	Dec	8,2	#####.##	1
SL0119	Step 50 – Incremental Salary.	step_50	Dec	8,2	#####.##	1
SL0120	Step 51 – Incremental Salary.	step_51	Dec	8,2	#####.##	1
SL0121	Step 52 – Incremental Salary.	step_52	Dec	8,2	#####.##	1
SL0122	Step 53 – Incremental Salary.	step_53	Dec	8,2	#####.##	1
SL0123	Step 54 – Incremental Salary.	step_54	Dec	8,2	#####.##	1
SL0124	Step 55 – Incremental Salary.	step_55	Dec	8,2	#####.##	1
SL0125	Step 56 – Incremental Salary.	step_56	Dec	8,2	#####.##	1
SL0126	Step 57 – Incremental Salary.	step_57	Dec	8,2	#####.##	1
SL0127	Step 58 – Incremental Salary.	step_58	Dec	8,2	#####.##	1
SL0128	Step 59 – Incremental Salary.	step_59	Dec	8,2	#####.##	1
SL0129	Step 60 – Incremental Salary.	step_60	Dec	8,2	#####.##	1
SL0130	Step 61 – Incremental Salary.	step_61	Dec	8,2	#####.##	1
SL0131	Step 62 – Incremental Salary.	step_62	Dec	8,2	#####.##	1
SL0132	Step 63 – Incremental Salary.	step_63	Dec	8,2	#####.##	1
SL0133	Step 64 – Incremental Salary.	step_64	Dec	8,2	#####.##	1
SL0134	Step 65 – Incremental Salary.	step_65	Dec	8,2	#####.##	1
SL0135	Step 66 – Incremental Salary.	step_66	Dec	8,2	#####.##	1
SL0136	Step 67 – Incremental Salary.	step_67	Dec	8,2	#####.##	1
SL0137	Step 68 – Incremental Salary.	step_68	Dec	8,2	#####.##	1
SL0138	Step 69 – Incremental Salary.	step_69	Dec	8,2	#####.##	1
SL0139	Step 70 – Incremental Salary.	step_70	Dec	8,2	#####.##	1
SL0140	Step 71 – Incremental Salary.	step_71	Dec	8,2	#####.##	1
SL0141	Step 72 – Incremental Salary.	step_72	Dec	8,2	#####.##	1
SL0142	Step 73 – Incremental Salary.	step_73	Dec	8,2	#####.##	1
SL0143	Step 74 – Incremental Salary.	step_74	Dec	8,2	#####.##	1
SL0144	Step 75 – Incremental Salary.	step_75	Dec	8,2	#####.##	1
SL0145	Step 76 – Incremental Salary.	step_76	Dec	8,2	#####.##	1
SL0146	Step 77 – Incremental Salary.	step_77	Dec	8,2	#####.##	1
SL0147	Step 78 – Incremental Salary.	step_78	Dec	8,2	#####.##	1
SL0148	Step 79 – Incremental Salary.	step_79	Dec	8,2	#####.##	1
SL0149	Step 80 – Incremental Salary.	step_80	Dec	8,2	#####.##	1
SL0150	Step 81 – Incremental Salary.	step_81	Dec	8,2	#####.##	1
SL0151	Step 82 – Incremental Salary.	step_82	Dec	8,2	#####.##	1
SL0152	Step 83 – Incremental Salary.	step_83	Dec	8,2	#####.##	1
SL0153	Step 84 – Incremental Salary.	step_84	Dec	8,2	#####.##	1
SL0155	Step 85 – Incremental Salary.	step_85	Dec	8,2	#####.##	1
SL0156	Step 86 – Incremental Salary.	step_86	Dec	8,2	#####.##	1
SL0157	Step 87 – Incremental Salary.	step_87	Dec	8,2	#####.##	1
SL0158	Step 88 – Incremental Salary.	step_88	Dec	8,2	#####.##	1

## DATABASE SCHEMA

SL  
salrang

ID	Element	Name	Type	Size	Values	Cycle
SL0159	<b>Step 89</b> – <i>Incremental Salary.</i>	step_89	Dec	8,2	#####.##	1
SL0160	<b>Step 90</b> – <i>Incremental Salary.</i>	step_90	Dec	8,2	#####.##	1
SL0161	<b>Step 91</b> – <i>Incremental Salary.</i>	step_91	Dec	8,2	#####.##	1
SL0162	<b>Step 92</b> – <i>Incremental Salary.</i>	step_92	Dec	8,2	#####.##	1
SL0163	<b>Step 93</b> – <i>Incremental Salary.</i>	step_93	Dec	8,2	#####.##	1
SL0164	<b>Step 94</b> – <i>Incremental Salary.</i>	step_94	Dec	8,2	#####.##	1
SL0165	<b>Step 95</b> – <i>Incremental Salary.</i>	step_95	Dec	8,2	#####.##	1
SL0166	<b>Step 96</b> – <i>Incremental Salary.</i>	step_96	Dec	8,2	#####.##	1
SL0167	<b>Step 97</b> – <i>Incremental Salary.</i>	step_97	Dec	8,2	#####.##	1
SL0168	<b>Step 98</b> – <i>Incremental Salary.</i>	step_98	Dec	8,2	#####.##	1
SL0169	<b>Step 99</b> – <i>Incremental Salary.</i>	step_99	Dec	8,2	#####.##	1

## DATABASE SCHEMA

SA  
salsched

ID	Element	Name	Type	Size	Values	Cycle
	<b>Key</b>					
SA0010	<b>Fiscal Year</b> – <i>The fiscal year that this reporting cycle represents: For the 2016/2017 reporting year fy must be = 27</i>	fy	Num	2	Table	1
SA0020	<b>Cycle</b> – <i>The reporting cycle for which the data is submitted: 1 = September 30th</i>	cycle	Num	2	Table	1
SA0030	<b>LEA, District/Coop</b> – <i>Local Education Agency, the unique seven-digit number assigned by the ADE to identify individual county, district, and cooperative. The first two digits represent the county, the second two digits represent the district, and the last three digits represent the individual school, for example: 6001000 60 = Pulaski County 01 = Little Rock School District 000 = N/A (zeroes for district)</i>	lea	Alpha	7	Appendix B,D	1
SA0040	<b>Code</b> – <i>Code identifying this salary schedule.</i>	code	Alpha	10		1
	<b>Information pulled for current year salary schedule.</b>					
SA0050	<b>Description</b> – <i>Description of salary schedule.</i>	desc	Alpha	30		1
SA0060	<b>Hourly or Salary Flag</b> – <i>Schedule type flag: H (Hourly) S (Salary)</i>	hs_flag	Alpha	1		1
SA0070	<b>Maximum Number of Steps</b> – <i>Maximum of steps allowed on the schedule.</i>	max_step	Num	2	##	1
SA0080	<b>Number of Ranges</b> – <i>Number of ranges with this schedule.</i>	num_ranges	Num	3	###	1
SA0090	<b>Days Worked</b> – <i>Number of contract days in the employee's contract year.</i>	days_worked	Dec	6,2	####.##	1
SA0100	<b>Hours Per Day</b> – <i>Hours per day employee will work under this schedule.</i>	hours_day	Dec	6,2	####.##	1

## DATABASE SCHEMA

VE  
vendor

ID	Element	Name	Type	Size	Values	Cycle
	<b>Key</b>					
VE0010	<b>Fiscal Year</b> – <i>The fiscal year that this reporting cycle represents: For the 2016/2017 reporting year fy must be = 27</i>	fy	Num	2	Table	9
VE0020	<b>Cycle</b> – <i>The reporting cycle for which the data is submitted: 9 = August 31st</i>	cycle	Num	2	Table	9
VE0030	<b>LEA, District</b> – <i>Local Education Agency, the unique seven-digit number assigned by the ADE to identify individual county, district, schools, cooperatives, and vocational institutions. The first two digits represent the county, the second two digits represent the district, and the last three digits represent the individual school, for example: 6001000 60 = Pulaski County 01 = Little Rock School District 000 = N/A (zeroes for district)</i>	lea	Alpha	7	Appendix B	9
VE0040	<b>Vendor Number</b> – <i>The vendor identification number.</i>	ven_id	Alpha	8		9
	<b>ID Information</b>					
VE0050	<b>Vendor Name</b> – <i>The vendor's name</i>	ven_name	Alpha	35		9
	<b>Address, Mailing</b> – <i>The street name and building number or PO box where vendor mail is received.</i>					
VE0060	<b>Address One</b> – <i>Vendor's mailing address line one</i>	addr_1	Alpha	30		9
VE0070	<b>Address Two</b> – <i>Vendor's mailing address line two</i>	addr_2	Alpha	30		9
VE0080	<b>City</b> – <i>Vendor's mailing address city</i>	city	Alpha	20		9
VE0090	<b>State</b> – <i>Vendor's mailing address state</i>	state	Alpha	2		9
VE0100	<b>Zip</b> – <i>Vendor's mailing address zip code</i>	zip	Num	10		9
	<b>General</b>					
VE0110	<b>Vendor payment</b> – <i>Year-to-date</i>	paid_ytd	decimal	12,2		9
VE0120	<b>Vendor Type</b> – <i>The vendor in this table will be for SIP or nurses.</i>	vendor_type	Alpha	8		9

## DATABASE SCHEMA

ID	Element	Name	Type	Size	ses_provider	
					Values	Cycle
	<b>Key</b>					
SE0010	<b>Fiscal Year</b> – <i>The fiscal year that this reporting cycle represents: For the 2016/2017 reporting year fy must be = 27</i>	fy	Num	2	Table	9
SE0020	<b>Cycle</b> – <i>The reporting cycle for which the data is submitted: 9 = August 31<sup>st</sup></i>	cycle	Num	2	Table	9
SE0030	<b>LEA, District</b> – <i>Local Education Agency, the unique seven-digit number assigned by the ADE to identify individual county, district, schools, cooperatives, and vocational institutions. The first two digits represent the county, the second two digits represent the district, and the last three digits represent the individual school, for example: 6001000 60 = Pulaski County 01 = Little Rock School District 000 = N/A (zeroes for district)</i>	lea	Alpha	7	Appendix B	9
SE0040	<b>SES State-Approved Provider Code</b> – <i>A Supplemental Educational Services Provider whose application to provide services is approved for the current year can be found on the following web page <a href="http://www.apscn.org">www.apscn.org</a>.</i>	ses_code	Num	4	Table	9
	<b>General</b>					
SE0050	<b>SES State-approved Provider Name</b> – <i>A Supplemental Educational Services provider whose application to provide services is approved for the current year.</i>	ses_name	Alpha	40	Table	9
SE0060	<b>SES Expenditure</b> – <i>Payments to individual SES providers for purchased/contracted service, not including adjustments.</i>	ses_exp	Dec	16,2	##### ####.##	9
SE0070	<b>SES Revenue/Reimbursement</b> – <i>Payments received from or adjustments applied to, individual SES providers including facilities rental fees, reimbursement for security/housekeeping staff, food services, transportation, etc.</i>	ses_rev	Dec	16,2	##### ####.##	9

STATEWIDE INFORMATION SYSTEM 2016/2017

ID	Element	DATABASE SCHEMA			UP	
		Name	Type	Size	Values	Cycle
	<b>Key</b>					
UP0010	<b>Fiscal Year</b> – The fiscal year that this reporting cycle represents: For the 2016/2017 reporting year fy must be = 27	fy	Num	2	Table	9
UP0020	<b>Cycle</b> – The reporting cycle for which the data is submitted: 9 = August 31 <sup>st</sup>	cycle	Num	2	Table	9
UP0030	<b>LEA, District/Coop</b> – Local Education Agency, the unique seven-digit number assigned by the ADE to identify individual county, district, and cooperative. The first two digits represent the county, the second two digits represent the district, and the last three digits represent the individual school, for example: 6001000 60 = Pulaski County 01 = Little Rock School District 000 = N/A (zeroes for district)	lea	Alpha	7	Appendix B,D	9
	<b>Underpayments to certified personnel:</b>					
UP0040	<b>Underpayment Fiscal Year</b> – Enter the fiscal year for which the underpayment was paid.	underpymt_yr	Alpha	4		9
UP0050	<b>SSN, Staff</b> – The nine-digit Social Security number of the staff member being identified.	ssn	Alpha	9		9
UP0055	<b>State Reporting ID, Staff</b> – The unique 10-digit Triand identifier generated for the teacher by the state.	uniq_emp_id	Alpha	10	##### ##	9
UP0060	<b>Employee Salary Fund (Budget Unit Information)</b> –The fund code from which the salary is being paid. 1 = Teacher Salary 2 = Operating 3 = Building 6 = Federal 7 = Activity 8 = Food Service	emp_salfd	Alpha	1	Table	9
UP0062	<b>Source of Funds (Budget Unit Information)</b> – A three-digit number that is the second, third and fourth digits in the 16 digit budget unit that is assigned to restricted revenues to enable the revenues and expenditures to be accounted for by the specific revenue source.	emp_sof	Alpha	3		9
UP0065	<b>Function</b> – A four-digit number that is the fifth, sixth, seventh and eighth digits in the 16-digit budget unit that describes an activity being performed when a service is provided or goods are received.	emp_func	Alpha	4		9
UP0068	<b>Object</b> – A five-digit account code that is used to describe the service or commodity received as a result of the expenditure.	emp_object	Alpha	5		9
UP0069	<b>Location</b> – A three-digit number that is the ninth, tenth and eleventh digits in the 16-digit budget unit that describes the building receiving the benefit of the transaction and is determined by the last three digits of the building LEA number.	emp_location	Alpha	3		9
UP0075	<b>Program Code</b> – A program is a plan of activities and procedures designed to accomplish a predetermined objective or set of objectives. Nine broad program areas are identified in the Financial Handbook: regular education, special education, vocational education, other instructional (PK-12), non-public school, adult/continuing education, community/junior college education, community services and enterprise. The program dimension allows agencies to charge program costs, instructional and support, directly to the benefiting program. For example, special education transportation costs are classified to the support services function, transportation, even though they should be charged directly to the special education program.	prog_code	Alpha	3		9
	<b>General</b>					
UP0080	<b>Underpayment Amount</b> – The actual total amount paid for each prior fiscal year underpayment.	underpymt_amt	Dec	15,2	##### ###,##	9



## DATABASE SCHEMA

AE  
equitycomp

ID	Element	Name	Type	Size	Values	Cycle
	<b>Key</b>					
AE0010	<b>Fiscal Year</b> – The fiscal year that this reporting cycle represents: For the 2016/2017 reporting year fy must be = 27	fy	Num	2	Table	2
AE0020	<b>Cycle</b> – The reporting cycle for which the data is submitted: 2 = October 15 <sup>th</sup>	cycle	Num	2	Table	2
AE0030	<b>LEA, District</b> – Local Education Agency, the unique seven-digit number assigned by the ADE to identify individual county, district, schools, cooperatives, and vocational institutions. The first two digits represent the county, the second two digits represent the district, and the last three digits represent the individual school, for example: 6001000 60 = Pulaski County 01 = Little Rock School District 000 = N/A (zeroes for district)	lea	Alpha	7	Appendix B	2
	<b>General</b>					
AE0155	<b>Equity Self-Evaluation Process</b> – Is there a district Equity Self-Evaluation process used annually to determine if the district complies with Standard I, Civil Rights Laws of 1964, Title VI, Title IX and Section 504?	self_eval	Alpha	1	Y/N	2
AE0160	<b>Non-discrimination Policy</b> – Is the district's non-discrimination policy posted in <b>all</b> of the district's facilities and included in <b>all</b> handbooks, application forms, recruitment materials and public media?	non_discrim	Alpha	1	Y/N	2
AE0165	<b>Alleviate Inequities</b> – Are strategies to alleviate inequities included in the school improvement plans, and do these strategies comply with state and federal regulations?	allev_inequ	Alpha	1	Y/N	2
AE0170	<b>Diversity of District</b> – Do <b>all</b> committees and staff reflect the diversity of the district's population?	diversity_dist	Alpha	1	Y/N	2
AE0175	<b>Staff Development</b> – Is staff development needed for a better understanding of state and federal regulations?	staff_dev	Alpha	1	Y/N	2
AE0180	<b>Equitable Access</b> – Does the district have a plan to ensure equal access to education (including Advanced Courses), athletic programs and school activities for all students despite race, color, national origin, disability, sex and age.	equitable_access	Alpha	1	Y/N	2

## DATABASE SCHEMA

ID	Element	Name	Type	Size	Values	Cycle
	<b>Key</b>					
AD0010	<b>Fiscal Year</b> – The fiscal year that this reporting cycle represents: For the 2016/2017 reporting year fy must be = 27	fy	Num	2	Table	2
AD0020	<b>Cycle</b> – The reporting cycle for which the data is submitted: 2 = October 15 <sup>th</sup>	cycle	Num	2	Table	2
AD0030	<b>LEA, District</b> – Local Education Agency, the unique seven-digit number assigned by the ADE to identify individual county, district, schools, cooperatives, and vocational institutions. The first two digits represent the county, the second two digits represent the district, and the last three digits represent the individual school, for example: 6001000 60 = Pulaski County 01 = Little Rock School District 000 = N/A (zeroes for district)	lea	Alpha	7	Appendix B	2
	<b>General</b>					
	<b>Section 504 of the Rehabilitation Act of 1973, and the Americans with Disabilities Act of 1991, states: "No otherwise qualified handicapped individuals...shall, solely by reason of their handicap, be excluded from participation in, be denied the benefit of or be subjected to discrimination under any program or activity receiving federal financial assistance."</b>					
AD0155	<b>Non-Discrimination</b> – Does the district comply with notice of non-discrimination? Standard 1 (6.01)	non_discrim	Alpha	1	Y/N	2
AD0160	<b>Equal Education Opportunities</b> – Does the district provide appropriate provisions for children who have been identified with disabling conditions under Section 504, to ensure equal educational opportunities?	equal_edu	Alpha	1	Y/N	2
AD0165	<b>Equitable Access</b> – Has the district taken appropriate steps to notify students, parents and the general public of its duty to assure equitable access to educational programs?	equit_access	Alpha	1	Y/N	2
AD0170	<b>Notification of Rights</b> – Are appropriate steps taken to notify parents, guardians and students of their rights, as required by Section 504 Regulations?	notify_rights	Alpha	1	Y/N	2
AD0175	<b>Child-find</b> – Is Child-find in place to identify students with disabilities who do not qualify for services under the Individuals with Disabilities Education Act?	child_find	Alpha	1	Y/N	2
AD0180	<b>Modifications and Accommodations</b> – Are modifications and accommodations for Section 504 students developed in compliance with regulations?	mod_accom	Alpha	1	Y/N	2

## DATABASE SCHEMA

GE  
genderequity

ID	Element	Name	Type	Size	Values	Cycle
	<b>Key</b>					
GE0010	<b>Fiscal Year</b> – <i>The fiscal year that this reporting cycle represents: For the 2016/2017 reporting year fy must be = 27</i>	fy	Num	2	Table	2
GE0020	<b>Cycle</b> – <i>The reporting cycle for which the data is submitted: 2 = October 15<sup>th</sup></i>	cycle	Num	2	Table	2
GE0030	<b>LEA, District</b> – <i>Local Education Agency, the unique seven-digit number assigned by the ADE to identify individual county, district, schools, cooperatives, and vocational institutions. The first two digits represent the county, the second two digits represent the district, and the last three digits represent the individual school, for example: 6001000 60 = Pulaski County 01 = Little Rock School District 000 = N/A (zeroes for district)</i>	lea	Alpha	7	Appendix B	2
	<b>General</b>					
	<b>Title IX of the Education Amendments of 1972 states: "No person...shall, on the basis of sex, be excluded from participation in, be denied the benefit of or be subject to discrimination under any education program or activity receiving Federal Financial Assistance." The Civil Rights Act of 1964 prohibits discrimination on the basis of sex in education programs and activities receiving federal assistance</b>					
GE0155	<b>District Policy</b> – <i>Does the district have a specific policy to protect students and staff from harassment?</i>	dis_policy	Alpha	1	Y/N	2
GE0160	<b>Notification Method</b> – <i>Does the district's policy contain the minimum elements of a definition and prescribed methods of notifying people?</i>	notif_method	Alpha	1	Y/N	2
GE0165	<b>Reference to Harassment</b> – <i>Are there references to harassment in the district's student handbook and the employee's handbook?</i>	ref_harrass	Alpha	1	Y/N	2
GE0170	<b>Grievance Procedure</b> – <i>Does the district have a grievance procedure to handle complaints about harassment and to monitor its effectiveness?</i>	griev_proc	Alpha	1	Y/N	2
GE0175	<b>Distribution Procedure</b> – <i>Has information about the grievance procedure been distributed to students and employees?</i>	griev_proc_dist	Alpha	1	Y/N	2
GE0180	<b>Posted Notification</b> – <i>Is the name, address and phone number of your Equity Coordinator posted in a visible place in each building?</i>	posted_notif	Alpha	1	Y/N	2

## STATEWIDE INFORMATION SYSTEM 2016/2017

## DATABASE SCHEMA

NO  
natorigin

ID	Element	Name	Type	Size	Values	Cycle
	<b>Key</b>					
NO0010	<b>Fiscal Year</b> – <i>The fiscal year that this reporting cycle represents: For the 2016/2017 reporting year fy must be = 27</i>	fy	Num	2	Table	2
NO0020	<b>Cycle</b> – <i>The reporting cycle for which the data is submitted: 2 = October 15<sup>th</sup></i>	cycle	Num	2	Table	2
NO0030	<b>LEA, District</b> – <i>Local Education Agency, the unique seven-digit number assigned by the ADE to identify individual county, district, schools, cooperatives, and vocational institutions. The first two digits represent the county, the second two digits represent the district, and the last three digits represent the individual school, for example: 6001000 60 = Pulaski County 01 = Little Rock School District 000 = N/A (zeroes for district)</i>	lea	Alpha	7	Appendix B	2
	<b>General</b>					
	Title VI of the Civil Rights Act of 1964 (42 U.S.C. Sec. 200d.et seq.) requires that: "No person in the United States shall, on the grounds of race, color or national origin be excluded from participation in, be denied the benefit of, or be subjected to discrimination under any program or activity receiving financial assistance." Under Title VI, financial recipients are required to provide LEP individuals with "meaningful access" to programs and services in order to overcome language barriers.					
NO0155	<b>Student Participation</b> – <i>Does the district have in place, a process that ensures that students of all national origins are provided opportunity for full participation in the full life of the school, including all academic services, counseling, extra-curriculum student activities, and placement in gifted and talented programs, advanced placement and honors courses.</i>	stud_partic	Alpha	1	Y/N	2
NO0160	<b>Limited English Proficiency Assessment</b> – <i>Has the district identified language minority students, assessed the level of English proficiency, and provided all Limited English Proficient (LEP) students with an educational program that develops English skills and provides for appropriate, understandable content and subject matter instruction?</i>	lep_assess	Alpha	1	Y/N	2
NO0165	<b>Staff Training</b> – <i>Does the district ensure that staff training, curriculum materials, and evaluation procedures are appropriate for teachers of LEP students?</i>	staff_train	Alpha	1	Y/N	2
NO0170	<b>Inappropriate Placement</b> – <i>Does the district ensure that LEP students are not inappropriately placed in special education classes solely due to their inability to speak and understand English?</i>	inappro_placem	Alpha	1	Y/N	2
NO0175	<b>Parents Who Are Not Proficient in English</b> – <i>Does the district ensure that parents who are not proficient in English are provided with appropriately translated, comprehensible and sufficient information about all school activities?</i>	ensure_suff_info	Alpha	1	Y/N	2
NO0180	<b>Modification of Programs</b> – <i>Does the district take steps to modify a program for LEP students when that program proves not to be effective?</i>	modif_prgms	Alpha	1	Y/N	2

## STATEWIDE INFORMATION SYSTEM 2016/2017

## DATABASE SCHEMA

RE  
raceequity

ID	Element	Name	Type	Size	Values	Cycle
	<b>Key</b>					
RE0010	<b>Fiscal Year</b> – The fiscal year that this reporting cycle represents: <i>For the 2016/2017 reporting year fy must be = 27</i>	fy	Num	2	Table	2
RE0020	<b>Cycle</b> – The reporting cycle for which the data is submitted: <b>2 = October 15<sup>th</sup></b>	cycle	Num	2	Table	2
RE0030	<b>LEA, District</b> – Local Education Agency, the unique seven-digit number assigned by the ADE to identify individual county, district, schools, cooperatives, and vocational institutions. The first two digits represent the county, the second two digits represent the district, and the last three digits represent the individual school, for example: 6001000 60 = Pulaski County 01 = Little Rock School District 000 = N/A (zeroes for district)	lea	Alpha	7	Appendix B	2
	<b>General</b>					
	<b>Title VI of the Civil Rights Act of 1964 states: "No person in the United States shall, on the grounds of race, color or national origin be excluded from participation in, be denied the benefits of or be otherwise subjected to discrimination under any program or activity receiving federal financial assistance."</b>					
RE0155	<b>Local Resolution</b> – Does the district have board adopted grievance procedures that encourage local resolution of problems rather than resorting to the formal civil rights complaints procedure?	local_resolu	Alpha	1	Y/N	2
RE0160	<b>Grievance Procedure</b> – Does the district distribute its grievance procedure to the students, parents and the general public annually?	griev_proc	Alpha	1	Y/N	2
RE0165	<b>Denied Equitable Access</b> – Is there a district policy and procedure which ensures that no student is denied equitable access to instructional services, transportation, student activities, facilities, honors and awards, learning materials, guidance and counseling, and curriculum and instruction?	equit_access	Alpha	1	Y/N	2
RE0170	<b>Parental Involvement</b> – Does the district utilize a variety of methods to encourage all identifiable groups of parents to become involved in school functions?	paren_involv	Alpha	1	Y/N	2
RE0180	<b>Resource Material</b> – Are all resources and material – books, speakers, etc. – selected to accommodate the diversity of the student population?	resour_mat	Alpha	1	Y/N	2

## DATABASE SCHEMA

FB  
fac\_build

ID	Element	Name	Type	Size	Values	Cycle
	<b>Key</b>					
FB0010	<b>Fiscal Year</b> – <i>The fiscal year that this reporting cycle represents: For the 2016/2017 reporting year fy must be = 27</i>	fy	Num	2	Table	7
FB0020	<b>Cycle</b> – <i>The reporting cycle for which the data is submitted: 7 = June 15<sup>th</sup></i>	cycle	Num	2	Table	7
FB0030	<b>LEA, District/Coop</b> – <i>Local Education Agency, the unique seven-digit number assigned by the ADE to identify individual county, district, and cooperative. The first two digits represent the county, the second two digits represent the district, and the last three digits represent the individual school, for example: 6001000 60 = Pulaski County 01 = Little Rock School District 000 = N/A (zeroes for district)</i>	lea	Alpha	7	Appendix B,D	7
FB0040	<b>Building ID Number, Local</b> – <i>The unique building number locally assigned to each individual building within the district. For example: 01, 02, 03, 04, ... Elem01, Elem02, JrHigh01...</i>	id	Alpha	10		7
	<b>General Information</b>					
FB0100	<b>Primary Use</b> – <i>The primary educational use of the building as best described by one of the following: 01 = K-12 Comprehensive                      12 = Fine Arts 02 = Kindergarten/Pre-School                13 = Gymnasium 03 = Elementary or Primary                    14 = Cafeteria 04 = Middle School                                15 = Physical Education 05 = Junior High School                         16 = Multi-Purpose 06 = Senior High School                         17 = Administrative 07 = Science                                         18 = Transportation Fac 08 = Vocational                                     19 = Field House 09 = Special Education                         20 = Adult Education 10 = Music/Band                                    21 = Maint/Storage 11 = Library/Media Center                       22 = Community Activity     23 = Abandoned</i>	primary_use	Num	2	Table	7
FB0150	<b>Grade Level, Low</b> – <i>The number representing the lowest grade taught in the building. One of the following codes must be used: P = Pre-School                      06 = 6<sup>th</sup> Grade K = Kindergarten                    07 = 7<sup>th</sup> Grade 01 = 1<sup>st</sup> Grade                        08 = 8<sup>th</sup> Grade 02 = 2<sup>nd</sup> Grade                        09 = 9<sup>th</sup> Grade 03 = 3<sup>rd</sup> Grade                        10 = 10<sup>th</sup> Grade 04 = 4<sup>th</sup> Grade                        11 = 11<sup>th</sup> Grade 05 = 5<sup>th</sup> Grade                        12 = 12<sup>th</sup> Grade</i>	grade_low	Alpha	2	Table	7
FB0160	<b>Grade Level, High</b> – <i>The number representing the highest grade taught in the building. See the preceding list of values.</i>	grade_high	Alpha	2	Table	7
FB0280	<b>Wired for Internet</b> – <i>Enter the number of rooms within this building that is wired for accessibility to the Internet.</i>	internet_conn	Num	3		7
FB0285	<b>Type of Internet Service</b> – <i>The type of Internet service available in the building. One of the following codes must be used: 01 = Dial Up 02 – High Speed (Includes Wireless) 03 = None</i>	type_serv	Alpha	2	Table	7
FB0290	<b>Computer Stations</b> – <i>The total number of instructional computer stations. The unduplicated number of computer stations available to students for instruction (classrooms, media center, media cart computers moved from one class to another).</i>	comp_stations	Num	3		7

## DATABASE SCHEMA

FB  
fac\_build

ID	Element	Name	Type	Size	Values	Cycle
FB0300	<b>Multimedia Computer Stations</b> – Enter the number of instructional computer stations located within the building that have multimedia computers i.e. computers that have sound cards, speakers, and CD ROMS.	multimed_stations	Num	3		7
FB0305	<b>Other Devices</b> – The total number of equipment such as smart phones, portable media players, and other Internet mobile devices; interactive tablets; netbooks; e-book tools; and all other devices that can connect to the Internet for instructional purposes.	other_devices	Num	4		7
FB0310	<b>Instructional Classrooms</b> – Enter the number of rooms within the building that are used primarily for instructional purposes i.e. more than 50% of the occupied time.	inst_classroom	Num	3		7

## DATABASE SCHEMA

GR  
graduate

ID	Element	Name	Type	Size	Values	Cycle
	<b>Key</b>					
GR0010	<b>Fiscal Year</b> – The fiscal year that this reporting cycle represents: For the 2016/2017 reporting year fy must be = 27	fy	Num	2	Table	9
GR0020	<b>Cycle</b> – The reporting cycle for which the data is submitted: <b>9 = August 31<sup>st</sup></b>	cycle	Num	2	Table	9
GR0030	<b>LEA, School</b> – Local Education Agency, the unique seven-digit number assigned by the ADE to identify individual county, district, schools, cooperatives, and vocational institutions. The first two digits represent the county, the second two digits represent the district, and the last three digits represent the individual school, for example: 6001002 60 = Pulaski County 01 = Little Rock School District 002 = Hall High School	lea	Alpha	7	Appendix C	9
GR0040	<b>SSN, Student</b> – The nine-digit Social Security number of the student. If a student's SSN cannot be obtained then the ADE assigned number as required by Arkansas Code Ann. 6-18-208 should be used.	ssn	Alpha	9		9
	<b>General</b>					
GR0045	<b>State Reporting ID</b> – The unique 10-digit Triand identifier generated for the student by the state.	uniq_stu_id	Alpha	10	#####	9
	<b>Student Name</b>					
GR0046	<b>First Name</b> – The student's first name.	fname	Alpha	20		9
GR0047	<b>Middle Name</b> – The student's middle name.	mname	Alpha	15		9
GR0048	<b>Last Name</b> – The student's last name.	lname	Alpha	25		9
GR0050	<b>Race</b> – The general racial or ethnic heritage with which the individual most identifies from the following codes. Y in more than one combination will be considered 2 or more races. YNNNNN = Hispanic NYNNNN = Native American/Alaskan Native NNYNNN = Asian NNNYNN = Black/African American NNNNYN = Native Hawaiian/Pacific Islander NNNNNY = White	race_ethnic	Alpha	6	NNNNNN	9
GR0060	<b>Gender</b> – The sexual classification of the student. M = Male F = Female	gender	Alpha	1	Table	9
GR0065	<b>Date, Birth</b> – The student's date of birth.	birth_date	Date	8	MMDD YYYY	9
GR0070	<b>Date, Graduation</b> – The date the student receives formal recognition for the successful completion of a prescribed program of studies. (Must be a valid date greater than 08/01 of the previous year.)	grad_date	Date	8	MMDD YYYY	9
GR0080	<b>Class Rank</b> – The student's class ranking at the time of graduation based on the number of students in the class.	class_rank	Num	3		9
GR0090	<b>Age, Graduation</b> – The actual age of the student at the time of graduation.	age_grad	Num	2		9
GR0095	<b>Student Data</b> – Enter the appropriate code designating student status at the time of graduation.. RG =Regular Student SP = Special Education Student	stu_data	Alpha	2	Table	9



## DATABASE SCHEMA

JA  
jobassgn

ID	Element	Name	Type	Size	Values	Cycle
	<b>Key</b>					
JA0010	<b>Fiscal Year</b> – The fiscal year that this reporting cycle represents: For the 2016/2017 reporting year fy must be = 27	fy	Num	2	Table	2,6
JA0020	<b>Cycle</b> – The reporting cycle for which the data is submitted: 2 = October 15 <sup>th</sup> 6 = April 15 <sup>th</sup>	cycle	Num	2	Table	2,6
JA0030	<b>LEA, School or District</b> – Local Education Agency, the unique seven-digit number assigned by the ADE to identify individual county, district, schools, cooperatives, and vocational institutions. The first two digits represent the county, the second two digits represent the district, and the last three digits represent the individual school, for example: 6001002 60 = Pulaski County 01 = Little Rock School District 002 = Hall High School (all zeroes for district employees)	lea	Alpha	7	Appendix B,C	2,6
JA0040	<b>SSN, Staff</b> – The nine-digit Social Security number of the staff member being identified.	ssn	Alpha	9	#####	2,6
JA0050	<b>State Reporting ID, Staff</b> – The unique 10-digit Triand identifier generated for the teacher by the state.	uniq_emp_id	Alpha	10		2,6
JA0055	<b>Job Code</b> – Number assigned by the ADE to each job assignment performed by a staff person.	job_code	Alpha	6	Appendix F,G,I	2,6
	<b>General</b>					
JA0060	<b>Paraprofessional Qualification</b> – If the job code is for Classified Personnel (listed below) and the individual works in an instructional capacity with students in a Title I School Wide School or with Title I identified students in a Targeted Assistance School, does the employee meet No Child Left Behind (NCLB) paraprofessional qualification standards? Districts are required to have evidence for any of the 'yes' items #1-4, 7 1= Yes, HQ by passing the Praxis Examination for Paraprofessionals (758 & 762) 2 = Yes, HQ by having sixty (60) college/university hours on a Transcript (758 & 762) 3 = Yes, HQ by having has an Associate's Degree (AA) (758 & 762) 4 = Yes, HQ by having a Bachelor's Degree (BA or BS) (758 & 762) 5 = No, Not a highly qualified paraprofessional (758 & 762) 6 = Not Applicable, (This category only applies if 100% of the paraprofessional's duties are in the lunchroom, on the playground, or as a health care/personal care provider for a special needs student.) 760 7 = Yes, HQ the para-professional only works in the preschool And has a CDA license.	paraprof_qual	Alpha	1	Table	2,6
JA0070	<b>FTE</b> – The Full Time Equivalence (FTE) for all classified and certified positions that do not require a student count. The FTE must be greater than 0.00	fte	Dec	3,2	###	2,6

## DATABASE SCHEMA

ID	Element	Name	Type	Size	Values	Cycle
	<b>Key</b>					
MD0010	<b>Fiscal Year</b> – The fiscal year that this reporting cycle represents: For the 2016/2017 reporting year fy must be = 27	fy	Num	2	Table	7
MD0020	<b>Cycle</b> – The reporting cycle for which the data is submitted: 7 = June 15 <sup>th</sup>	cycle	Num	2	Table	7
MD0030	<b>LEA, District</b> – Local Education Agency, the unique seven-digit number assigned by the ADE to identify individual county, district, and cooperative. The first two digits represent the county, the second two digits represent the district, and the last three digits represent the individual school, for example: 6001000 60 = Pulaski County 01 = Little Rock School District 000 = N/A (zeroes for district)	lea	Alpha	7	Appendix C	7
MD0040	<b>SSN, Student</b> – The nine-digit Social Security number of the student. If a student's SSN cannot be obtained, then the ADE assigned number as required by Arkansas Code Ann. 6-18-208 should be used.	ssn	Alpha	9	xxxxxxxxx	7
MD0050	<b>State Reporting ID</b> – The unique 10-digit Triand identifier generated for the student by the state.	uniq_stu_id	Alpha	10	#####	7
MD0060	<b>Grade Level</b> – The grade level in which the student is currently enrolled: K = Kindergarten            08 = 8 <sup>th</sup> Grade 01 = 1 <sup>st</sup> Grade                09 = 9 <sup>th</sup> Grade 02 = 2 <sup>nd</sup> Grade               10 = 10 <sup>th</sup> Grade 03 = 3 <sup>rd</sup> Grade                11 = 11 <sup>th</sup> Grade 04 = 4 <sup>th</sup> Grade                12 = 12 <sup>th</sup> Grade 05 = 5 <sup>th</sup> Grade                EE = Non-Graded Elementary 06 = 6 <sup>th</sup> Grade                SM = Non-Graded Middle/Jr. 07 = 7 <sup>th</sup> Grade                SS = Non-Graded Secondary	grade_level	Alpha	2	Table	7
	<b>General</b>					
MD0080	<b>Receiving Therapy</b> – Enter 'yes' if the student is receiving Dyslexia therapy or 'no' if the student is not receiving Dyslexia therapy.	receiving_therapy	Alpha	1	Y/N	7

## DATABASE SCHEMA

MH  
medical\_hearing

ID	Element	Name	Type	Size	Values	Cycle
	<b>Key</b>					
MH0010	<b>Fiscal Year</b> – The fiscal year that this reporting cycle represents: For the 2016/2017 reporting year fy must be = 27	fy	Num	2	Table	7
MH0020	<b>Cycle</b> – The reporting cycle for which the data is submitted: 7 = June 15 <sup>th</sup>	cycle	Num	2	Table	7
MH0030	<b>LEA, District</b> – Local Education Agency, the unique seven-digit number assigned by the ADE to identify individual county, district, schools, cooperatives, and vocational institutions. The first two digits represent the county, the second two digits represent the district, and the last three digits represent the individual school, for example: 6001000 60 = Pulaski County 01 = Little Rock School District 000 = N/A (zeroes for district)	lea	Alpha	7	Appendix B	7
MH0040	<b>SSN, Student</b> – The nine-digit Social Security number of the student. If a student's SSN cannot be obtained, then the ADE assigned number as required by Arkansas Code Ann. 6-18-208 should be used.	ssn	Alpha	9	xxxxxxxxx	7
MH0041	<b>State Reporting ID</b> – The unique 10-digit Triand identifier generated for the student by the state.	uniq_stu_id	Alpha	10	#####	7
MH0042	<b>Grade Level</b> – The grade level in which the student is currently enrolled: P = Pre-School                    08 = 8 <sup>th</sup> Grade K = Kindergarten                09 = 9 <sup>th</sup> Grade 01 = 1 <sup>st</sup> Grade                    10 = 10 <sup>th</sup> Grade 02 = 2 <sup>nd</sup> Grade                   11 = 11 <sup>th</sup> Grade 03 = 3 <sup>rd</sup> Grade                   12 = 12 <sup>th</sup> Grade 04 = 4 <sup>th</sup> Grade                   EE = Non-Graded Elementary 05 = 5 <sup>th</sup> Grade                   SM = Non-Graded Middle/Jr. 06 = 6 <sup>th</sup> Grade                   SS = Non-Graded Secondary 07 = 7 <sup>th</sup> Grade	grade_level	Alpha	2	Table	7
	<b>General</b>					
MH0060	<b>Screening Date</b> – The date of the student's hearing screening.	screen_date	Date	8	MMDD YYYY	7
MH0065	<b>Right Ear</b> – Hearing test results for the right ear.	right_ear	Alpha	1	P/F/N	7
MH0070	<b>Left Ear</b> – Hearing test results for the left ear.	left_ear	Alpha	1	P/F/N	7
MH0100	<b>Referral</b> – Referred to an healthcare professional because of failed screening. P = Physician S = School Nurse U = Audiologist NA = Not Applicable	Referral	Alpha	2	Table	7
MH0110	<b>Follow-up</b> – The follow-up of the screening or referral. R = Refuse Referral T = Re-Screened N = Normal Exam J = Treatment X = Left District I = In Process NA = Not Applicable	follow_up	Alpha	2	Table	7

## DATABASE SCHEMA

MI  
medical\_immun

ID	Element	Name	Type	Size	Values	Cycle
	<b>Key</b>					
MI0010	<b>Fiscal Year</b> – The fiscal year that this reporting cycle represents: For the 2016/2017 reporting year fy must be = 27	fy	Num	2	Table	3
MI0020	<b>Cycle</b> – The reporting cycle for which the data is submitted: 3 = November 15 <sup>th</sup>	cycle	Num	2	Table	3
MI0030	<b>LEA, School</b> – Local Education Agency, the unique seven-digit number assigned by the ADE to identify individual county, district, schools, cooperatives, and vocational institutions. The first two digits represent the county, the second two digits represent the district, and the last three digits represent the individual school, for example: 6001002 60 = Pulaski County 01 = Little Rock School District 002 = Hall High School	lea	Alpha	7	Appendix C	3
MI0040	<b>SSN, Student</b> – The nine-digit Social Security number of the student. If a student's SSN cannot be obtained, then the ADE assigned number as required by Arkansas Code Ann. 6-18-208 should be used. This number should remain the same throughout the student's school career.	ssn	Alpha	9	#####	3
MI0050	<b>State Reporting ID</b> – The unique 10-digit Triand identifier generated for the student by the state.	uniq_stu_id	Alpha	10	#####	3
MI0055	<b>Grade Level</b> – The grade level in which the student is currently enrolled: we are currently collecting grades K and 7. P = Pre-School            08 = 8 <sup>th</sup> Grade K = Kindergarten        09 = 9 <sup>th</sup> Grade 01 = 1 <sup>st</sup> Grade            10 = 10 <sup>th</sup> Grade 02 = 2 <sup>nd</sup> Grade          11 = 11 <sup>th</sup> Grade 03 = 3 <sup>rd</sup> Grade            12 = 12 <sup>th</sup> Grade 04 = 4 <sup>th</sup> Grade            EE = Non-Graded Elementary 05 = 5 <sup>th</sup> Grade            SM = Non-Graded Middle/Jr. 06 = 6 <sup>th</sup> Grade            SS = Non-Graded Secondary 07 = 7 <sup>th</sup> Grade	grade_level	Alpha	2	Table	3
	<b>General</b>					
MI0060	<b>Immunization Code</b> – The type of immunization administered. Options: DTap HepB HPV MCV4 Measles Mumps IPV/OPV Rubella Tdap Varicella	immune_code	Alpha	10	Table	3
MI0070	<b>Immunization Exemption Code</b> – The type of exemption a student may have excusing the student from an immunization. Options: M = Medical P = Philosophical R = Religious N = Not Applicable	immune_exmpt	Alpha	1	Table	3
MI0080	<b>Immunization Code Date</b> – The Date this immunization was given.	immune_date	Date	8	MMDDYYYY	3

## DATABASE SCHEMA

MI  
medical\_immun

ID	Element	Name	Type	Size	Values	Cycle
MI0090	<b>Had Disease</b> – <i>This field is pulled when a student has actually had the disease for which immunizations have been given. (Currently only Varicella is being extracted.)</i>	had_disease	Alpha	1	Y/N	3

## STATEWIDE INFORMATION SYSTEM 2016/2017

ID	Element	DATABASE SCHEMA			MS medical_scoliosis	
		Name	Type	Size	Values	Cycle
	<b>Key</b>					
MS0010	<b>Fiscal Year</b> – The fiscal year that this reporting cycle represents: For the 2016/2017 reporting year fy must be = 27	fy	Num	2	Table	7
MS0020	<b>Cycle</b> – The reporting cycle for which the data is submitted: 7 = June 15 <sup>th</sup>	cycle	Num	2	Table	7
MS0030	<b>LEA, District</b> – Local Education Agency, the unique seven-digit number assigned by the ADE to identify individual county, district, schools, cooperatives, and vocational institutions. The first two digits represent the county, the second two digits represent the district, and the last three digits represent the individual school, for example: 6001000 60 = Pulaski County 01 = Little Rock School District 000 = N/A (zeroes for district)	lea	Alpha	7	Appendix B	7
MS0040	<b>SSN, Student</b> – The nine-digit Social Security number of the student. If a student's SSN cannot be obtained, then the ADE assigned number as required by Arkansas Code Ann. 6-18-208 should be used.	ssn	Alpha	9		7
MS0041	<b>State Reporting ID</b> – The unique 10-digit Triand identifier generated for the student by the state.	uniq_stu_id	Alpha	10	#####	7
MS0042	<b>Grade Level</b> – The grade level in which the student is currently enrolled: P = Pre-School                      08 = 8 <sup>th</sup> Grade K = Kindergarten                    09 = 9 <sup>th</sup> Grade 01 = 1 <sup>st</sup> Grade                        10 = 10 <sup>th</sup> Grade 02 = 2 <sup>nd</sup> Grade                        11 = 11 <sup>th</sup> Grade 03 = 3 <sup>rd</sup> Grade                        12 = 12 <sup>th</sup> Grade 04 = 4 <sup>th</sup> Grade                        EE = Non-Graded Elementary 05 = 5 <sup>th</sup> Grade                        SM = Non-Graded Middle/Jr. 06 = 6 <sup>th</sup> Grade                        SS = Non-Graded Secondary 07 = 7 <sup>th</sup> Grade	grade_level	Alpha	2	Table	7
MS0045	<b>Status</b> – The presents or absence of scoliosis. The possible outcomes of the test are Pass or Fail.	scoliosis_status	Alpha	1	P/F	7
	<b>General</b>					
MS0060	<b>Screening Date</b> – Date of initial scoliosis screening.	screen_date	Date	8	MMDD YYYY	7
MS0100	<b>Referral</b> – Referred to an healthcare professional because of failed screening. P = Physician S = School Nurse G = Guardian O = Orthopedic Physician NA = Not Applicable	referral	Alpha	2	Table	7
MS0110	<b>Follow-up</b> – The follow-up of the screening or referral. R = Refuse Referral T = Re-Screened N = Normal Exam J = Treatment X = Left District I = In Process NA = Not Applicable	follow_up	Alpha	2	Table	7

## DATABASE SCHEMA

medical\_vision

ID	Element	Name	Type	Size	Values	Cycle
	<b>Key</b>					
MV0010	<b>Fiscal Year</b> – The fiscal year that this reporting cycle represents: For the 2016/2017 reporting year fy must be = 27	fy	Num	2	Table	3,6
MV0020	<b>Cycle</b> – The reporting cycle for which the data is submitted: <b>3 = November 15th</b> <b>6 = April 15<sup>th</sup></b>	cycle	Num	2	Table	3,6
MV0030	<b>LEA, District</b> – Local Education Agency, the unique seven-digit number assigned by the ADE to identify individual county, district, schools, cooperatives, and vocational institutions. The first two digits represent the county, the second two digits represent the district, and the last three digits represent the individual school, for example: 6001000 60 = Pulaski County 01 = Little Rock School District 000 = N/A (zeroes for district)	lea	Alpha	7	Appendix B	3,6
MV0040	<b>SSN, Student</b> – The nine-digit Social Security number of the student. If a student's SSN cannot be obtained, then the ADE assigned number as required by Arkansas Code Ann. 6-18-208 should be used.	ssn	Alpha	9		3,6
MV0041	<b>State Reporting ID</b> – The unique 10-digit Triand identifier generated for the student by the state.	uniq_stu_id	Alpha	10	#####	3,6
MV0042	<b>Grade Level</b> – The grade level in which the student is currently enrolled: P = Pre-School            08 = 8 <sup>th</sup> Grade K = Kindergarten        09 = 9 <sup>th</sup> Grade 01 = 1 <sup>st</sup> Grade            10 = 10 <sup>th</sup> Grade 02 = 2 <sup>nd</sup> Grade            11 = 11 <sup>th</sup> Grade 03 = 3 <sup>rd</sup> Grade            12 = 12 <sup>th</sup> Grade 04 = 4 <sup>th</sup> Grade            EE = Non-Graded Elementary 05 = 5 <sup>th</sup> Grade            SM = Non-Graded Middle/Jr. 06 = 6 <sup>th</sup> Grade            SS = Non-Graded Secondary 07 = 7 <sup>th</sup> Grade	grade_level	Alpha	2	Table	3,6
	<b>General</b>					
MV0060	<b>Screening Date</b> – Date of initial vision screening.	screen_date	Date	8	MMDD YYYY	3,6
MV0062	<b>External Exam</b> – Any obvious anomaly of the eyes.	ext_exam	Alpha	1	P/F/N	3,6
MV0063	<b>Vision 20</b> – Distance visual acuity screening using a Snellen Eye Chart at 20 feet.	vision20	Alpha	1	P/F/N	3,6
MV0066	<b>Colorblind</b> – The lack of perceptual sensitivity to certain colors.	colorblind	Alpha	1	P/F/N	3,6
MV0073	<b>Fusion Far</b> – The binocularity of vision at far.	fusion_far	Alpha	1	P/F/N	3,6
MV0075	<b>Fusion Near</b> – The binocularity of vision near.	fusion	Alpha	1	P/F/N	3,6
MV0085	<b>Lateral MB Near</b> – The Lateral muscle balance at near.	lat_mb	Alpha	1	P/F/N	3,6
MV0086	<b>Lateral MB Far</b> – The lateral muscle balance at far.	lateral_far	Alpha		P/F/N	3,6
MV0090	<b>Vertical MB Far</b> – Vertical muscle balance at far only.	ver_mb	Alpha	1	P/F/N	3,6
MV0095	<b>Plus 2 Lens</b> – A plus lens visual acuity screening test using a Snellen Eye Chart at twenty feet (20') or an age or developmentally appropriate chart at ten feet (10').	plus2_len	Alpha	1	P/F/N	3,6
MV0100	<b>Referral</b> – Referred to an eye care professional because of failed screening. P = Physician E = Eye Doctor S = School Nurse G = Guardian NA = Not Applicable	referral	Alpha	2	Table	3,6

## DATABASE SCHEMA

medical\_vision

ID	Element	Name	Type	Size	Values	Cycle
MV0110	<b>Follow-up</b> – <i>The follow-up of the screening or referral.</i> R = Refuse Referral T = Re-Screened L = Lens Prescribed N = Normal Exam J = Treatment A = Abex No Lens X = Left District I = In Process NA = Not Applicable	follow_up	Alpha	2	Table	3,6



ID	Element	Name	Type	Size	Values	Cycle
	<b>Key</b>					
PS0010	<b>Fiscal Year</b> – The fiscal year that this reporting cycle represents: For the 2016/2017 reporting year fy must be = 27	fy	Num	2	Table	6
PS0020	<b>Cycle</b> – The reporting cycle for which the data is submitted: <b>6 = April 15<sup>th</sup></b>	cycle	Num	2	Table	6
PS0030	<b>LEA, District</b> – Local Education Agency, the unique seven-digit number assigned by the ADE to identify individual districts. The first two digits represent the county, the second two digits represent the district, and the last three digits represent the individual school, for example: 6001000 60 = Pulaski County 01 = Little Rock School District 000 = N/A (zeroes for district)	lea	Alpha	7	Appendix B	6
PS0031	<b>School Name Code</b> – The code represents the name of private school and ties the Private School Table to the Private School Title I Table. See (Appendix M) for the list of codes.	sch_code	Alpha	6	Appendix M	6
	<b>Private School Name and Administration Information</b> – Any entity organized, as a school for the purpose of providing educational services and instruction that is not considered a public school or public school district.					
PS0035	<b>School Name</b> – The formal name used to identify an individual school.	sch_name	Alpha	30		6
PS0050	<b>Administrator Prefix</b> – Administrator's prefix	admin_prefix	Alpha	4		6
PS0060	<b>School Administrator First Name</b> – Administrator's first name	admin_fname	Alpha	20		6
PS0070	<b>School Administrator Middle Name</b> – Administrator's middle name	admin_mname	Alpha	15		6
PS0080	<b>School Administrator Last Name</b> – Administrator's last name	admin_lname	Alpha	25		6
PS0085	<b>Administrator Suffix</b> – The formal name extension including the period if applicable. (Jr., III)	admin_suffix	Alpha	4		6
	<b>Mailing Address</b> – The street name and building number or PO Box where mail is received.					
PS0090	<b>Address</b> – Private school mailing address	mail_addr	Alpha	30		6
PS0100	<b>City</b> – Private school mailing address city	mail_city	Alpha	20		6
PS0110	<b>State</b> – Private school mailing address state	mail_state	Alpha	2	AR	6
PS0120	<b>Zip</b> – Private school mailing address zip code	mail_zip	Num	5		6
PS0130	<b>Zip-4</b> – Private school mailing address extended zip code	mail_zip4	Num	4		6
	<b>Private School Information</b>					
PS0140	<b>Grade Level, Low</b> – The number representing the lowest grade taught in the building. One of the following codes must be used: P = Pre-School    06 = 6 <sup>th</sup> Grade    "UN" = Unknown* K = Kindergarten    07 = 7 <sup>th</sup> Grade    *Private Schools Only 01 = 1 <sup>st</sup> Grade    08 = 8 <sup>th</sup> Grade 02 = 2 <sup>nd</sup> Grade    09 = 9 <sup>th</sup> Grade 03 = 3 <sup>rd</sup> Grade    10 = 10 <sup>th</sup> Grade 04 = 4 <sup>th</sup> Grade    11 = 11 <sup>th</sup> Grade 05 = 5 <sup>th</sup> Grade    12 = 12 <sup>th</sup> Grade	grade_low	Alpha	2	Table	6
PS0150	<b>Grade High</b> – The number representing the highest grade taught in the building. See the preceding list of values.	grade_high	Alpha	2	Table	6
PS0160	<b>Students Enrolled</b> – Any resident student registered to attend this school and is present at least one day prior to October 1 <sup>st</sup> of this reporting fiscal year.	priv_student	Num	4		6
	<b>Federal Programs Participation</b>					
PS0170	<b>Federal Programs Title I</b> – This school wishes to participate in Title I Federal Programs (Yes/No).	part_titleI	Alpha	1	Y/N	6

## DATABASE SCHEMA

PS  
private\_school

ID	Element	Name	Type	Size	Values	Cycle
PS0180	<b>Federal Programs Title II</b> – <i>This school wishes to participate in Title II (Yes/No).</i>	part_titleII	Alpha	1	Y/N	6
PS0190	<b>Title IV/Drug Free Schools</b> – <i>This school participates in Title IV Federal Programs..</i>	part_titleIV	Alpha	1	Y/N	6
PS0200	<b>Title V</b> – <i>This school wishes to participate in Title V Federal Programs.</i>	part_titleV	Alpha	1	Y/N	6

## DATABASE SCHEMA

PT  
privsch\_titleI

ID	Element	Name	Type	Size	Values	Cycle
	<b>Key</b>					
PT0010	<b>Fiscal Year</b> – <i>The fiscal year that this reporting cycle represents: For the 2016/2017 reporting year fy must be = 27</i>	fy	Num	2	Table	6
PT0020	<b>Cycle</b> – <i>The reporting cycle for which the data is submitted: 6 = April 15<sup>th</sup></i>	cycle	Num	2	Table	6
PT0030	<b>LEA, District</b> – <i>Local Education Agency, the unique seven-digit number assigned by the ADE to identify individual districts. The first two digits represent the county, the second two digits represent the district, and the last three digits represent the individual school, for example: 6001000 60 = Pulaski County 01 = Little Rock School District 000 = N/A (zeroes for district)</i>	lea	Alpha	7	Appendix B	6
	<b>Private School Name</b> – <i>Any entity organized as a school for the purpose of providing educational services and instruction that is not considered a public school or public school district.</i>					
PT0035	<b>School Name Code</b> – <i>A code designating a particular private school.</i>	school_code	Alpha	6	Table	6
	<b>Title I Private Schools</b> – <i>Indicate the number of private school students receiving Title I services in subjects reading, language arts, and math.</i>					
PT0050	<b>Course Title</b> – <i>Indicate the name of the course. 1 = Title I Reading 2 = Title I Language Arts 3 = Title I Math</i>	cour_title	Num	1	Table	6
PT0060	<b>Grade Level (Ages 0 to 2)</b>	grd_0_2	Num	3		6
PT0061	<b>Grade Level (Ages 3 to 5)</b>	grd_3_5	Num	3		6
PT0062	<b>Grade Level (Kindergarten)</b>	grd_k	Num	3		6
PT0063	<b>Grade Level (1<sup>st</sup> Grade)</b>	grd_1	Num	3		6
PT0064	<b>Grade Level (2nd Grade)</b>	grd_2	Num	3		6
PT0065	<b>Grade Level (3rd Grade)</b>	grd_3	Num	3		6
PT0066	<b>Grade Level (4th Grade)</b>	grd_4	Num	3		6
PT0067	<b>Grade Level (5th Grade)</b>	grd_5	Num	3		6
PT0068	<b>Grade Level (6th Grade)</b>	grd_6	Num	3		6
PT0069	<b>Grade Level (7th Grade)</b>	grd_7	Num	3		6
PT0070	<b>Grade Level (8th Grade)</b>	grd_8	Num	3		6
PT0071	<b>Grade Level (9th Grade)</b>	grd_9	Num	3		6
PT0072	<b>Grade Level (10th Grade)</b>	grd_10	Num	3		6
PT0073	<b>Grade Level (11th Grade)</b>	grd_11	Num	3		6
PT0074	<b>Grade Level (12th Grade)</b>	grd_12	Num	3		6

## DATABASE SCHEMA

ID	Element	Name	Type	Size	Values	Cycle
	<b>Key</b>					
PD0010	<b>Fiscal Year</b> – <i>The fiscal year that this reporting represents: For the 2016/2017 reporting year fy must be = 27</i>	fy	Num	2	Table	8
PD0020	<b>Cycle</b> – <i>The reporting cycle for which the data is submitted: 8 =July 31<sup>st</sup></i>	Cycle	Num	2	Table	8
PD0030	<b>LEA, School</b> – <i>Local Education Agency, the unique seven-digit number assigned by the ADE to identify individual county, district, schools, cooperatives, and vocational institutions. The first two digits represent the county, the second two digits represent the district, and the last three digits represent the individual school, for example: 6001002 60 = Pulaski County 01 = Little Rock School District 002 = Hall High School</i>	lea	Alpha	7	Appendix C	8
PD0040	<b>Social Security Number</b> – <i>This is the social security number for the teacher or superintendent ADE assigned number designated to a course for identification purposes.</i>	ssn	Alpha	9	#####	8
	<b>General</b>					
PD0050	<b>State Reporting ID, Staff</b> – <i>The unique 10-digit Triand identifier generated for the teacher by the state.</i>	uniq_emp_id	Alpha	20	##### ##	8
PD0060	<b>Job Type</b> – <b>The type of job performed by the employee.</b> A = Full Time Administrator T =Teacher or Part Time Administrator	job_type	Alpha	1		8
PD0070	<b>Professional Development Hours, Total</b> – <i>Has this person completed 36 or more hours of professional development inclusive of the required areas of professional development while employed as either a teacher or administrator?</i>	profdev_hr	Dec	5,2	##.##	8

## DATABASE SCHEMA

RG  
register

ID	Element	Name	Type	Size	Values	Cycle
	<b>Key</b>					
RG0010	<b>Fiscal Year</b> – The fiscal year that this reporting cycle represents: For the 2016/2017 reporting year fy must be = 27	fy	Num	2	Table	2,6,7
RG0020	<b>Cycle</b> – The reporting cycle for which the data is submitted: <b>2 = October 15<sup>th</sup></b> <b>6 = April 15<sup>th</sup></b> <b>7 = June 15<sup>th</sup>* (*ALE Courses Only)</b>	cycle	Num	2	Table	2,6,7
RG0030	<b>LEA, School</b> – Local Education Agency, the unique seven-digit number assigned by the ADE to identify individual county, district, schools, cooperatives, and vocational institutions. The first two digits represent the county, the second two digits represent the district, and the last three digits represent the individual school, for example: 6001002 60 = Pulaski County 01 = Little Rock School District 002 = Hall High School	lea	Alpha	7	Appendix C	2,6,7
RG0040	<b>Course Number</b> – The ADE assigned number designated to a course for identification purposes.	course_num	Alpha	6	Appendix I	2,6,7
RG0050	<b>Course Section</b> – The district assigned course section number given to a unique class of a particular course.	section_num	Alpha	10		2,6,7
RG0060	<b>SSN, Student</b> – The nine-digit Social Security number of the student. If a student's SSN cannot be obtained, then the ADE assigned number as required by Arkansas Code Ann. 6-18-208 should be used.	ssn	Alpha	9		2,6,7
RG0070	<b>State Reporting ID</b> – The unique 10-digit Triand identifier generated for the student by the state.	uniq_stu_id	Alpha	10	##### ###	2,6,7

DATABASE SCHEMA						SD
ID	Element	Name	Type	Size	Values	Cycle
	<b>Key</b>					
SD0010	<b>Fiscal Year</b> – The fiscal year that this reporting cycle represents: For the 2016/2017 reporting year fy must be = 27	fy	Num	2	Table	2,3,5,6,7
SD0020	<b>Cycle</b> – The reporting cycle for which the data is submitted: 2 = <b>October 15<sup>th</sup></b> 3 = <b>November 15<sup>th</sup></b> 5 = <b>February 15<sup>th</sup></b> 6 = <b>April 15<sup>th</sup></b> 7 = <b>June 15<sup>th</sup></b>	cycle	Num	2	Table	2,3,5,6,7
SD0030	<b>LEA, School</b> – Local Education Agency, the unique seven-digit number assigned by the ADE to identify individual districts and schools. The first two digits represent the county, the second two digits represent the district, and the last three digits represent the individual school, for example: 6001002 60 = Pulaski County 01 = Little Rock School District 002 = Hall High School	lea	Alpha	7	Appendix C	2,3,5,6,7
	<p><b>Safety Monthly Data (August – May)</b> – Arkansas public schools are required to hold monthly safety evacuation drills and we strongly recommend that the teachers take the time at the beginning of school to discuss and explain the expected procedures for the Safety evacuation drills. The following data set shall be entered for each monthly safety drill.</p> <p>There will be one active shooter drill during the school year. It may occur any time during the year; but reported in Cycle 7. (Act 484 of 2013)</p> <p>There will be three fire drill reporting periods. 1st = November 15<sup>th</sup> (Cycle 3) will be to report the results of the fire drills and should include any performed August through 31<sup>st</sup> of October. 2nd = February 15<sup>th</sup> (Cycle 5) will be to report the results of fire drills conducted in November through January 31st. 3rd = June 15<sup>th</sup> (Cycle 7) will be to report the results of the fire drills conducted in February through May 31<sup>st</sup>.</p> <p>There will be three reporting periods for tornado evacuation drills as required by Arkansas Code Annotated § 6-10-121: 1st=October 15th (cycle 2) will be to report the results of the September tornado drill 2rd = February 15th (cycle 5) will be to report the results of the January tornado drill 3rd = April 15th (cycle 6) will be to report the results of the February drill</p>					
SD0040	<b>Type of Safety Drill</b> – There are three types of safety evacuation drills currently being performed by the School Districts. A = Active Shooter Drill (Cycle 7) F = Fire Drill (Cycles 3, 5, 7) T = Tornado Drill (Cycles 2, 5, 6)	safety_code	Alpha	1	Table	2,3,5,6,7
SD0050	<b>Date of Monthly Safety Drill</b> – The month, day and year the school held its safety evacuation drills. (Must be a valid date greater than 08/01 of the current school year.)	safety_date	Date	8	MMDD YYYY	2,3,5,6,7
SD0055	<b>Hour of Monthly Safety Drill</b> – 12 hour format for users and will be converted to military (24 hour) time.	safety_hour	Num	2		2,3,5,6,7
SD0065	<b>Safety Drill Evacuation Minutes</b> – Enter a minute numbered from 0 to 59.	safety_min	Num	2		2,3,5,6,7
SD0070	<b>Safety Drill Evacuation Seconds</b> – Enter a second numbered from 0 to 59.	safety_evsec	Num	2		2,3,5,6,7

## DATABASE SCHEMA

ID	Element	Name	Type	Size	Values	Cycle
	<b>Key</b>					
SC0010	<b>Fiscal Year</b> – The fiscal year that this reporting represents: For the 2016/2017 reporting year fy must be = 27	Fy	Num	2	Table	1-9
SC0020	<b>Cycle</b> – The reporting cycle for which the data is submitted: 1 =September 30th 2 = October 15th 3 = November 15th 4 = December 15th 5 = February 15th 6 = April 15 <sup>th</sup> 7 = June 15 <sup>th</sup> 8 = July 31 <sup>st</sup> 9 = August 31 <sup>st</sup>	cycle	Num	2	Table	1-9
SC0030	<b>LEA, School</b> – Local Education Agency, the unique seven-digit number assigned by the ADE to identify individual county, district, schools, cooperatives, and vocational institutions. The first two digits represent the county, the second two digits represent the district, and the last three digits represent the individual school, for example: 6001002 60 = Pulaski County 01 = Little Rock School District 002 = Hall High School	lea	Alpha	7	Appendix C	1-9
	<b>General</b>					
SC0072	<b>School Web Address</b> – Web address used to communicate with public.	web_addr	Alpha	40		1-9
	<b>Address, Mailing</b> – The street name and building number or PO box where mail is received.					
SC0080	<b>Address</b> – School’s mailing address	mail_addr	Alpha	30		1-9
SC0090	<b>City</b> – School’s mailing address city	mail_city	Alpha	20		1-9
SC0100	<b>State</b> – School’s mailing address state	mail_state	Alpha	2	AR	1-9
SC0110	<b>Zip</b> – School’s mailing address zip code	mail_zip	Num	5		1-9
SC0120	<b>Zip-4</b> – School’s mailing address extended zip code	mail_zip4	Num	4		1-9
	<b>Address, Shipping</b> – The street name and building number where packages of freight are received.					
SC0130	<b>Address</b> – School’s shipping address	ship_addr	Alpha	30		1-9
SC0140	<b>City</b> – School’s shipping address city	ship_city	Alpha	20		1-9
SC0150	<b>State</b> – School’s shipping address state	ship_state	Alpha	2	AR	1-9
SC0160	<b>Zip</b> – School’s shipping address zip code	ship_zip	Num	5		1-9
SC0170	<b>Zip-4</b> – School’s shipping address extended zip code	ship_zip4	Num	4		1-9
	<b>Phone Number, Office</b> – The phone number at the school administrative office including the area code, prefix, suffix, and extension.					
SC0180	<b>Area Code</b> – School’s telephone area code	phone_area	Alpha	3		1-9
SC0190	<b>Prefix</b> – School’s telephone prefix	phone_prefix	Alpha	3		1-9
SC0200	<b>Suffix</b> – School’s telephone suffix	phone_suffix	Alpha	4		1-9
SC0210	<b>Extension</b> – School’s telephone extension	phone_ext	Alpha	5		1-9
	<b>Phone Number, FAX</b> – The FAX number at the school where incoming correspondence will be received					
SC0220	<b>Area Code</b> – School’s fax area code	fax_area	Alpha	3		1-9
SC0230	<b>Prefix</b> – School’s fax prefix	fax_prefix	Alpha	3		1-9
SC0240	<b>Suffix</b> – School’s fax suffix	fax_suffix	Alpha	4		1-9
SC0250	<b>Extension</b> – School’s fax extension	fax_ext	Alpha	5		1-9
	<b>School Designations</b>					
SC0350	<b>Accreditation, AdvancedED/North Central</b> – Indicates whether the school participates in the AdvancedED/North Central Program.	accred_ncentral	Alpha	1	Y/N	1-9

## DATABASE SCHEMA

ID	Element	Name	Type	Size	Values	Cycle
SC0352	<b>Block Schedule</b> – <i>The school is on a block schedule when subjects are not normally scheduled every day for the entire year. Block schedule examples include: A-B days, 4-4, etc.</i>	block_schedule	Alpha	1	Y/N	1-9
SC0353	<b>Minutes Per Day</b> – <i>The number of minutes in the school day.</i>	minutes_day	Num	4		7
SC0355	<b>Periods Per Day</b> – <i>The number of periods in the school day.</i> N= School day not scheduled by periods 1=One period per day 2=Two periods per day 3=Three periods per day 4=Four periods per day 5=Five periods per day 6=Six periods per day 7=Seven periods per day 8=Eight periods per day 9=Nine periods per day 0=Other	prds_per_day	Alpha	1	Table	1-9
SC0360	<b>School, Magnet</b> – <i>Elementary or secondary school program within the public education system that offers exemplary learning environments or courses that are not available within the regular school curriculum. The programs are designed to attract voluntary students from all parts of a school district without reference to the usual attendance zone rules.</i>	magnet	Alpha	1	Y/N	1-9
SC0370	<b>School, Alternative</b> – <i>Educational program at all levels within or outside the formal education system that provides innovative and flexible instruction, curriculums, grading systems, learning environment, degree requirements, or other alternatives to the ordinary system of instruction. Any school may have an alternative education program, however the school must be a LEA unto itself to classify as an alternative school.</i>	alternative	Alpha	1	Y/N	1-9
SC0372	<b>School, Year Round</b> – <i>A year round school is defined as a school that has a normal school calendar that includes planned student attendance days outside the regular late August to early June time frame used for traditional nine month schools for regular instructional days.</i>	sch_yrround	Alpha	1	Y/N	1-9
SC0374	<b>School, 4 Day</b> – <i>A four-day school is a school that does not traditionally schedule instructional days for five consecutive days but achieves the required instructional hours normally required in a week in less than five days.</i>	sch_4day	Alpha	1	Y/N	1-9
SC0376	<b>School, Night</b> – <i>A night school is a school that schedules the majority of instructional time in the evening or after 3:30 p.m.</i>	sch_night	Alpha	1	Y/N	1-9
	<b>Service Learning</b> – <b>A project guided by a school staff member that engages students in addressing a need within their school or community. The activities must be curriculum integrated and must include four components:</b> <ul style="list-style-type: none"> <li>• <b>Planning with student</b></li> <li>• <b>Demonstration or performance of the activity</b></li> <li>• <b>Reflection of the activity, and</b></li> <li>• <b>Recognition of students</b></li> </ul>					
SC0378	<b>Service Learning Project</b> – <i>Does your school currently have a service learning project/course?</i>	serv_learn	Alpha	1	Y/N	4
SC0379	<b>Service Learning Course</b> – <i>Has your school had a service-learning project/course in the past?</i>	serv_proj	Alpha	1	Y/N	4
SC0380	<b>School-Wide Character Education Program</b> – <i>Character education taught throughout the entire school. Does your school have a school-wide character education program?</i>	sch_wide	Alpha	1	Y/N	4



## DATABASE SCHEMA

ID	Element	Name	Type	Size	Values	Cycle
SC0382	<b>School, Federal Programs Status</b> – SW = SCHOOLWIDE (A school that has been approved by the ADE to provide Title I services on a school wide rather than a targeted assistance basis. A school must have at least 40% of their students identified as low income.) TA = TARGET ASSISTED (A school that provides Title I services to identified students eligible for the services.) NA = Not Applicable	sch_fedpgm	Alpha	2	Table	1-9
SC0385	<b>Level</b> – A code indicating the range of grades taught in a school: 2 = Elementary School 3 = Middle/Junior School 4 = Secondary School	level	Num	1	Table	1-9
SC0390	<b>Site Use Code</b> – A code used to describe the primary use of the school campus: 01= Kindergarten/Pre-School 02= Primary or Upper Elementary 03= Middle School 04= Junior High School 05= Senior High School 06= K-12 Comprehensive School 07= Other (i.e. administration, bus garage, athletics, etc.)	site_use	Num	2	Table	1-9
SC0490	<b>Hours, Staff Development</b> – The number of hours teachers are scheduled for staff development based on Standard 3.112.	staffdev_hous	Num	3		1,2
SC0560	<b>Book Volumes</b> – The total number of book titles catalogued in the school's library and media center. Based on Standard 9.241.	lib_volumes	Num	9		1,2
	<b>Quarter Calendar</b>					
SC0640	<b>Quarter #1 Begin Date</b> – Date designated as the first school day of the quarter.	qtr1_beg	Date	8	MMDD YYYY	3
SC0650	<b>Quarter #1 End Date</b> – Date designated as the last school day of the quarter.	qtr1_end	Date	8	MMDD YYYY	3
SC0660	<b>Quarter #1 Number of Days</b> – Number of school days contained in the quarter.	qtr1_days	Num	2		3
SC0670	<b>Quarter #2, Begin Date</b> – Date designated as the first school day of the quarter.	qtr2_beg	Date	8	MMDD YYYY	5
SC0680	<b>Quarter #2, End Date</b> – Date designated as the last school day of the quarter.	qtr2_end	Date	8	MMDD YYYY	5
SC0690	<b>Quarter #2, Number of Days</b> – Number of school days contained in the quarter.	qtr2_days	Num	2		5
SC0700	<b>Quarter #3, Begin Date</b> – Date designated as the first school day of the quarter.	qtr3_beg	Date	8	MMDD YYYY	6
SC0710	<b>Quarter #3, End Date</b> – Date designated as the last school day of the quarter.	qtr3_end	Date	8	MMDD YYYY	6
SC0720	<b>Quarter #3, Number of Days</b> – Number of school days contained in the quarter.	qtr3_days	Num	2		6
SC0730	<b>Quarter #4, Begin Date</b> – Date designated as the first school day of the quarter.	qtr4_beg	Date	8	MMDD YYYY	7
SC0740	<b>Quarter #4, End Date</b> – Date designated as the last school day of the quarter.	qtr4_end	Date	8	MMDD YYYY	7
SC0750	<b>Quarter #4, Number of Days</b> – Number of school days contained in the quarter.	qtr4_days	Num	2		7

## DATABASE SCHEMA

SC  
school

ID	Element	Name	Type	Size	Values	Cycle
	<b>Tri-Annual Fire Drill</b>					
SC0760	<b>Fire Marshall</b> – Is there a School Fire Marshal Program currently in operation in each school?	firedr_marshp gm	Alpha	1	Y/N	1
SC0770	<b>Evacuation Plan</b> – Is there an adequate evacuation plan with a diagram posted inside each classroom of the school?	firedr_evplan	Alpha	1	Y/N	1
SC0780	<b>Building Check</b> – Are all buildings checked for hazards before being locked at the end of the day and at night after activities?	firedr_bldgck	Alpha	1	Y/N	1
	<b>Early Childhood</b> – Indicate the number of preschool classrooms and which programs utilize the classrooms					
SC0800	<b>Preschool Classroom Count</b> – Does your school provide classroom space for children below Kindergarten age on either a school campus or property for one or more of the following? If yes, what is the total number of classroom programs on campus or property?	presch_clsrm	Num	3		2
SC0815	<b>Head Start</b> – A child development program that serve children from birth to age 5 and their families.	head_start	Alpha	1	Y/N	2
SC0820	<b>Arkansas Better Chance (ABC)</b> – A state funded public pre-kindergarten for at risk children from birth to 5 years of age.	abc	Alpha	1	Y/N	2
SC0825	<b>Home Based</b> – Home based programs such as Parents as teachers (PAT) Home Instruction for Parents of Preschool Youngsters (HIPPY).	hippy	Alpha	1	Y/N	2
SC0830	<b>Private Preschool</b> – Profit/Non-profit programs.	priv_presch	Alpha	1	Y/N	2
SC0835	<b>District Funds</b> – District funds a four (4) year old program	dist_fund	Alpha	1	Y/N	2
SC0840	<b>Early Childhood Special Education</b> – Students receiving special education services by primary disability.	early_child_sp ed	Alpha	1	Y/N	2
SC0845	<b>Youngest Age Range</b> – Enter the youngest age of the children served in the pre-school classroom. B – Birth            3 – 3 year            N = Not applicable 1 – 1 year            4 – 4 year 2 – 2 year            5 – 5 year	young_presch	Alpha	1	Table	2
SC0850	<b>Oldest Age Range</b> – Enter the oldest age of the children served in the pre-school classroom. B – Birth            3 – 3 year            N = Not applicable 1 – 1 year            4 – 4 year 2 – 2 year            5 – 5 year	old_presch	Alpha	1	Table	2
	<b>Out-of-School Program</b>					
SC0860	<b>Before School</b> – Scheduled academic/tutoring period prior to the beginning of a school day.	before_sch	Alpha	1	Y/N	1-9
SC0865	<b>After School</b> – Scheduled academic/tutoring period following dismissal of the regular school day.	after_sch_prg	Alpha	1	Y/N	1-9
SC0870	<b>Weekends</b> – Scheduled academic/tutoring/enrichment time on Saturday or Sunday.	wk_end_prg	Alpha	1	Y/N	1-9
SC0875	<b>Summer Program</b> – Scheduled academic/tutoring time following or prior to the academic school year.	sum_sch_prg	Alpha	1	Y/N	1-9
SC0876	<b>Breakfast Program</b> – Does this school have a breakfast program at NO Cost to the students?	breakfast_prg	Alpha	1	Y/N	1-9
SC0877	<b>Lunch Program</b> – Does this school have a lunch program at NO Cost to the students?	lunch_prg	Alpha	1	Y/N	1-9
SC0878	<b>Academic Programs</b> – Please list this school's academic programs for the students.	academic_prg	Alpha	255		1-9
SC0879	<b>Enrichment Programs</b> – Please list this school's enrichment programs for the students.	enrichment_prg	Alpha	255		1-9
	<b>Safe Schools</b> – Safe schools are those where students, staff members and visitors feel safe and welcome and have the opportunity to learn, teach, work and engage in activities without being threatened, intimidated, bullied, harassed, or made the victim of crime.					

## DATABASE SCHEMA

SC  
school

ID	Element	Name	Type	Size	Values	Cycle
SC0880	<b>Violations of the Safe Schools Environment</b> – <i>Has the school had a federal or state gun-free school violation as stated in the U.S. C. Federal Gun Free School Act (18 USC 922 (q) and/or Arkansas Criminal Code Annotated State Gun Free School Act (Ark. Code Ann. 6-21-608) or has the school had at least one criminal offense or one violent criminal offense on school property this year as stated in (Cited Codes* for violent criminal offense means homicide (Ark. Code Ann. § 5-10-101 et seq), rape (Ark. Code Ann. § 5-14-101 et. seq.), robbery (Ark. Code Ann. § 5-12-101 et. seq.) and/or aggravated assault (Ark. Code Ann. § 5-13-201-203 et. seq.)</i>	safe_sch	Alpha	1	Y/N	7
	<b>Defibrillator – Act 496 of 2009 requires each school campus to have an automated external defibrillator and appropriate school personnel be adequately trained on or before May 31, 2011 and after this date these personnel be adequately t on an ongoing basis.</b>					
SC0890	<b>Defibrillator</b> – <i>The number of times the defibrillator was used during the regular school day.</i>	during_day	Num	2	##	5
SC0895	<b>Defibrillator</b> – <i>The number of times the defibrillator was used outside of regular school day.</i>	outside_day	Num	2	##	5
SC0900	<b>Defibrillator</b> – <i>The number of times the defibrillator was used for students.</i>	stud_defib	Num	2	##	5
SC0910	<b>Defibrillator</b> – <i>The number of times the defibrillator was used for faculty.</i>	staff_difib	Num	2	##	5
SC0915	<b>Contact Person Position Title</b> – <i>The position and/or title of the person responsible for overseeing the use of the defibrillator</i>	contac_title	Alpha	15		5
SC0920	<b>First Name</b> – <i>Defibrillator contact's first name</i>	contac_fname	Alpha	20		5
SC0925	<b>Middle Name</b> – <i>Defibrillator contact's middle name</i>	contac_mname	Alpha	15		5
SC0930	<b>Last Name</b> – <i>Defibrillator contact's last name</i>	contac_lname	Alpha	25		5
SC0935	<b>Contact Suffix</b> – <i>The formal name extension period if applicable. (Jr., III)</i>	contac_suffix	Alpha	3		5
SC0940	<b>Trained Faculty</b> – <i>The number faculty members trained to use the defibrillator.</i>	num_train	Num	2	##	5
SC0945	<b>Defibrillator Fund</b> – <i>Was the defibrillator purchased with Tobacco Excise Tax fund?</i>	defib_fund	Alpha	1	Y/N	5
	<b>Nursing Assistance Acuity Levels</b>					
SC0955	<b>Nursing Assistance Acuity Level # 1</b> – <i>Level 1: No healthcare concerns identified. The student's physical and/or social-emotional condition is stable and sees the Nurse at least once a year for screening and occasionally as needed.</i>	na_acuity_1	Num	6	##	7
SC0965	<b>Nursing Assistance Acuity Level # 2</b> – <i>Level 2: Health concerns require an Individualized Healthcare Plan (IHP). The student's physical and/or social-emotional condition is currently uncomplicated and predictable. Occasional monitoring varies from biweekly to annually. Example of a level 2 ADHD, dental disease, feeding tube</i>	na_acuity_2	Num	6	##	7
SC0975	<b>Nursing Assistance Acuity Level # 3</b> – <i>Level 3: Medically Complex: The medically complex student has a complex and/or unstable physical and/or social-emotional condition that requires daily treatments and close monitoring by a professional registered nurse. Example of level 3 cancer, pregnancy, moderate to severe asthma</i>	na_acuity_3	Num	6	##	7
SC0985	<b>Nursing Assistance Acuity Level # 4</b> – <i>Level 4: Medically Fragile: Students with complex health care needs in this category face daily the possibility of a life-threatening emergency requiring the skill and judgment of a professional nurse. An individual health care plan of nursing care developed by a registered nurse must be complete, current, and available at all times to personnel in contact with these children. Example of level 4 would be severe seizures, tracheostomy with suctioning</i>	na_acuity_4	Num	6	##	7

## DATABASE SCHEMA

ID	Element	Name	Type	Size	Values	Cycle
SC0995	<b>Nursing Assistance Acuity Level # 5 – Level 5 – Nursing Dependent:</b> <i>Nursing dependent students require 24 hours/day, frequently one-to-one, skilled nursing care for survival. Many are dependent on technological devices for breathing, and/or for continuous nursing assessment and intervention. Example of level 5 is student on a respirator.</i>	na_acuity_5	Num	6	##	7
SC1000	<b>School Start Time (Military)</b> – Time that the school day starts – <i>expressed in military time (Format: 0800 is equal to 08:00 a.m.).</i>	school_start_time	Num	4	##	1-9
SC1010	<b>School End Time (Military)</b> – Time that the school day ends in military time (Format: 1515 is equal to 03:15 p.m.).	school_end_time	Num	4	##	1-9

## DATABASE SCHEMA

ID	Element	Name	Type	Size	Values	Cycle
	<b>Key</b>					
SB0010	<b>Fiscal Year</b> – <i>The fiscal year that this reporting cycle represents: For the 2016/2017 reporting year fy must be = 27</i>	fy	Num	2	Table	5
SB0020	<b>Cycle</b> – <i>The reporting cycle for which the data is submitted: 5 = February 15th</i>	cycle	Num	2	Table	5
SB0030	<b>LEA, District/Coop</b> – <i>Local Education Agency, the unique seven-digit number assigned by the ADE to identify individual county, district, and cooperative. The first two digits represent the county, the second two digits represent the district, and the last three digits represent the individual school, for example: 6001002 60 = Pulaski County 01 = Little Rock School District 000 = N/A (zeroes for district)</i>	lea	Alpha	7	Appendix B	5
SB0040	<b>First Name</b> – <i>The school board member's first name.</i>	fname	Alpha	25		5
SB0050	<b>Middle Name</b> – <i>The school board member's middle name.</i>	mname	Alpha	25		5
SB0060	<b>Last Name</b> – <i>The school board member's last name.</i>	lname	Alpha	40		5
SB0070	<b>E-Mail Address of the School Board Member</b> – <i>E-mail address used to communicate with school board member.</i>	sbt_email	Alpha	40		5
SB0080	<b>Total Hours of Training</b> – <i>The school board member's total hours of training.</i>	tot_hours_train	dec	5,2		5
SB0090	<b>Latest Modified Row Date</b> – <i>The last time the school board member's information was updated before Cycle 5.</i>	latest_mod_date	Date	8	MMDDY YYY	5

## DATABASE SCHEMA

ID	Element	Name	Type	Size	spcedearlychild	
					Values	Cycles
	<b>Key</b>					
SZ0010	<b>Fiscal Year</b> – The fiscal year that this reporting represents: For the 2016/2017 reporting year fy must be = 27	fy	Num	2	Table	4,7
SZ0020	<b>Cycle</b> – The reporting cycle for which the data is submitted: 4 = December 15 <sup>th</sup> 7 = June 15 <sup>th</sup>	cycle	Num	2	Table	4,7
SZ0030	<b>LEA, District/Coop</b> – Local Education Agency, the unique seven-digit number assigned by the ADE to identify individual county, district, and cooperative. The first two digits represent the county, the second two digits represent the district, and the last three digits represent the individual school, for example: 6001000 60 = Pulaski County 01 = Little Rock School District 000 = N/A (zeroes for district)	lea	Alpha	7	Appendix B,D	4,7
SZ0040	<b>SSN, Student</b> – The nine-digit Social Security number of the student. If a student's SSN cannot be obtained, then the ADE assigned number as required by Arkansas Code Ann. 6-18-208 should be used. This number should remain the same throughout the student's school career.	ssn	Alpha	9		4,7
	<b>Early Childhood Student Name – Special Education services provided to children with disabilities ages 3 through 5.</b>					
SZ0050	<b>First Name</b> – The student's first name. (early childhood only)	fname	Alpha	20		4,7
SZ0060	<b>Middle Name</b> – The student's middle name. (early childhood only)	mname	Alpha	15		4,7
SZ0070	<b>Last Name</b> – The student's last name. (early childhood only)	lname	Alpha	25		4,7
	<b>General Early Childhood Student Information</b>					
SZ0082	<b>Race</b> – The general racial or ethnic heritage with which the individual most identifies from the following codes. Y in more than one combination will be considered 2 or more races. YNNNNN = Hispanic NYNNNN = Native American/Alaskan Native NNYNNN = Asian NNNYNN = Black/African American NNNNYN = Native Hawaiian/Pacific Islander NNNNNY = White	race_ethnic	Alpha	6	NNNNNN	4,7
SZ0083	<b>Federal Race Category</b> – The categories used for reporting race to the US Department of Education. 1 = Hispanic 2 = American Indian/Alaskan Native 3 = Asian 4 = Black (non-Hispanic) 5 = Hawaiian/Pacific Islander 6 = White (non-Hispanic) 7 = Two or more races	fedrace	Alpha	1	Table	4,7
SZ0090	<b>Gender</b> – The sexual classification of the student. M = Male F = Female	gender	Alpha	1	Table	4,7
SZ0100	<b>Date, Birth</b> – The student's date of birth. (Must be a valid date prior to "12/01" of the current year minus three years.)	birth_date	Date	8	MMDDY YYY	4,7
SZ0101	<b>Temporary Student</b> – Indicates if student is being temporarily placed in the Special Education program until the student is determined eligible or the evaluation is completed.	temp_student	Alpha	1	Y/N	4
SZ0105	<b>LEA, District of Residence</b> – The seven-digit number of residency. (Child Count Report – December 1 – Early Childhood)	resid_lea	Alpha	7	Appendix B	4,7

## DATABASE SCHEMA

ID	Element	Name	Type	Size	spcedearlychild	
					Values	Cycles
	<b>General Early Childhood Student Information</b>					
SZ0120	<b>Primary Disability</b> – <i>The code designating the student’s primary disability. (Child Count – December 1– Early Childhood) Use one of the following codes:</i> HI – Hearing Impaired SI – Speech/Language Impairments VI – Visual Impairments OI – Orthopedic Impairments OHI – Other Health Impairments DB – Deaf-Blindness MD – Multiple Disabilities AU – Autism TBI – Traumatic Brain Injury PS – Preschool Disabled (Non-categorical)	prds_cd	Alpha	3	Table	4,7
SZ0131	<b>Educational Environment</b> – <i>The educational environment as proposed and defined under federal guidelines. (Child Count – December 1 – Early Childhood)</i> A1 – Regular Early Childhood (EC) program 10 + hours a week with majority of SpEd services in EC program A2 – Regular Early Childhood (EC) program 10 + hours a week with majority of SpEd services in other location B1 – Regular Early Childhood (EC) program <10 hours a week with majority of SpEd services in EC program B2 – Regular Early Childhood (EC) program <10 hours a week with majority of SpEd services in other location SP – Separate Class – 50% Non-Disabled RS – Residential SS – Separate School IO – Itinerant Service Outside the Home HM – Home	fedenv_cd	Alpha	2	Table	4,7
SZ0135	<b>Program Type (Required)</b> – <i>Enter the type of program providing services to the student.</i> A – ABC E – Even Start H – Head Start HI – HIPPY P – Licensed Preschool DC – Licensed Family Day Care Home O – Other (i.e., Itinerant/home)	pgmtyp	Alpha	3		4,7
SZ0140	<b>Status, English Language Learner (ELL)</b> – <i>Does the student have a language background other than English, and his or her proficiency in English is such that the probability of the student’s academic success in an English-only classroom is below that of native English language students.</i>	Ell	Alpha	1		4,7
SZ0145	<b>Entry Date</b> – <i>The date the student entered your Special Education Early Childhood program.</i>	entry_date	Date	8	MMDD YYYY	4,7
	<b>Early Childhood Exiting Information: The status of a special education student, age 3 to kindergarten eligible, who left the special education program during the current fiscal year.</b>					
SZ0150	<b>Kindergarten Conference Date</b> – <i>The date that the last kindergarten conference was held.</i>	trans_kin	Date	8	MMDD YYYY	7

## DATABASE SCHEMA

ID	Element	Name	Type	Size	spcedearlychild	
					Values	Cycles
SZ0155	<b>Kindergarten Conference Code</b> – Enter the code that describes the outcome of the kindergarten conference. NS = Transitioned with no service to Kindergarten TK = Transitioned to Kindergarten with Special Education KW = Kindergarten Waiver Re-Evaluation required	trans_code	Alpha	2	Table	7
SZ0156	<b>Conference LEA</b> – The district LEA number with whom the early childhood program held the kindergarten conference.	trans_lea	Alpha	4	Table	7
SZ0160	<b>Exit Status</b> – Indicate the reason why a student is no longer receiving special education early childhood services. KE = Kindergarten Eligible NS = No longer requires Services PR = Parent Refused Services NP = Not Placed US = Unknown Status DI = Deceased MA = Reached Maximum Age MK = Moved known to be continuing with EC Special Ed Services	exit_status	Alpha	2	Table	7
SZ0165	<b>Exit Date</b> – Indicate the date the student exited the special education early childhood services program.	exit_date	Date	8	MMDD YYYY	7
	<b>Early Childhood Outcomes: The functional level of the student for each outcome upon entry to special and exit from special education (exit code =KE or NS).</b>					
SZ0179	<b>Entry Assessment Date</b> – The date which the entry functional assessment scores were determined.	assess_date	Date	8	MMDD YYYY	7
SZ0180	<b>Entry Social Emotional Functional Score</b> – The functional level determined by group consensus within 30 days of entry based on the Early Childhood Outcome Summary Form's 7-point scale.	assess_socialem	Alpha	1		7
SZ0181	<b>Entry Knowledge/Skills Functional Score</b> – The functional level determined by group consensus within 30 days of entry based on the Early Childhood Outcome Summary Form's 7-point scale.	entry_knowskills	Alpha	1		7
SZ0182	<b>Entry Self Help Functional Score</b> – The functional level determined by group consensus within 30 days of entry based on the Early Childhood Outcome Summary Form's 7-point scale	entry_selfhelp	Alpha	1		7
SZ0183	<b>Exit Assessment Date</b> – The date which the entry functional assessment scores were determined.	exitassess_date	Date	8	MMDD YYYY	7
SZ0184	<b>Exit Social Emotional Functional Score</b> – The functional level determined by the group consensus upon exiting special education services based on the Early Childhood Outcome Summary Form's 7-point scale.	exas_socialem	Alpha	1		7
SZ0185	<b>Exit Knowledge/Skills Functional Score</b> – The functional level determined by the group consensus upon exiting special education services based on the Early Childhood Outcome Summary Form's 7-point scale.	exas_knowskills	Alpha	1		7
SZ0186	<b>Exit Self Help Functional Score</b> – The functional level determined by the group consensus upon exiting special education services based on the Early Childhood Outcome Summary Form's 7-point scale.	exas_selfhelp	Alpha	1		7
SZ0187	<b>Social Emotional Improvement</b> – Indicate if the child's functional level has improved from entry to exit.	exas_socialem_imp	Alpha	1	Y/N	7
SZ0188	<b>Knowledge/Skills Improvement</b> – Indicate if the child's functional level has improved from entry to exit.	exas_knowskills_imp	Alpha	1	Y/N	7



## DATABASE SCHEMA

ID	Element	Name	Type	Size	spcedearlychild	
					Values	Cycles
SZ0189	<b>Self Help Improvement</b> – Indicate if the child’s functional level has improved from entry to exit.	exas_selfhelp_imp	Alpha	1	Y/N	7
SZ0200	<b>Special Education Teacher ID</b> – This is the staff state ID of the teacher who holds the student’s IEP folder, (staff state id).	tch_id	Alpha	10	Table	4
SZ0210	<b>Special Education Teacher Name</b> – This is the teacher’s first name tied to the staff information ID.	tch_fname	ALpha	20	Table	4
SZ0220	<b>Special Education Teacher Name</b> – This is the teacher’s last name tied to the staff information ID.	tch_lname	ALpha	25	Table	4
SZ0230	<b>Speech Therapist ID</b> – This is the staff information ID of the therapist who provides speech services to the student.	st_id	ALpha	10	Table	4
SZ0240	<b>Speech Therapist First Name</b> – This is the speech therapist’s first name tied to the staff information ID.	st_fname	ALpha	20	Table	4
SZ0250	<b>Speech Therapist Last Name</b> – This is the speech therapist’s last name tied to the staff information ID.	st_lname	ALpha	25	Table	4

## DATABASE SCHEMA

ID	Element	Name	Type	Size	Values	Cycles
	<b>Key</b>					
EI0010	<b>Fiscal Year</b> – The fiscal year that this reporting represents: For the 2016/2017 reporting year fy must be = 27	fy	Num	2	Table	7
EI0020	<b>Cycle</b> – The reporting cycle for which the data is submitted: 7 = June 15 <sup>th</sup>	cycle	Num	2	Table	7
EI0030	<b>LEA, District/Coop</b> – Local Education Agency, the unique seven-digit number assigned by the ADE to identify individual county, district, and cooperative. The first two digits represent the county, the second two digits represent the district, and the last three digits represent the individual school, for example: 6001000 60 = Pulaski County 01 = Little Rock School District 000 = N/A (zeroes for district)	lea	Alpha	7	Appendix B,D	7
EI0040	<b>SSN</b> – The nine-digit Social Security number of the student. If a student's SSN cannot be obtained, then the ADE assigned number as required by Arkansas Code Ann. 6-18-208 should be used. This number should remain the same throughout the student's school career.	ssn	Alpha	9		7
	<b>Special Education Early Intervening Services (School Age Only) – Services provided to “students in kindergarten through grade 12...who have not been identified as needing special education or related services but need additional academic and behavioral supports to succeed in a general education environment” IDEA, Sec. 612, (f) (1).</b>					
EI0041	<b>First Name</b> – The student's first name.	fname	Alpha	20		7
EI0042	<b>Middle Name</b> – The student's middle name.	mname	Alpha	15		7
EI0043	<b>Last Name</b> – The student's last name.	lname	Alpha	25		7
EI0044	<b>State Unique Identifier</b> – The unique 10-digit Triand identifier generated for the student by the state.	uniq_stu_id	Alpha	10	##### ##	7
EI0045	<b>Date, Birth</b> – The student's date of birth.	birth_date	Date	8	MMDYY YYY	7
EI0050	<b>Race/Ethnic</b> – The general racial or ethnic heritage with which the individual most identifies from the following codes. Y in more than one combination will be considered 2 or more races. YNNNNN = Hispanic NYNNNN = Native American/Alaskan Native NNYNNN = Asian NNNYNN = Black/African American NNNNYN = Native Hawaiian/Pacific Islander NNNNNY = White	race_ethnic	Alpha	6	NNNNNN	7
EI0051	<b>Federal Race Category</b> – The categories used for reporting race to the US Department of Education. 1 = Hispanic 2 = American Indian/Alaskan Native 3 = Asian 4 = Black (non-Hispanic) 5 = Hawaiian/Pacific Islander 6 = White (non-Hispanic) 7 = Two or more races	fedrace	Alpha	1	Table	7
EI0060	<b>Gender</b> – The sexual classification of the student. M = Male F = Female	gender	Alpha	1	Table	7

## DATABASE SCHEMA

spcederlyinterv1

ID	Element	Name	Type	Size	Values	Cycles
EI0065	<b>Grade Level</b> – <i>The grade level in which the student is currently enrolled:</i> K = Kindergarten            08 = 8 <sup>th</sup> Grade 01 = 1 <sup>st</sup> Grade                09 = 9 <sup>th</sup> Grade 02 = 2 <sup>nd</sup> Grade                10 = 10 <sup>th</sup> Grade 03 = 3 <sup>rd</sup> Grade                11 = 11 <sup>th</sup> Grade 04 = 4 <sup>th</sup> Grade                12 = 12 <sup>th</sup> Grade 05 = 5 <sup>th</sup> Grade                EE = Non-Graded Elementary 06 = 6 <sup>th</sup> Grade                SM = Non-Graded Middle/Jr. 07 = 7 <sup>th</sup> Grade                SS = Non-Graded Secondary	grade_level	Alpha	2	Table	
EI0070	<b>Status, English Language Learner (ELL)</b> – <i>Student has a language background other than English, and his or her proficiency in English is such that the probability of the student’s academic success in an English-only classroom is below that of native English language students.</i>	ell	Alpha	1		7
EI0080	<b>Resident LEA</b> – <i>Indicate the LEA number of the district where the student resides. (Required for all students).</i>	res_lea	Alpha	7	#####	7
EI0090	<b>Entry Date</b> – <i>Indicate the date the student entered Special Education Early Intervening Services Program.</i>	entry_date	Date	8	MMDD YYYY	7
EI0100	<b>Withdrawal Date</b> – <i>Indicate the date on which Intervening Services ended.</i>	withd_date	Date	8	MMDD YYYY	7
EI0110	<b>Withdrawal/Exit Code</b> – <i>Indicate the reason the student withdrew or exited Early Intervening Services.</i> SN = Services no longer needed SP = Placed into Special Education MD = Moved DO = Dropped out of school DP = Services discontinued at parent’s request GR = Graduated RP = Reached Program Eligibility DI = Died	exit_code	Alpha	2	Table	7

## DATABASE SCHEMA

spcederlyinter2

ID	Element	Name	Type	Size	Values	Cycles
	<b>Key</b>					
ER0010	<b>Fiscal Year</b> – The fiscal year that this reporting represents: For the 2016/2017 reporting year fy must be = 27	fy	Num	2	Table	7
ER0020	<b>Cycle</b> – The reporting cycle for which the data is submitted: 7 = June 15 <sup>th</sup>	cycle	Num	2	Table	7
ER0030	<b>LEA, District/Coop</b> – Local Education Agency, the unique seven-digit number assigned by the ADE to identify individual county, district, and cooperative. The first two digits represent the county, the second two digits represent the district, and the last three digits represent the individual school, for example: 6001000 60 = Pulaski County 01 = Little Rock School District 000 = N/A (zeroes for district)	lea	Alpha	7	Appendix B,D	7
ER0040	<b>SSN, Student</b> – The nine-digit Social Security number of the student. If a student’s SSN cannot be obtained, then the ADE assigned number as required by Arkansas Code Ann. 6-18-208 should be used. This number should remain the same throughout the student’s school career.	ssn	Alpha	9		7
	<b>Special Education Early Intervening Services (School Age Only)</b> – Services provided to “students in kindergarten through grade 12...who have not been identified as needing special education or related services but need additional academic and behavioral supports to succeed in a general education environment” IDEA, Sec. 612, (f) (1).					
ER0044	<b>State Unique Identifier</b> – The unique 10-digit Triand identifier generated for the student by the state.	uniq_stu_id	Alpha	10	#####	7
ER0050	<b>Type of Early Intervening Services</b> – Indicate the type of Early Intervening Services the student is receiving and the date the service began and/or ended. SB – School Based Mental Health AT – Adaptive Technology LI – Literacy Instruction MI – Math Instruction SI – Science Instruction AS – Adaptive Software BE – Behavioral Evaluation OS – Other Services CB – Counseling/Behavioral Intervention LS – Language Skills RH – Section 504 of Rehab Act	type_serv	Alpha	2	Table	7
ER0055	<b>Other Services</b> – If other (OS), enter the name of the service being provided.	oth_servs	Alpha	30		7
ER0060	<b>Begin Date of Service</b> – Date on which the Early Intervening Service began.	begin_date	Date	8	MMDD YYYY	7
ER0065	<b>End Date of Service</b> – Date on which the Early Intervening Service ended.	end_date	Date	8	MMDD YYYY	7

		DATABASE SCHEMA			spcedemployee	
ID	Element	Name	Type	Size	Values	Cycle
	<b>Key</b>					
SX0010	<b>Fiscal Year</b> – The fiscal year that this reporting cycle represents: For the 2016/2017 reporting year fy must be = 27	fy	Num	2	Table	4
SX0020	<b>Cycle</b> – The reporting cycle for which the data is submitted: 4 = December 15 <sup>th</sup>	cycle	Num	2	Table	4
SX0030	<b>LEA, District/Coop</b> – Local Education Agency, the unique seven-digit number assigned by the ADE to identify individual county, district, and cooperative. The first two digits represent the county, the second two digits represent the district, and the last three digits represent the individual school, for example: 6001000 60 = Pulaski County 01 = Little Rock School District 000 = N/A (zeroes for district)	lea	Alpha	7	Appendix B,D	4
SX0040	<b>SSN, Staff</b> – The nine-digit Social Security number of the staff member being identified.	ssn	Alpha	9		4
SX0060	<b>Title Code – Service Provider</b> – The qualifying job description of the special education provider (including teachers). <b>Teacher: The selection is to be based on teacher assignment as well as Section 17.00 and Section 30.00 of the Special Education Program Standards.</b> <b>Related Service Providers</b> 03 – Early Childhood Teacher (EC Only) 20 – Speech Therapy (SA and/or EC) 50 – Self-Contained 1:6 Teacher (SA Only) 51 – Self-Contained 1:10 Teacher (SA Only) 52 – Self-Contained 1:15 Teacher (SA Only) 53 – Resource Room Teacher (SA Only) 54 – Itinerant Instructor Teacher (SA and/or EC) 55 – Consulting Teacher (SA Only) 56 – Hospital/Homebound Teacher (SA Only) 57 – Co-Teaching Teacher (SA Only) 58 – Indirect Teacher (SA Only) 59 – Integrated Classroom Model Teacher (SA Only) <b>Paraprofessional</b> 13 – Classroom Instructional Aide/Paraprofessional <b>Others Providers</b> 01 – Special Education Supervisor (LEA Supervisor/EC Coordinator ONLY) 02 – Other Special Education Administrators (non-clerical) 15 – Voc.Ed .Teacher – Job Coach 16 – Work Study Coordinator/CCE/Secondary Transition	svpr_cd	Num	2	Table	4
	04 – Occupational Therapist 05 – Physical Therapist 06 – PE Adaptive Teacher 07 – Recreational Therapist 08 – Psychological Examiner 09 – Educational Examiner 10 – Psychologist 11 – Medical/Nursing Staff 12 – Audiologist 14 – School Social Worker 17 – Counselor 18 – Orientation and Mobility Services 19 – Educational Interpreter (Deaf) 24 – School Psychologist 21 – Speech Language Assistant/Aide 22– Occupational Therapy Assistant/Aide 23– Physical Therapy Assistant/Aide 25 – Other: See Data Dictionary					

DATABASE SCHEMA						SX
ID	Element	Name	Type	Size	Values	spcedemployee Cycle
SX0070	<b>Other Description</b> – <i>The description for other providers.</i>	other_desc	Alpha	25		4
SX0090	<b>Grade Levels</b> – <i>Indicate the grade level the teacher is assigned.</i> E = Elementary PS = Early Childhood JE = Junior High and Elementary MS = Middle School ME = Middle and Elementary JS = Junior and Senior High JM = Junior High and Middle School JH = Junior High SE = Senior High and Elementary SH = Senior High SM = Senior High and Middle School ALL = Elementary through Senior High	sped_grd	Alpha	3	Table	4
SX0194	<b>Building Code</b> – <i>The building code, which the school age teacher (03,20, 50, 52,53, 54, 55, 56, 57 and 58) is assigned. Early Childhood should use the district code (000).</i>	bldg_code	Num	3	###	4
	<b>Special Education Employee Name</b>					
SX0195	<b>First</b> – <i>Employee's first name</i>	fname	Alpha	20		4
SX0196	<b>Middle</b> – <i>Employee's middle name</i>	mname	Alpha	15		4
SX0197	<b>Last</b> – <i>Employee's last name</i>	lname	Alpha	25		4
	<b>Special Education Teacher/Service Provider Information – Personnel who have met SEA-approved or SEA-recognized certification, licensing, registration or other comparable requirements that apply to the area in which the individuals are providing special education or related services.</b>					
SX0199	<b>Certification Status/Teacher/Service Provider</b> – <i>The certification status of the special education teacher/service provider. This is personnel who have met SEA-approved or SEA-recognized certification, licensing, registration or other comparable requirements that apply to the area in which the individuals are providing special education or related services. See Data Dictionary for full description</i> A – 1 <sup>st</sup> Year Teacher SPED, Not Fully Certified B – 2 <sup>nd</sup> Year Teaching SPED, Not Fully Certified C – 3 <sup>rd</sup> Year Teaching SPED, Not Fully Certified (includes ALP) D – Fully Certified SPED, appropriate licensure E – Non-teacher – certified F – Private provider – certified G – Non-Teacher – not certified H – Private provider – not certified I – Other Certification Status. Anyone identified with this code is considered not fully certified.	tecert_cd	Alpha	1	Table	4
SX0200	<b>Classroom Aide</b> – <i>Indicate if the teacher (title code for teacher 03, 06, 15, 20, 50, 5 52, 53, 54, 55, 56, 57, 58) has an aide assigned to him/her. A Speech Pathologist with a Speech Language Assistant/Aide (SLA) selects SP or SF codes. Only title code 20 should use SP or SF.</i> P = Part-time F = Full-time SP = Part-time SLA SF = Full-time SLA NA=Not Applicable	sped_aide	Alpha	2	Table	4

DATABASE SCHEMA

spcedemployee

ID	Element	Name	Type	Size	Values	Cycle																																																																																																
SX0210	<p><b>Provider FTE – Provider Full-Time Equivalency(FTE) of individuals providing special education services in decimal format. Do Not enter the actual number of instructional hours. List the appropriate FTE of each person based on a 40-hour workweek (i.e., 1.0, .5). An individual providing 9 hours of services would use an FTE of 0.22. If an employee is considered full-time, but does not work 40 hours, indicate them as full-time. For example, if a teacher works 36 hours a week and is considered full-time, indicate the teacher's FTE as 1.00.</b></p> <table border="1"> <thead> <tr> <th>Hour</th> <th>FTE</th> <th>Hour</th> <th>FTE</th> <th>Hour</th> <th>FTE</th> <th>Hour</th> <th>FTE</th> </tr> </thead> <tbody> <tr><td>0.5</td><td>0.01</td><td></td><td></td><td></td><td></td><td></td><td></td></tr> <tr><td>1</td><td>0.02</td><td>11</td><td>0.27</td><td>21</td><td>0.52</td><td>31</td><td>0.77</td></tr> <tr><td>2</td><td>0.05</td><td>12</td><td>0.30</td><td>22</td><td>0.55</td><td>32</td><td>0.80</td></tr> <tr><td>3</td><td>0.07</td><td>13</td><td>0.32</td><td>23</td><td>0.57</td><td>33</td><td>0.82</td></tr> <tr><td>4</td><td>0.10</td><td>14</td><td>0.35</td><td>24</td><td>0.60</td><td>34</td><td>0.85</td></tr> <tr><td>5</td><td>0.12</td><td>15</td><td>0.37</td><td>25</td><td>0.62</td><td>35</td><td>0.87</td></tr> <tr><td>6</td><td>0.15</td><td>16</td><td>0.40</td><td>26</td><td>0.65</td><td>36</td><td>0.90</td></tr> <tr><td>7</td><td>0.17</td><td>17</td><td>0.42</td><td>27</td><td>0.67</td><td>37</td><td>0.92</td></tr> <tr><td>8</td><td>0.20</td><td>18</td><td>0.45</td><td>28</td><td>0.70</td><td>38</td><td>0.95</td></tr> <tr><td>9</td><td>0.22</td><td>19</td><td>0.47</td><td>29</td><td>0.72</td><td>39</td><td>0.97</td></tr> <tr><td>10</td><td>0.25</td><td>20</td><td>0.50</td><td>30</td><td>0.75</td><td>40</td><td>1.00</td></tr> </tbody> </table>	Hour	FTE	Hour	FTE	Hour	FTE	Hour	FTE	0.5	0.01							1	0.02	11	0.27	21	0.52	31	0.77	2	0.05	12	0.30	22	0.55	32	0.80	3	0.07	13	0.32	23	0.57	33	0.82	4	0.10	14	0.35	24	0.60	34	0.85	5	0.12	15	0.37	25	0.62	35	0.87	6	0.15	16	0.40	26	0.65	36	0.90	7	0.17	17	0.42	27	0.67	37	0.92	8	0.20	18	0.45	28	0.70	38	0.95	9	0.22	19	0.47	29	0.72	39	0.97	10	0.25	20	0.50	30	0.75	40	1.00	inst_hrs	Dec	3,2	###	4
Hour	FTE	Hour	FTE	Hour	FTE	Hour	FTE																																																																																															
0.5	0.01																																																																																																					
1	0.02	11	0.27	21	0.52	31	0.77																																																																																															
2	0.05	12	0.30	22	0.55	32	0.80																																																																																															
3	0.07	13	0.32	23	0.57	33	0.82																																																																																															
4	0.10	14	0.35	24	0.60	34	0.85																																																																																															
5	0.12	15	0.37	25	0.62	35	0.87																																																																																															
6	0.15	16	0.40	26	0.65	36	0.90																																																																																															
7	0.17	17	0.42	27	0.67	37	0.92																																																																																															
8	0.20	18	0.45	28	0.70	38	0.95																																																																																															
9	0.22	19	0.47	29	0.72	39	0.97																																																																																															
10	0.25	20	0.50	30	0.75	40	1.00																																																																																															
SX0340	<p><b>Licensure Number/Teacher Endorsement Code – Indicate the appropriate licensure endorsement or certification number for the teacher or provider. This applies to special education teacher licensure endorsement codes for title codes (03, 20, 50, 51 52, 53, 54, 55, 56, 57, and 58) and related service providers. For example: 230.231.002.168.001 or OT235.</b></p>	lic_end	Alpha	50		4																																																																																																

## DATABASE SCHEMA

RF  
spcedrefrac

ID	Element	Name	Type	Size	Values	Cycles
	<b>Key</b>					
RF0010	<b>Fiscal Year</b> – The fiscal year that this reporting represents: For the 2016/2017 reporting year fy must be = 27	fy	Num	2	Table	7
RF0020	<b>Cycle</b> – The reporting cycle for which the data is submitted: 7 = June 15 <sup>th</sup>	cycle	Num	2	Table	7
RF0030	<b>LEA, District/Coop</b> – Local Education Agency, the unique seven-digit number assigned by the ADE to identify individual county, district,, and cooperative. The first two digits represent the county, the second two digits represent the district, and the last three digits represent the individual school, for example: 6001000 60 = Pulaski County 01 = Little Rock School District 000 = N/A (zeroes for district)	lea	Alpha	7	Appendix B,D	7
RF0040	<b>ID/SSN</b> – The nine-digit Social Security number of the student. If a student's SSN cannot be obtained, then the ADE assigned number as required by Arkansas Code Ann. 6-18-208 should be used. This number should remain the same throughout the student's school career.	ssn	Alpha	9		7
	<b>Special Education Referral Tracking Screen (Early Childhood and School Age)</b> – Students who have been referred to special education for evaluation, ages 3-21.					
RF0041	<b>First Name</b> – The student's legal first name, as printed on the student's birth certificate, social security card, or other legally binding documentation.	fname	Alpha	25		7
RF0042	<b>Middle Name</b> – The student's legal middle name, as printed on the student's birth certificate, social security card, or other legally binding documentation.	mname	Alpha	15		7
RF0043	<b>Last Name</b> – The student's legal last name, as printed on the student's birth certificate, social security card, or other legally binding documentation..	lname	Alpha	20		7
RF0045	<b>Date, Birth</b> – The student's date of birth.	birth_date	Date	8	MMDDY YYY	7
RF0082	<b>Race/Ethnic Race</b> – The general racial or ethnic heritage with which the individual most identifies from the following codes. Y in more than one combination will be considered 2 or more races. YNNNNN = Hispanic NYNNNN = Native American/Alaskan Native NNYNNN = Asian NNNYNN = Black/African American NNNNYN = Native Hawaiian/Pacific Islander NNNNNY = White	race_ethnic	Alpha	6	NNNNNN	7
RF0083	<b>Federal Race Category</b> – The categories used for reporting race to the US Department of Education. 1 = Hispanic 2 = American Indian/Alaskan Native 3 = Asian 4 = Black (non-Hispanic) 5 = Hawaiian/Pacific Islander 6 = White (non-Hispanic) 7 = Two or more races	fedrace	Alpha	1	Table	7
RF0090	<b>Gender</b> – The sexual classification of the student. M = Male F = Female	gender	Alpha	1	Table	7



## DATABASE SCHEMA

RF  
spcedrefrac

ID	Element	Name	Type	Size	Values	Cycles
RF0095	<b>Grade Level</b> – <i>The grade level in which the student is currently enrolled:</i> P = Pre-School                      08 = 8 <sup>th</sup> Grade K = Kindergarten                    09 = 9 <sup>th</sup> Grade 01 = 1 <sup>st</sup> Grade                        10 = 10 <sup>th</sup> Grade 02 = 2 <sup>nd</sup> Grade                        11 = 11 <sup>th</sup> Grade 03 = 3 <sup>rd</sup> Grade                        12 = 12 <sup>th</sup> Grade 04 = 4 <sup>th</sup> Grade                        EE = Non-Graded Elementary 05 = 5 <sup>th</sup> Grade                        SM = Non-Graded Middle/Jr. 06 = 6 <sup>th</sup> Grade                        SS = Non-Graded Secondary 07 = 7 <sup>th</sup> Grade	grade_level	Alpha	2	Table	7
RF0100	<b>Status, English Language Learner (ELL)</b> – <i>Student has a language background other than English, and his or her proficiency in English is such that the probability of the student’s academic success in an English-only classroom is below that of native English language students.</i>	ell	Alpha	1		7
RF0105	<b>Resident LEA</b> – <i>Indicate the resident LEA of the student being referred to special education.</i>	res_lea	Alpha	7	#####	7
RF0110	<b>Private School Student</b> – <i>Is the student in private school not placed or referred by public agencies?</i> Y = Yes, the student being referred was parentally placed in a private school and not placed or referred to the private school by public agencies. N = No	priv_stud	Alpha	1	Y/N	7
RF0114	<b>Name of Private School</b> – <i>Provide the name of the private school the student is attending</i>	priv_schname	Alpha	30		7
RF0115	<b>LEA, School (Building Code)</b> – <i>The last three digits of the school number as assigned by the state.</i>	bld_code	Alpha	3	###	7
RF0116	<b>Part C to Part B Transition</b> – <i>Is the student being transitioned from a “Part C” IDEA program to a “Part B” Early Childhood Program?</i> Y = Yes, the student is being transitioned from a “Part C” DEA program to a “Part B” Early Childhood Program. N = No	trans_partc	Alpha	1	Y/N	7
RF0117	<b>Part C &amp; B Concurrent</b> – <i>Ref_c: Part C received referral less than 90 days from the 3rd birthday.</i>	ref_c	Alpha	1	Y/N	7
RF0120	<b>Referral Date</b> – <i>The date that the referral was received.</i>	ref_date	Date	8	MMDD YYYY	7
RF0121	<b>Parent Consent to Evaluate Date</b> – <i>Date that the parent/guardian consented to evaluation.</i>	par_eval_date	Date	8	MMDD YYYY	7
RF0125	<b>Evaluation Date</b> – <i>The date that the evaluation process was complete.</i>	eval_date	Date	8	MMDD YYYY	7
RF0126	<b>Reason Evaluation exceeded 60 day timeline</b> IL = Child or Family illness/death delayed evaluations TR = Transferred from another program during the due process EV = Evaluations not completed in accordance with timelines FM = Family moved making the child unavailable EC = Family cancelled evaluation date(s) requiring it to be rescheduled PW = Parent withdrew consent PR = Parent refused initial consent to evaluate OT = Other AT = Additional Testing Required HV = Failed Hearing/Vision Screening	eval_reason	Alpha	2	Table	7

## DATABASE SCHEMA

RF  
spcedrefrac

ID	Element	Name	Type	Size	Values	Cycles
RF0127	<b>Evaluation Other Reason</b> – <i>If other (OT), enter the name of the service being provided.</i>	eval_other	Alpha	30		7
RF0128	<b>Eligibility Determination Date (EDD)</b> – <i>The date which eligibility was determined.</i>	edd_date	Date	8	MMDD YYYY	7
RF0129	<b>Reason EDD exceeds 30 days' timeline</b> IL = Child or Family illness/death delayed evaluations TR = Transferred from another program during the due process EV = Evaluations not completed in accordance with timelines FM = Family moved making the child unavailable FC = Family cancelled ED Conference(s) requiring it to be rescheduled PW = Parent withdrew consent OT = Other	edd_90_cd	Alpha	2	Table	7
RF0130	<b>EDD Other Reason</b> – <i>If other (OT), enter the name of the service being provided.</i>	edd_other90	Alpha	30		7
RF0131	<b>Reason EDD exceeded 3<sup>rd</sup> Birthday (Early Childhood only)</b> PR = Parent refused initial consent IL = Child/Family illness delayed due process TR = Transferred from another program during the due process EV = Evaluation not completed in accordance with timelines PC = "Part C" failed to refer child for transition within timelines OT = Other	edd_ecbirthd	Alpha	2	Table	7
RF0132	<b>3<sup>rd</sup> EDD Other Reason (Early Childhood only)</b>	edd_other3	Alpha	30		7
RF0133	<b>Served by Temporary IEP (Part C to B only)</b> – <i>Indicate if a child transitioning from Part C to B special education services, who did not have an EDD determined by their 3<sup>rd</sup> birthday, was served on their 3<sup>rd</sup> birthday with a temporary IEP.</i>	3temp_iep	Alpha	1	Y/N	7
RF0134	<b>Special Education Placement</b> – <i>Indicate if the student was determined eligible for special education services.</i> Y = Yes, the student was determined eligible for special education services and was placed. N = No	sped_plac	Alpha	1	Y/N	7
RF0135	<b>Early Intervening Services</b> – <i>Early Intervening Services provided to "students in kindergarten through grade 12...who have not been identified as needing special education or related services but need additional academic and behavioral supports to succeed in a general education environment" IDEA, Sec.612, (f)(1).</i> Y = Yes, the student was placed into early intervening services in accordance with Arkansas Department of Education (ADE) guidelines (services are paid for by the 15% set-aside for early intervening services in accordance with IDEA, Section 612). N = No	early_interv	Alpha	1	Y/N	7
RF0140	<b>Parent Consent to Place in Special Education Date</b> – <i>Date that the parent/guardian consented to placement in special education.</i>	cons_sped	Date	8	MMDD YYYY	7
RF0145	<b>Referral Process Complete</b> – <i>The referral due process for this student is complete.</i> Y = Yes, the referral due process for this student is complete. N = No	ref_comp	Alpha	1	Y/N	7

## DATABASE SCHEMA

RF  
spcedrefrac

ID	Element	Name	Type	Size	Values	Cycles
RF0150	<b>Reason for Completion</b> – <i>Reason services ended:</i> SP = Placed into special education NE = Not eligible for special education EI = Placed into early intervening services FM = Family moved making the child unavailable TR = Transferred to another program during the due process RS = Parent refused services ED = Child died OT = Other NT = Team decided not to test	rfc_reason	Alpha	2	Table	7
RF0155	<b>Completion Other</b> – <i>If other (OT), enter the name of the service being provided.</i>	co_servs	Alpha	30		7

## STATEWIDE INFORMATION SYSTEM 2016/2017

ID	Element	DATABASE SCHEMA			SY	
		Name	Type	Size	Values	Cycles
	<b>Key</b>					
SY0010	<b>Fiscal Year</b> – The fiscal year that this reporting represents: For the 2016/2017 reporting year fy must be = 27	fy	Num	2	Table	4,7
SY0020	<b>Cycle</b> – The reporting cycle for which the data is submitted: <b>4 = December 15<sup>th</sup></b> <b>7 = June 15<sup>th</sup></b>	cycle	Num	2	Table	4,7
SY0030	<b>LEA, District</b> – Local Education Agency, the unique seven-digit number assigned by the ADE to identify individual county, district, schools, cooperatives, and vocational institutions. The first two digits represent the county, the second two digits represent the district, and the last three digits represent the individual school, for example: 6001000 60 = Pulaski County 01 = Little Rock School District 000 = N/A (zeroes for district)	lea	Alpha	7	Appendix B	4,7
SY0040	<b>SSN, Student</b> – The nine-digit Social Security number of the student. If a student's SSN cannot be obtained, then the ADE assigned number as required by Arkansas Code Ann. 6-18-208 should be used. This number should remain the same throughout the student's school career.	ssn	Alpha	9		4,7
	<b>Special Education School Age Student Information – Special Education services provided to children with disabilities ages 6 – 21.</b>					
	<b>Student's Name (Last Name, Middle Name, First Name) – Provide the student full name.</b>					
SY0076	<b>First Name</b> – The student's first name.	fname	Alpha	20		4,7
SY0077	<b>Middle Name</b> – The student's middle name	mname	Alpha	15		4,7
SY0078	<b>Last Name</b> – The student's last name.	lname	Alpha	25		4,7
SY0079	<b>State Unique Identifier</b> – The unique 10-digit Triand identifier generated for the student by the state.	uniq_stu_id	Alpha	10	#####	4,7
SY0082	<b>Race/Ethnic</b> – The general racial or ethnic heritage with which the individual most identifies from the following codes. Y in more than one combination will be considered 2 or more races. YNNNNN = Hispanic NYNNNN = Native American/Alaskan Native NNYNNN = Asian NNNYNN = Black/African American NNNNYN = Native Hawaiian/Pacific Islander NNNNNY = White	race_ethnic	Alpha	6	NNNNNN	4,7
SY0083	<b>Federal Race Category</b> – The categories used for reporting race to the US Department of Education. 1 = Hispanic 2 = American Indian/Alaskan Native 3 = Asian 4 = Black (non-Hispanic) 5 = Hawaiian/Pacific Islander 6 = White (non-Hispanic) 7 = Two or more races	fedrace	Alpha	1	Table	4,7
SY0090	<b>Gender</b> – The sexual classification of the student. (Child Count – December 1 – School Age) M = Male F = Female	gender	Alpha	1	Table	4,7
SY0100	<b>Date, Birth</b> – The student's date of birth. (Child Count – December 1 – School Age)	birth_date	Date	8	MMDD YYYY	4,7
SY0101	<b>Temporary Student</b> – Indicates if student is being temporarily placed in the Special Education program until the student is determined eligible or the evaluation is completed.	temp_student	Alpha	1	Y/N	4

ID	Element	DATABASE SCHEMA			SY	
		Name	Type	Size	Values	Cycles
SY0102	<p><b>Grade Level</b> – <i>The grade level in which the student is currently enrolled:</i></p> <p>K = Kindergarten      08 = 8<sup>th</sup> Grade            01 = 1<sup>st</sup> Grade      09 = 9<sup>th</sup> Grade            02 = 2<sup>nd</sup> Grade      10 = 10<sup>th</sup> Grade            03 = 3<sup>rd</sup> Grade      11 = 11<sup>th</sup> Grade            04 = 4<sup>th</sup> Grade      12 = 12<sup>th</sup> Grade            05 = 5<sup>th</sup> Grade      EE = Non-Graded Elementary            06 = 6<sup>th</sup> Grade      SM = Non-Graded Middle/Jr.            07 = 7<sup>th</sup> Grade      SS = Non-Graded Secondary</p>	grade	Alpha	2	Table	4,7
SY0105	<p><b>Assigned Grade Level for a Non-Graded Student.</b> – <i>Any non-graded student (EE, SM, SS) must be assigned a grade level for standardized testing purposes. If the grade level to be assigned is unclear then take the child's age as of September 30<sup>th</sup> and subtract 5. For example a non-graded student who was 10 years old on September 30<sup>th</sup> would be in grade 5 for testing purposes. Select the assigned grade level for the non-graded student based on the above criteria.</i></p> <p>K = Kindergarten      07 = 7<sup>th</sup> Grade            01 = 1<sup>st</sup> Grade      08 = 8<sup>th</sup> Grade            02 = 2<sup>nd</sup> Grade      09 = 9<sup>th</sup> Grade            03 = 3<sup>rd</sup> Grade      10 = 10<sup>th</sup> Grade            04 = 4<sup>th</sup> Grade      11 = 11<sup>th</sup> Grade            05 = 5<sup>th</sup> Grade      12 = 12<sup>th</sup> Grade            06 = 6<sup>th</sup> Grade</p>	non_graded	Alpha	2	Table	4
SY0106	<p><b>Alternate Portfolio</b> – <i>Indicate if student's IEP requires them to submit an alternate portfolio for benchmark and end of course assessments. This applies to grades 3-8 for literacy and mathematics; grade 11 for literacy; grade 9 for Mathematics; and grade 10 for science.</i></p> <p>NA = Not Applicable or Null (default)            ALM = Alt_Literacy &amp; Math (Grades 3,4,6,8 &amp; 11)            ALMS = Alt_Literacy, Math &amp; Science (Grades 5 &amp; 7 only)            DLM = Delayed Literacy and Math to Grade 11 (Grade 9 only)            SDLM = Taking Alternate Science but Delaying Alternate Literacy &amp; Math to Grade 11 (Grade 10 only)</p>	alt_port	Alpha	4	Table	4
SY0107	<b>Charter School</b> – <i>Indicate if the student is enrolled in a charter school.</i>	charter_sch	Alpha	1	Y/N	4,7
SY0108	<b>LEA, School (Building Code)</b> – <i>The last three digits of the school number as assigned by the state.</i>	bldg_code	Alpha	3	###	4,7
SY0109	<b>Status, English Language Learner (ELL)</b> – <i>Student has a language background other than English, and his or her proficiency in English is such that the probability of the student's academic success in an English-only classroom is below that of native English language students.</i>	ell	Alpha	1	Y/N	4,7
SY0110	<b>School Choice General</b> – <i>Indicate if the student resides in another district, but is enrolled in your district under school choice general.</i>	sch_choice	Alpha	1	Y/N	4
SY0111	<b>School Choice (School Improvement Outside the District)</b> – <i>Indicate if a student resides in another district, but is enrolled in your district under school choice school improvement from outside the district.</i>	schimprv_outdist	Alpha	1	Y/N	4
SY0112	<b>School Choice Resident LEA</b> – <i>Indicate the resident LEA of the student who is enrolled in your district under school choice general or school improvement outside the district.</i>	res_lea	Alpha	7	Appendix B	4

ID	Element	DATABASE SCHEMA			SY	
		Name	Type	Size	Values	Cycles
SY0115	<p><b>Primary Disability</b> – The code designating the student’s primary disability. (Child Count – December 1 – School Age) Use one of the following codes:</p> <p>MR – Intellectual Disability  HI – Hearing Impaired  SI – Speech/Language Impairments  VI – Visual Impairments  ED – Emotional Disturbance  OI – Orthopedic Impairments  OHI – Other Health Impairments  SLD – Specific Learning Disabilities  DB – Deaf-Blindness  MD – Multiple Disabilities  AU – Autism  TBI – Traumatic Brain Injury</p>	prds_cd	Alpha	3	Table	4,7
SY0120	<p><b>Educational Placement – Ages 6-21</b> – The primary educational placement as defined under federal guidelines. (Child Count – December 1 – School Age) The placement codes are as follows:</p> <p>CF – Correctional Facilities  DB – Public Day School  DI – Private Day School  HH – Hospital/Homebound  PP – Parentally Placed in Private Schools  RB – Public Residential  RG – Regular Class with Special Ed (up to 21%)  RI – Private Residential  RR – Resource Room (21% to 60% SPED)  SC – Special Class/Self-Contained (60% or more SPED)</p>	fedpl_cd	Alpha	2	Table	4,7
SY0140	<p><b>Private Provider</b> – The name of the private provider for the educational placement codes of DI,DB,RB,RI,HH,CF,PP. (Child Count – December 1 – School Age)</p>	priv_pro	Alpha	30		4
SY0165	<p><b>Private School Residents</b> – The LEA number of the district where the private school student resides.</p>	resid_lea	Alpha	7	Appendix B	4
SY0170	<p><b>Private Provider Residents</b> – The LEA number of the sending district from which the student came.</p>	privprov_lea	Alpha	7	Appendix B	4
	<p><b>EXIT INFORMATION</b> – The status of a special education student, age 14-21 who left the special education program during the current school year according to the categories defined under the Individuals with Disabilities Education Act Amendments of 1997.</p>					
SY0190	<p><b>Exit Status</b> – Indicate if the student, age 14-21 left the special education program during the current school year. (Exiting Report – June – School Age) The exiting categories are as follows:</p> <p>DI – Died  DO – Dropped Out  GC – Graduated – Certificate  GD – Graduated – Diploma  MA – Reached Maximum Age  MK – Moved, Known Continuing  RC – Returned-Regular Class</p>	sped_exit	Alpha	2	Table	7

ID	Element	DATABASE SCHEMA			SY	
		Name	Type	Size	Values	Cycles
SY0200	<b>Educational Placement-Previous Year</b> – <i>The student’s educational placement under federal guidelines for the previous school year. (Exiting Report – June 15 – School Age)</i> RG – Regular Class with Special Ed RN – Regular Class with No Special Ed RR – Resource Room SC – Special Class DI – Private Day School DB – Public Day School RI – Private Residential RB – Public Residential HH – Hospital/Homebound CF – Correction Facility PP – Parent Placed	fedpl_pryr	Alpha	2	Table	7
SY0225	<b>Exit Date</b> – <i>Enter the date in which the student left the special education program.</i>	exit_date	Date	8	MMDD YYYY	7
SY0230	<b>Entry Date</b> – <i>Enter the date in which the student entered the special education program.</i>	entry_date	Date	8	MMDD YYYY	4
SY0240	<b>Special Education Teacher ID</b> – <i>This is the staff information ID of the teacher who holds the student’s IEP folder.</i>	tch_id	Alpha	10	Table	4
SY0250	<b>Special Education Teacher Name</b> – <i>This is the teacher’s first name tied to the staff information ID.</i>	tch_fname	ALpha	20	Table	4
SY0260	<b>Special Education Teacher Name</b> – <i>This is the teacher’s last name tied to the staff information ID.</i>	tch_lname	ALpha	25	Table	4
SY0270	<b>Speech Therapist ID</b> – <i>This is the staff information ID of the therapist who provides speech services to the student.</i>	st_id	ALpha	10	Table	4
SY0280	<b>Speech Therapist First Name</b> – <i>This is the speech therapist’s first name tied to the staff information ID.</i>	st_fname	ALpha	20	Table	4
SY0290	<b>Speech Therapist Last Name</b> – <i>This is the speech therapist’s last name tied to the staff information ID.</i>	st_lname	ALpha	25	Table	4

## STATEWIDE INFORMATION SYSTEM 2016/2017

ST

student

ID	Element	Name	Type	Size	Values	Cycles
	<b>Key</b>					
ST0010	<b>Fiscal Year</b> – The fiscal year that this reporting represents: For the 2016/2017 reporting year fy must be = 27	fy	Num	2	Table	2,3,4,5,6,7
ST0020	<b>Cycle</b> – The reporting cycle for which the data is submitted: 2 = October 15 <sup>th</sup> 3 = November 15 <sup>th</sup> 4 = December 15 <sup>th</sup> 5 = February 15 <sup>th</sup> 6 = April 15 <sup>th</sup> 7 = June 15 <sup>th</sup>	cycle	Num	2	Appendix B	2,3,4,5,6,7
ST0030	<b>LEA, School</b> – Local Education Agency, the unique seven-digit number assigned by the ADE to identify individual county, district, schools, cooperatives, and vocational institutions. The first two digits represent the county, the second two digits represent the district, and the last three digits represent the individual school, for example: 6001002 60 = Pulaski County 01 = Little Rock School District 002 = Hall High School	lea	Alpha	7	Appendix C	2,3,4,5,6,7
ST0040	<b>SSN, Student</b> – The nine-digit Social Security number of the student. If a student's SSN cannot be obtained, then the ADE assigned number as required by Arkansas Code Ann. 6-18-208 should be used. This number should remain the same throughout the student's school career.	ssn	Alpha	9	##### #	2,3,4,5,6,7
	<b>General</b>					
ST0045	<b>State Reporting ID</b> – The unique 10-digit Triand identifier generated for the student by the state.	uniq_stu_id	Alpha	10	##### ##	2,3,4,5,6,7
	<b>Student Name</b>					
ST0046	<b>First Name</b> – The student's first name.	fname	Alpha	25		2,3,4,5,6,7
ST0047	<b>Middle Name</b> – The student's middle name.	mname	Alpha	25		2,3,4,5,6,7
ST0048	<b>Last Name</b> – The student's last name.	lname	Alpha	40		2,3,4,5,6,7
ST0050	<b>Race</b> – The general racial or ethnic heritage with which the individual most identifies from the following codes. Y in more than one combination will be considered 2 or more races YNNNNN = Hispanic NYNNNN = Native American/Alaskan Native NNYNNN = Asian NNNYNN = Black/African American NNNNYN = Native Hawaiian/Pacific Islander NNNNNY = White	race_ethnic	Alpha	6	NNNNNN	2,3,4,5,6,7
ST0060	<b>Gender</b> – The sexual classification of the student. M = Male F = Female	gender	Alpha	1	Table	2,3,4,5,6,7
ST0070	<b>Date, Birth</b> – The student's date of birth.	birth_date	Date	8	MMDDY YYY	2,3,4,5,6,7
ST0080	<b>LEA, District of Residence</b> – The seven-digit district number of residency. Used for determining Act 214 situations where county lines may be crossed to transport students. 6001000 60 = Pulaski County 01 = Little Rock School District 000 = N/A (zeroes for district)	residence_lea	Alpha	7	Appendix B	2,3,4,5,6,7



ID	Element	Name	Type	Size	Values	Cycles
ST0090	<b>Resident</b> – The code designating whether the student’s legal residence is within the geographic area served by the district as follows: R = Residence is within the district’s area C = Residence is outside the district’s area S = Residence is outside the state of Arkansas K = Katrina Evacuee Student (resident) Q = Rita Evacuee Student (resident) 1 = Resident Home School Student No ADM 2 = Resident Home School Student WITH ADM	resident_code	Alpha	1	Table	2,3,4,5,6,7
ST0100	<b>Grade Level</b> – The grade level in which the student is currently enrolled: P = Pre-School                    08 = 8 <sup>th</sup> Grade K = Kindergarten                09 = 9 <sup>th</sup> Grade 01 = 1 <sup>st</sup> Grade                    10 = 10 <sup>th</sup> Grade 02 = 2 <sup>nd</sup> Grade                   11 = 11 <sup>th</sup> Grade 03 = 3 <sup>rd</sup> Grade                   12 = 12 <sup>th</sup> Grade 04 = 4 <sup>th</sup> Grade                   13 = Adult Education 05 = 5 <sup>th</sup> Grade                   EE = Non-Graded Elementary 06 = 6 <sup>th</sup> Grade                   SM = Non-Graded Middle/Jr. 07 = 7 <sup>th</sup> Grade                   SS = Non-Graded Secondary	grade_level	Alpha	2	Table	2,3,4,5,6,7
ST0105	<b>Pre School (Kindergarten)</b> – Indicates the preschool program for students who are currently in a preschool program or current Kindergarten students who participated in one of the following full-time* four (4) year old preschool programs. A = ABC                                    O = Other EC= Early Childhood Special Ed    P = Private Preschool H = Head Start                            NA = Not Applicable C = 21 <sup>st</sup> Century Community        Learning Center PS = Public School Pre School        E = Even start *Full-time is defined as attending a four (4) year old program nine (9) months, at least 20 hours a week.	pre_sch_kind	Alpha	2	Table	2,3,4,5,6,7
ST0106	<b>21st CCLC After School Programs</b> – 21st Century Community Learning Center programs are out of school programs funded by the US Department of Education. Indicates the student is participating in any of the following programs which is covered under this guidance: Before School – (Scheduled academic/tutoring period prior to the beginning of the regular school day) After School – (Scheduled academic/tutoring period following dismissal of the regular school day) Summer – (Scheduled academic/tutoring time following or prior to the academic school year) Weekend – (Scheduled academic/tutoring/enrichment time on Saturday or Sunday).	cclc_prog	Alpha	1	Y/N	2,3,4,5,6,7
ST0110	<b>Entry Code</b> – The status in which the student was admitted for the current school year: E1 = New Enrollment                    RE = Re-entry E2 = Transfer from out of state        HS = Home School IS = Instate Transfer                    PS = Private School ID = Indistrict Transfer                RC = Residential Center	entry_code	Alpha	2	Table	2,3,4,5,6,7
ST0120	<b>Date, Entry</b> – The date on which the student is first present to receive instruction for the current school year.	entry_date	Date	8	MMDD YYYY	2,3,4,5,6,7
ST0125	<b>GPA (Grade Point Average)</b> – Is to be entered for students in grades 09-12. The GPA is to be calculated in accordance with Rules and Regulations establishing the Academic Standards for Student Population in Competitive Interscholastic Activities by the State Board of Education.	gpa	Dec	3,2	###	7

DATABASE SCHEMA						
ID	Element	Name	Type	Size	Values	Cycles
ST0126	<b>Smart Core Waiver</b> – Starting in 7th grade, all students will participate in the Smart Core curriculum unless the parent or guardian waives the student's right to participate. Indicates if the student has a parent waiver that exempts them from Smart Core Curriculum.	smart_core	Alpha	1	Y/N	2,7
ST0128	<b>Consolidated LEA</b> – The LEA number of the consolidated or annexed district the student was previously in prior to consolidation/annexation.	consol_lea	Alpha	7	Table	2,3,4,5,6,7
	<b>Transfers</b>					
ST0130	<b>School Choice</b> – Indicates a student attends a school outside the student's resident school district and has transferred via the Arkansas Public School Choice Act. ESchool code is "B". Refer to Ark. Code Ann. 6/19/1901 as amended by Act 560 on 2015.	school_choice	Alpha	1	Y/N	2
ST0131	<b>Legal Transfer</b> – Indicates a student attends a school outside the student's resident school district and has transferred via a legal transfer approved by both districts' school boards. ESchool code is "C". Refer to Ark. Code Ann. 6-18-316.	legal_transf	Alpha	1	Y/N	2
ST0132	<b>School Choice (Opportunity Within the District)</b> – Indicates a student attends a school within the student's resident district and has transferred via the Arkansas Opportunity Public School Choice Act. ESchool code is "Y". Refer to Ark. Code Ann. 6-18-227.	schchoice_indist	Alpha	1	Y/N	2
ST0133	<b>School Choice (Opportunity Outside the District)</b> – Indicates a student attends a school outside the student's resident district and has transferred via the Arkansas Opportunity Public School Choice Act. ESchool code is "Z". Refer to Ark. Code Ann. 6-18-227.	schchoice_outdist	Alpha	1	Y/N	2
ST0135	<b>School Choice (School Improvement Within the District)</b> – Indicates a student transferred to this school within the district under School Improvement Choice. ESchool code is "F" or "G".	schimprv_indist	Alpha	1	Y/N	2
ST0138	<b>School Choice (School Improvement Outside the District)</b> – Indicates a student living outside the school district transferred to this school under the School Improvement Choice. ESchool code is "I" or "J".	schimprv_outdist	Alpha	1	Y/N	2
ST0140	<b>School Choice 1<sup>st</sup> Time</b> – Indicates a student is a first time participant in choosing to attend a school other than the local school to which they are assigned. ESchool code is "A".	school_choice1	Alpha	1	Y/N	2
ST0142	<b>LEA, Choice</b> – The 7 digit LEA number for the school from which the student transferred from because of school choice. If any of the following fields (ST0130, ST0131, ST0132, ST0133, ST0135, ST0138, ST0140) are 'Y' this field must have a valid School LEA.	choice_lea	Alpha	7	Appendix C	2
ST0150	<b>Tuition</b> – A code designating a non-resident student for whom tuition is paid in one of the following ways: PR = Private                      SP = Special Education NP = Non-Paid                      NA = Not Applicable	tuition	Alpha	2	Table	3,5,6,7
ST0160	<b>Tuition Agreement</b> – Indicates whether an agreement has been made with a school district or special education agency where the servicing district or agency receives funds for students.	tuition_agreement	Alpha	1	Y/N	3,5,6,7
ST0162	<b>Name Servicing School</b> – The name of the school that provides full-time special education services for the student through a tuition agreement with the resident school. *Cannot be blank if tuition = "SP"	servicing_school	Alpha	20		3,5,6,7
ST0170	<b>LEA, Sending/Receiving</b> – The seven-digit LEA number for the district for which a student is transported (or transferred) to or from. If Tuition Agreement = Y this field cannot be blank, must enter LEA number student is transported to/from.	recsend_lea	Alpha	7	Appendix B,E	3,5,6,7
ST0175	<b>Supplemental Services</b> – Academic services provided outside of the regular school day by an approved supplemental service provider for eligible students in a Title I recipient school designated in year 2 year and beyond of school improvement as defined by No Child Left Behind.	supp_srvs	Alpha	1	Y/N	7

DATABASE SCHEMA							ST student
ID	Element	Name	Type	Size	Values	Cycles	
ST0176	<b>Supplemental Education Services (SES) Provider</b> – The name of the Supplemental Educational Services Provider (SES provider) for the student can be found on the following web page <a href="http://www.apscn.org">www.apscn.org</a> .	ses_prov	Num	4	Table	7	
ST0180	<b>Displaced District</b> – The name of the district that the evacuee student attended prior to coming into the state.	displace_dist	Alpha	25		2,3,4,5,6,7	
ST0181	<b>Displaced District State</b> – The state in which the Displaced District is located.	displace_state	Alpha	2	Table	2,3,4,5,6,7	
	<b>Student Status</b>						
ST0210	<b>Status, Meal</b> – A student who has limited eligibility for federal assistance or by being disadvantaged may qualify for free or reduced breakfast and/or lunch as designated: 1 = Free 2 = Reduced 3 = Full-price Paid 4 = Direct Certification	meal	Num	1	Table	2-7	
ST0212	<b>Status, Title I</b> – Indicates if the student is Title I eligible.	title1_stud	Alpha	1	Y/N	2	
ST0215	<b>Status, Gifted/Talented</b> – Students identified as having high potential or ability whose learning characteristics and educational needs require qualitatively differentiated educational experiences and/or services. All districts must establish equitable criteria for identification of gifted and talented students; establish programs that will lead to appropriate educational opportunities of these students; and establish procedures to evaluate the effectiveness of the provisions of these educational opportunities.	gt	Alpha	1	Y/N	2,3,4,5,6,7	
ST0218	<b>Status, Special Education</b> – A student has been determined to be eligible for special education under the Individuals with Disabilities Education Act and has an individualized education program (IEP). Does not include students determined handicapped under Section 504 of the Rehabilitation Act of 1973.	sped	Alpha	1	Y/N	2,3,4,5,6,7	
ST0220	<b>Status, Handicap</b> – A student has been determined to be eligible under Section 504 of the Rehabilitation Act of 1973. For purposes of this database this does not include special education students.	handicap	Alpha	1	Y/N	2,3,4,5,6,7	
ST0225	<b>Status, Immigrant</b> – A student who is between the ages of 3 and 21 who was not born in any state or has not attended one or more schools in any one or more states for more than 3 full academic years.	immigrant	Alpha	1	Y/N	2,3,4,5,6,7	
	<b>ELL/LEP</b>						
ST0230	<b>Former ELL/LEP Monitored</b> – A student who was exited from ESL services and whose academic progress is being monitored for two years in the regular education classroom as required by Federal law. M1 – Monitored Year 1 M2 – Monitored Year 2	lep_monitor	Alpha	2	Table	2,3,4,5,6,7	
ST0231	<b>ELL/LEP Entry date</b> – The date the student entered a U. S. school for the first time, regardless if the entry was in Arkansas or another state.	ell_lep_entrydate	Date	8	MMDD YYYY	2,3,4,5,6,7	
ST0232	<b>ELL/LEP Exit date</b> – The date the student met criteria for Fluent English Proficient status and was exited from the LEP program; no longer receives services; is a regular education student.	ell_lep_exitdate	Date	8	MMDD YYYY	2,3,4,5,6,7	
ST0233	<b>ESL Waived Services date</b> – The date a LEP/ELL student’s parent signed the form waiving ESL services for the student.	esl_servc_date	Date	8	MMDD YYYY	2,3,4,5,6,7	
ST0245	<b>Status, Migrant</b> – A student who has moved in the past 3 years, on their own or with their family, for the purpose of seeking work in agriculture, fishing, dairies, logging or food processing. A student can only be determined as “migrant” by the Arkansas migrant education program, which will provide a list of eligible students to each district where migrant children reside.	migrant	Alpha	1	Y/N	2,3,4,5,6,7	
ST0250	<b>Status, Marital</b> – Value indicating if a student is currently legally married: S = Single M = Married	marital	Alpha	1	Table	2,3,4,5,6,7	

DATABASE SCHEMA						
ID	Element	Name	Type	Size	Values	Cycles
ST0260	<b>Status, Homeless</b> – <i>An individual who lacks a fixed, regular and adequate nighttime residence...in general children living in hotels, motels, camping grounds, cars, parks, abandoned buildings, sharing housing of other persons due to loss of housing in economic hardship, or similar settings due to lack of alternative adequate accommodations; in emergency or transitional shelters; abandoned in hospitals; awaiting foster care placement; migratory children living in circumstances as described; and other inadequate regular sleeping accommodations are considered homeless.</i>	homeless	Alpha	1	Y/N	2,3,4,5,6,7
ST0265	<b>Homeless</b> – <i>Identify the type of homeless situation describing the primary nighttime residence.</i> S = Shelter, transitional housing, awaiting foster care D = Doubled-Up (e.g. living with another family) HM = Hotels/Motels SH = Substandard Housing O = Other U = Unsheltered (e.g. cars, parks, campgrounds, temporary trailer, or abandoned buildings) NA = Not Applicable	homeless_type	Alpha	2	Table	2,3,4,5,6,7
ST0267	<b>Homeless Unaccompanied Youth Status</b> – <i>An individual who lacks a fixed, regular and adequate nighttime residence...in general youth living in hotels, motels, camping grounds, cars, parks, abandoned buildings, sharing housing of other persons due to loss of housing in economic hardship, or similar settings due to lack of alternative adequate accommodations; in emergency or transitional shelters; abandoned in hospitals; awaiting foster care placement; migratory youth living in circumstances as described; and other inadequate regular sleeping accommodations are considered homeless.</i>	unaccompanied_youth	Alpha	1	Y/N	2,3,4,5,6,7
ST0270	<b>Status, Orphan</b> – <i>Denotes a student with no living paternal parents.</i>	orphan	Alpha	1	Y/N	2,3,4,5,6,7
ST0280	<b>Status, Foster Child</b> – <i>Refers to a student that lives in a foster home environment.</i>	foster_child	Alpha	1	Y/N	2,3,4,5,6,7
ST0290	<b>Status, English Language Learner (ELL)</b> – <i>The student has a language background other than English, and his or her proficiency in English is such that the probability of the student's academic success in an English-only classroom is below that of native English language students.</i>	ltd_english_prof	Alpha	1	Y/N	2,3,4,5,6,7
ST0300	<b>Status, Primary Home Language</b> – <i>The language or dialect routinely spoken in the student's home.</i>	home_language	Alpha	2	Appendix H	2,3,4,5,6,7
ST0310	<b>Status, Retention</b> – <i>Flag indicating a student has been retained from the prior year in the same grade level.</i>	retention	Alpha	1	Y/N	3
ST0318	<b>Status, Enrollment</b> – <i>Any resident student registered to attend this school and is present at least one day prior to October 1st of this reporting fiscal year.</i>	enrolled	Alpha	1	Y/N	2
ST0319	<b>Status, Dropout</b> – <i>Student who meets the dropout definition as defined by NCES- "students in grades 7-12 who leaves school between October 1 of the previous school year and September 30 of the current year and has not graduated".</i>	dropout	Alpha	1	Y/N	3
	<b>Dropout/Withdrawal</b>					

DATABASE SCHEMA						
ID	Element	Name	Type	Size	Values	Cycles
ST0320	<b>Dropout/Withdrawal</b> – <i>The reason for which a student leaves the school system. (A.C.A. &amp; 6-18-214 as Amended by Act 230 of 1997)</i> 0 = N/A 1 = Enroll in another sch in state 2 = Incarcerated 3 = Deceased 4 = Failing Grades 5 = Suspended or Expelled 6 = Lack of Interest 7 = Conflict with School 8 = Economic Hardship 9 = Pregnancy/Marriage 10 = Peer Conflict 11 = Enrolled in GED 12 = Alcohol/Drugs 13 = Health Problems 14 = Other 15 = Early Graduates 16 = Enrolled in Private School 17 = Enrolled in Home School 18 = Enrolled in another School out of state	drop_withdraw	Num	2	Table	2,3,4,5,6,7
ST0330	<b>Date, Dropout/Withdrawal</b> – <i>The date on which the student permanently withdraws from school.</i>	drop_date	Date	8	MMDD YYYY	2,3,4,5,6,7
ST0336	<b>M to M Student</b> – <i>Majority to Minority, designates a student who attends a school district (other than his or her resident district) whereby the student becomes part of the racial minority after previously being part of the racial majority in the resident district, M to M students currently exist only in the Pulaski County school districts as a result of Federal Court Orders.</i>	mm_stud	Alpha	1	Y/N	2,3,4,5,6,7
	<b>Parent (Guardian) – Parent/Guardian address information is used for the Report Card mailing labels.</b>					
ST0345	<b>First Name</b> – <i>The parent or guardian's first name.</i>	prnt_fname	Alpha	20		2,3,4,5,6,7
ST0350	<b>Middle Name</b> – <i>The parent or guardian's middle name</i>	prnt_mname	Alpha	15		2,3,4,5,6,7
ST0355	<b>Last Name</b> – <i>The parent or guardian's last name</i>	prnt_lname	Alpha	25		2,3,4,5,6,7
	<b>Address, Mailing – The street name and building number or PO Box where the parent or legal guardian of the student receives mail.</b>					
ST0360	<b>Address</b> – <i>Parent or guardian's mailing address</i>	prnt_mail_addr	Alpha	30		2,3,4,5,6,7
ST0365	<b>City</b> – <i>Parent or guardian's mailing address city</i>	prnt_mail_city	Alpha	20		2,3,4,5,6,7
ST0370	<b>State</b> – <i>Parent or guardian's mailing address state</i>	prnt_mail_state	Alpha	2	AR	2,3,4,5,6,7
ST0375	<b>Zip</b> – <i>Parent or guardian's mailing address zip code</i>	prnt_mail_zip	Alpha	5		2,3,4,5,6,7
	<b>Address, Physical – The street name and building number where the parent or legal guardian of the student resides.</b>					
ST0380	<b>Address</b> – <i>Parent or guardian's physical address</i>	phy_mail_addr	Alpha	30		2,3,4,5,6,7
ST0381	<b>City</b> – <i>Parent or guardian's physical address city</i>	phy_mail_city	Alpha	20		2,3,4,5,6,7
ST0382	<b>State</b> – <i>Parent or guardian's physical address state</i>	phy_mail_state	Alpha	2	AR	2,3,4,5,6,7
ST0383	<b>Zip</b> – <i>Parent or guardian's physical address zip code</i>	phy_mail_zip	Alpha	5		2,3,4,5,6,7

DATABASE SCHEMA						
ID	Element	Name	Type	Size	Values	Cycles
ST0384	<p><b>Status, Military Dependent</b> – According to ACT 514 of 2013 a school district should indicate for students in kindergarten thru twelve (K-12) if the student resides in a household of a person who is an active duty service member or is serving in the reserve component of a branch of the United State armed forces.</p> <p>CODE      DESCRIPTION</p> <p>01 – Active Duty – US Army</p> <p>02 – Active Duty – US Air Force</p> <p>03 – Active Duty – US Navy</p> <p>04 – Active Duty – US Marines</p> <p>05 – Active Duty – United States Coast Guard</p> <p>06 – Reserves – US Army</p> <p>07 – Reserves – US Air Force</p> <p>08 – Reserves – US Navy</p> <p>09 – Reserves – US Marines</p> <p>10 – National Guard – US Army</p> <p>11 – National Guard – US Air Force</p> <p>12 – Parents serve in multiple branches</p> <p>13 – Not Applicable</p> <p>14 – Reserves – Coast Guard.</p>	military_dep	Alpha	2		2,3,4,5,6,7
ST0385	<p><b>Status, Twin:</b> A twin is defined as one of two or more offspring produced by the same pregnancy. Twins can be either identical or fraternal and usually share the same last name and date of birth.</p>	Twin	Alpha	1	Y/N	2,3,4,5,6,7
ST0400	<p><b>School-Based Health Center (SBHC)</b> – School-Based Health Center Programs are funded by the Arkansas Department of Education State Grant and are intended to aid the district in forming a medical health partnership with local medical providers to provide basic comprehensive medical and mental health services on school campus. The purpose of this program is to promote health, wellness, and academic achievement in Arkansas public schools. Indicates the necessary paperwork to enroll the student to receive medical services provided through the school-based health center has been completed.</p>	sbhc_program	Alpha	1	Y/N	2,3,4,5,6,7

DATABASE SCHEMA		student_att				
ID	Element	Name	Type	Size	Values	Cycle
	<b>Key</b>					
SS0010	<b>Fiscal Year</b> – The fiscal year that this reporting represents: For the 2016/2017 reporting year fy must be = 27	fy	Num	2	Table	3,5,6,7
SS0020	<b>Cycle</b> – The reporting cycle for which the data is submitted: 3 = November 15 <sup>th</sup> 5 = February 15 <sup>th</sup> 6 = April 15 <sup>th</sup> 7 = June 15 <sup>th</sup>	cycle	Num	2	Table	3,5,6,7
SS0030	<b>LEA, School</b> – Local Education Agency, the unique seven-digit number assigned by the ADE to identify individual county, district, schools, cooperatives, and vocational institutions. The first two digits represent the county, the second two digits represent the district, and the last three digits represent the individual school, for example: 6001002 60 = Pulaski County 01 = Little Rock School District 002 = Hall High School	lea	Alpha	7	Appendix C	3,5,6,7
SS0040	<b>SSN, Student</b> – The nine-digit Social Security number of the student. If a student's SSN cannot be obtained, then the ADE assigned number as required by Arkansas Code Ann. 6-18-208 should be used. This number should remain the same throughout the student's school career.	ssn	Alpha	9		3,5,6,7
SS0045	<b>State Reporting ID</b> – The unique 10-digit Triand identifier generated for the student by the state.	uniq_stu_id	Alpha	10	##### ##	3,5,6,7
	<b>Student Transportation Status</b>					
SS0050	<b>Status, Transportation</b> – Indicates that the student is eligible to ride a bus to/from school. A transported student is one who lives 2 or more miles from their assigned school. T = Transported N = Non-Transported	bus	Alpha	1	Table	3,5,6,7
	<b>General</b>					
SS0051	<b>Transportation</b> – Indicates means of transporting the student to/from school. B–Bus D–Drives self G–Parent/guardian P–District paid transportation	trans_status	Alpha	1	Table	3,5,6,7
SS0052	<b>Status, Majority to Minority</b> – When two or more districts involved in a desegregation case provide that a student attending a school in their resident district where the student is in the majority race voluntarily transfers to a school outside their resident district where the student is in the minority race.	min_to_maj	Alpha	1	Y/N	3,5,6,7
SS0053	<b>Status, Magnet</b> – Any student attending one of the six designated "magnet" schools in Little Rock.	magnet	Alpha	1	Y/N	3,5,6,7
	<b>Attendance</b>					
	<b>Days Present</b> – The number of days the student arrived at school each quarter (1-4) of the current school year.					
	<b>Days Absent</b> – The number of days the student was not in school each quarter (1-4) of the current school year					
SS0060	<b>Days Present Quarter 1</b>	days_prs_qtr1	Dec	8,2	#####.##	3
SS0070	<b>Days Absent Quarter 1</b>	days_abs_qtr1	Dec	8,2	#####.##	3
SS0120	<b>Days Present Quarter 2</b>	days_prs_qtr2	Dec	8,2	#####.##	5
SS0130	<b>Days Absent Quarter 2</b>	days_abs_qtr2	Dec	8,2	#####.##	5
SS0180	<b>Days Present Quarter 3</b>	days_prs_qtr3	Dec	8,2	#####.##	6
SS0210	<b>Days Absent Quarter 3</b>	days_abs_qtr3	Dec	8,2	#####.##	6
SS0240	<b>Days Present Quarter 4</b>	days_prs_qtr4	Dec	8,2	#####.##	7
SS0250	<b>Days Absent Quarter 4</b>	days_abs_qtr4	Dec	8,2	#####.##	7

ID	Element	DATABASE SCHEMA			student_grade	
		Name	Type	Size	Values	Cycle
	<b>Key</b>					
SG0010	<b>Fiscal Year</b> – The fiscal year that this reporting represents: For the 2016/2017 reporting year fy must be = 27	fy	Num	2	Table	7
SG0020	<b>Cycle</b> – The reporting cycle for which the data is submitted: 7 = June 15 <sup>th</sup>	cycle	Num	2	Table	7
SG0030	<b>LEA, School</b> – Local Education Agency, the unique seven-digit number assigned by the ADE to identify individual county, district, schools, cooperatives, and vocational institutions. The first two digits represent the county, the second two digits represent the district, and the last three digits represent the individual school, for example: 6001002 60 = Pulaski County 01 = Little Rock School District 002 = Hall High School	lea	Alpha	7	Appendix C	7
SG0050	<b>Course Number</b> – The ADE assigned number designated to a course for identification purposes.	course_num	Alpha	6	Appendix I	7
SG0075	<b>Section</b> – The district assigned number given to a unique class of a particular course number.	section_num	Alpha	15		7
SG0080	<b>Course Description</b> – The name given to the course from the Master Schedule.	course_desc	Alpha	15		7
SG0100	<b>SSN, Student</b> – The nine-digit Social Security number of the student. If a student's SSN cannot be obtained, then the ADE assigned number as required by Arkansas Code Ann. 6-18-208 should be used. This number should remain the same throughout the student's school career.	ssn	Alpha	9	#####	7
	<b>General</b>					
SG0125	<b>State Reporting ID</b> – The unique 10-digit Triand identifier generated for the student by the state.	uniq_stu_id	Alpha	10	#####	7
SG0150	<b>1<sup>st</sup> Semester Grade</b> – The academic grade achieved in this course for the first semester.	sem_grade_1	Alpha	3		7
SG0175	<b>2<sup>nd</sup> Semester Grade</b> – The academic grade achieved in this course for the second semester.	sem_grade_2	Alpha	3		7
SG0200	<b>3<sup>rd</sup> Semester Grade</b> – The academic grade achieved in this course for the third semester.	sem_grade_3	Alpha	3		7
SG0225	<b>4<sup>th</sup> Semester Grade</b> – The academic grade achieved in this course for the fourth semester.	sem_grade_4	Alpha	3		7
SG0230	<b>Course Credit Earned</b> – The credit the student earned for the course.	credit_earned	Dec	6,4	#####	7



DATABASE SCHEMA						
ID	Element	Name	Type	Size	Values	Cycle
	<b>Key</b>					
SI0010	<b>Fiscal Year</b> – <i>The fiscal year that this reporting cycle represents: For the 2016/2017 reporting year fy must be = 27</i>	fy	Num	2	Table	1-7
SI0020	<b>Cycle</b> – <i>The reporting cycle for which the data is submitted: 1 = September 30th 2 = October 15<sup>th</sup> 3 = November 15<sup>th</sup> 4 = December 15th 5 = February 15th 6 = April 15<sup>th</sup> 7 = June 15<sup>th</sup></i>	cycle	Num	2	Table	1-7
SI0030	<b>LEA, School</b> – <i>Local Education Agency, the unique seven-digit number assigned by the ADE to identify individual schools. The first two digits represent the county, the second two digits represent the district, and the last three digits represent the individual school, for example: 6001002 60 = Pulaski County 01 = Little Rock School District 002 = Hall High School</i>	lea	Alpha	7	Appendix C	1-7
SI0040	<b>Date, Month, Day and Year</b> – <i>The student identification number is changed.</i>	date	Date	8	MMDD YYYY	1-7
	<b>ID Information</b>					
SI0050	<b>Changed from ID</b> – <i>The SSN or assigned number currently being used to identify this student.</i>	change_from_ssn_or_id	Alpha	9		1-7
SI0060	<b>Changed to SSN or ID Number</b> – <i>The nine-digit Social Security Number of the student or if a student's SSN cannot be obtained, then the ADE assigned number as required by Arkansas Code Ann. 6-18-208 should be used. This number should remain the same throughout the student's school career.</i>	change_to_ssn_or_id	Alpha	9		1-7

# **STATEWIDE INFORMATION SYSTEM 2016/2017**

## **APPENDICES**

**APPENDICES**

Appendix A – County .....<https://adedata.arkansas.gov/statewide/Counties/CountyList.aspx>

Appendix B – District LEAs.....<https://adedata.arkansas.gov/statewide/State/DistrictList.aspx>

Appendix C – School LEAs.....<https://adedata.arkansas.gov/statewide/State/SchoolList.aspx>

Appendix D – Arkansas Educational Cooperatives...<https://adedata.arkansas.gov/statewide/State/CoopList.aspx>

## POSTSECONDARY SCHOOLS (TECHNICAL INSTITUTES)

LEA	Institute
6280000	Crowley's Ridge Technical Institute
7280000	Northwest Technical Institute
4080000	Riverside Vocational Technical Institute

## SECONDARY VOCATIONAL CENTERS

LEA	Vocational Name
4722000	Ark Northeastern College Technical Center
1822000	Arkansas State University–Midsouth Technical Center
0322000	Arkansas State University–Mountain Home Career Center
5822000	Arkansas Tech University Career Center
7322000	ASU – Searcy Regional Career Center
2322000	Conway Arwa Career Center
6722000	Dequeen/Mena Coop Technical Education Center
6222000	East Arkansas Secondary Career Center
3522000	Jefferson Area Career Center
6001004	Metropolitan Vo-Tech School
2222000	Monticello Occupational Education Center
2622000	National Park Technology Ctr
0522000	North Ark College Secondary Ct
6522000	North Central Vocational Center
1622000	Northeast Arkansas Career And Technical Center
7222000	Northwest Technical Institute Secondary Career Center
3022000	Ouachita Area Career Center
0122000	Phillips County Community College Career And Tech Ctr
1522000	River Valley Technical Center
6322000	Saline County Vocational Center
5222000	Sau–Tech Career Center
0622000	Seabec
7022000	South Arkansas Community College Secondary Tech Ctr
4622000	Texarkana Area Technical Center
6622000	Western Arkansas Technical Center

**APPENDICES**

Appendix F – Arkansas Licensed Job Codes.....<https://adedata.arkansas.gov/jcms/Default.aspx>

Appendix G – Arkansas Classified Job Codes.....<https://adedata.arkansas.gov/jcms/ClassifiedJobs.aspx>

## ARKANSAS LANGUAGE CODES

Code	Language
AF	Afrikaans
AL	Albanian
AM	Amharic
AR	Arabic
AY	Assyrian
BG	Bulgarian
BI	Bisaya
BN	Bengali
BU	Burmese
CA	Chamorro
CH	Chaldean
CN	Cantonese
CO	Haitian Creole
CS	Czech
CU	Chuukese/Trukic
CY	Welsh
DA	Danish
DE	German
EL	Greek
EN	English
ES	Spanish
ET	Estonian
EW	Ewe
FA	Persian;Farsi
FI	Finnish
FR	French
FT	Fante
GA	Irish
GD	Scots
GH	Ghanaian
GU	Gujarati
HA	Hausa
HI	Hindi
HM	Hmong
HR	Croatian
HU	Hungarian
HW	Hawaiian
HY	Armenian
IB	Ibibio
IG	Igbo
IH	Choctaw
IJ	Navajo
IN	Indonesian
IO	Shoshone
IR	Cherokee
IT	Italian
IW	Hebrew
JA	Japanese

Code	Language
JC	Jamaican Creole
KA	Kannada
KI	Kiribati
KM	Cambodian
KN	Konkani
KO	Korean
KR	Kosraean
KS	Kashmiri
KU	Kurdish
KW	Sgaw Karen
LK	Lakota Sioux
LN	Lingala
LO	Laotian
LT	Lithuanian
LU	Luganda
MA	Marshallese
MC	Muskogee Creek
MD	Mandarin
MG	Mandingo
ML	Malayalam
MO	Mongolian
MR	Marathi
MS	Malay
NL	Dutch
NO	Norwegian
NP	Nepali
NY	Nyanja
OR	Oromo (African)
PA	Punjabi
PF	Pingelapese
PI	Pilipino, Filipino
PK	Urdu
PL	Polish
PN	Pohnpeian
PS	Pashto
PT	Portuguese
PU	Palauan
RO	Romanian
RU	Russian
SA	Somali
SD	Sindhi
SH	Serbo-Croatian
SI	Singhalese
SL	Slovak
SM	Samoan
SN	Shona
SV	Swedish
SW	Swahili

## ARKANSAS LANGUAGE CODES

Code	Language
SZ	Sourashtra
TA	Tamil
TE	Telugu
TH	Thai
TL	Tagalog
TO	Tonga
TR	Turkish
TW	Taiwanese
UB	Uzbek
UK	Ukrainian
UR	Urdu
VI	Vietnamese
WO	Wolof
YA	Yapese
ZA	Zapotec
ZH	Chinese

STATEWIDE INFORMATION SYSTEM 2015/2016

ARKANSAS COURSE NUMBERING SYSTEM

Appendix I – For Latest Updated Course Codes – <http://adedata.arkansas.gov/ccms/>

**First Digit or First Two Digits**

**Level or Requirement – First Digit is the area of the standards being met and not necessarily the grade level of the school.**

- 1 = Preschool – Early Childhood
- 2 = Kindergarten – Grade 4
- 3 = Grades 5-8
- 4 = Grades 9-12 Required to meet 38 Units in standards
- 5 = Grades 9-12 May be used to meet State Graduation Requirements
- 6= Grades 9-12 Local academic credit only and may be used to meet LEA graduation requirements beyond state requirements.
- 97 = Specialist and special instructional programs (not courses) ADE curriculum approval is not required
- 99 = Non Academic activities and assignments ACADEMIC CREDIT IS NOT ALLOWED and ADE approval is not required

**Second & Third Digit if First Digit is 1-6**

**Second & Third Digit is the low and high age if Level low and high grade if Level 2 or 3, and subject area if Level 4**

**Level 1 (Age)**

- 0 = Less than 1 year
- 1 = 1
- 2 = 2
- 3 = 3
- 4 = 4

**Level 2 (Grade)**

- 0 = Kindergarten
- 1 = Grade 1
- 2 = Grade 2
- 3 = Grade 3
- 4 = Grade 4

**Level 3 (Grade)**

- 5 = Grade 5
- 6 = Grade 6
- 7 = Grade 7
- 8 = Grade 8
- 9 = Multiple Grades

**Level 4 (Subject Area)**

**10-19 = English L.A.**

- 10= 9th grade English
- 11= 10th grade English
- 12= 11th grade English
- 13= 12th grade English
- 14= Oral Communications
- 15= Journalism
- 16= Drama
- 17= ADE Approved English
- 19= ADE Approved Language Arts

**Level 4 (Subject Area)**

**20-29 = Science**

- 20= Biology
- 21= Chemistry
- 22= Physics
- 23= Physical Science
- 24= Life Science
- 25= Earth/Space Science
- 29= ADE Approved Science

**Level 4 (Subject Area)**

**30-39 = Mathematics**

- 30= Algebra I
- 31= Geometry
- 32= Algebra II
- 33= Pre Calculus/Trig
- 34= Calculus
- 39= ADE Approved Mathematics



STATEWIDE INFORMATION SYSTEM 2015/2016

ARKANSAS COURSE NUMBERING SYSTEM

Second & Third Digit if First Digit is 1-6

**Level 4 (Subject Area)**

**40-49 = Foreign Language**

- 40= Spanish
- 41= French
- 42= German
- 43= Italian
- 44= Russian
- 45= Latin
- 46= Japanese
- 49= ADE Approved Foreign Language

**Level 4 (Subject Area)**

**50-59 = Fine Arts**

- 50= Art
- 51=Instrumental Music
- 52= Vocal Music
- 53=Survey of Fine Arts
- 59= ADE Approved Fine Arts

**Level 4 (Subject Area)**

**60-69 = Computer Applications**

- 60= Computer Applications

**Level 4 (Subject Area)**

**70-79 = Social Studies**

- 70= American History
- 71= World History
- 72= Civics/Government
- 73= Arkansas History
- 74 = General Social Studies
- 79=ADE Approved Social Studies

**Level 4 (Subject Area)**

**80-89 = Health and P.E.**

- 80= Health and Safety
- 81= ADE Approved H &S
- 85= Physical Education
- 86= ADE Approved P.E.

**Level 4 (Subject Area)**

**90-95 = Career and Technical**

**Level 4 (Subject Area)**

**96 = Miscellaneous Credit**

All Levels

**Level 1-4 (Specialist)**

**97 = Specialist & Special\***

**Programs (Instructional)**

**Level 1-4 (Non Academic Credit)**

**99 = Non Academic Credit  
Courses and Activities  
beyond state mandated  
requirements**

Fourth and Fifth Digit

Fourth and fifth digit is designated by the ADE except for some 97 and 99 courses/activities.

Sixth Digit

The sixth digit is a 0 unless the school has a need to use another number or letter for scheduling purposes.

\*Not to be used for core courses, i.e.  
Math, English, Science, or Social Studies

**STATEWIDE INFORMATION SYSTEMS 2016/2017**

**ARKANSAS FINANCIAL PERSONNEL (PAGE 36/37) POSITION CROSS-REFERENCE**

<b>Ref. No.</b>	<b>Position</b>	<b>Ref. No.</b>	<b>Position</b>
3601	Assistant Superintendent	3644	Dean Of Students
3602	Business Manager	3645	Substitutes/Temps (No FTE Required)
3603	Finance Officer	3646	Library/Media Support
3604	Bookkeeper/Accountant	3647	Safety
3605	Director of Federal Programs	3648	Underpayment
3606	Personnel Director	3649	Coop Director
3607	Purchasing Agent	3650	Instructional Supv. Duty
3608	Public Relations		
3609	Secretary/Clerk Non-Instruction – CLS		
3610	Maintenance & Operation		
3611	Electricians		
3612	Plumbers		
3613	Painter/Carpenters		
3614	Director Pupil Transportation		
3615	Bus Mechanics		
3616	Bus Drivers		
3617	Guidance Services, CRT		
3618	Administration, CRT		
3619	Director Food Service/Dietitian		
3620	Other Food Service Personnel		
3621	Instructional Support		
3622	Instruction/Other Aides/Paraprofessional		
3623	Other Aides/Paraprofessional		
3624	ROTC		
3625	Social Workers		
3626	Nurses		
3627	Attendance Workers		
3628	Adult Education		
3629	Campus Security		
3630	Crossing Guard		
3631	Lunchroom Aides		
3632	Bus Dispatcher		
3633	Bus Monitor		
3634	Resource Officer		
3635	K-4 Summer Remedial (No FTE Required)		
3636	Other		
3637	Psychological Services		
3638	Other Support Services		
3639	PRD&E Services		
3640	Administrative Technology		
3641	Other Central Support Services		
3642	Other Enterprise OP		
3643	Community Services		

STATEWIDE INFORMATION SYSTEMS 2016/2017

ARKANSAS FINANCIAL PERSONNEL (PAGE 36/37) POSITION CROSS-REFERENCE

Ref. No.	Position
3701	Superintendent/Cooperative Director
3702	Curriculum Supervisor – District Wide
3703	Curriculum Supervisor – Elementary
3704	Curriculum Supervisor – Secondary
3705	Curriculum Supervisor – High School
3706	Director of Federal Programs
3707	Other Officials/Administrators
3708	Elementary School Principals
3709	Elementary School Assistant Principals
3710	Middle/Jr. High School Principals
3711	Middle/Jr. High School Asst. Principals
3712	High School Principals
3713	High School Assistant Principals
3714	Elementary Library/Media Specialist
3715	Middle/Jr. High Library/Media Specialist
3716	High School Library/Media Specialist
3717	Elementary Guidance Counselor
3718	Middle/Jr. High Guidance Counselor
3719	High School Guidance Counselor
3720	Elementary Psychologists
3721	Secondary Psychologists
3722	High School Psychologists
3723	Pre-School Teachers
3724	Kindergarten Teachers
3725	Elementary School Teachers
3726	Middle/Jr. High School Teachers
3727	High School Teachers
3728	K-4 Summer Remedial (No FTE Required)
3729	Early Childhood Ed.
3730	Preschool – Special Needs
3731	Elementary Special Education Teachers
3732	Secondary Special Education Teachers
3733	High School Special Education Teachers
3734	Elementary Other Professional Personnel
3735	Secondary Other Professional Personnel
3736	High School Other Professional Personnel
3737	Other
3738	Elementary Summer School Teachers
3739	Secondary Summer School Teachers
3740	High School Summer School Teachers
3741	Substitutes/Temps (No FTE Required)
3742	Adult Education Teachers

STATEWIDE INFORMATION SYSTEMS 2016/2017

ARKANSAS FINANCIAL PERSONNEL (PAGE 36/37) POSITION CROSS-REFERENCE

<b>Ref. No.</b>	<b>Position</b>
<b>3743</b>	<b>Elementary Regular Home Bound Teachers</b>
3744	Secondary Regular Home Bound Teachers
3745	High School Regular Home Bound Teachers
3746	Elementary Special Education Home Bound Teachers
3747	Secondary Special Education Home Bound Teachers
3748	High School Special Education Home Bound Teachers
3749	Elementary Athletics
3750	Secondary Athletics
3751	High School Athletics
3752	Elementary Student Activities
3753	Secondary Student Activities
3754	High School Student Activities
3755	Athletic Director
3756	Elementary Other (Underpayment)
3757	Secondary Other (Underpayment)
3758	High School Other (Underpayment)
3759	Elementary Other (GT, Music, Computer, ESL, ALE)
3760	Secondary Other (GT, Music, Computer, ESL, ALE)
3761	High School Other (GT, Music, Computer, ESL, ALE)
3762	Other Support – Instructional
3763	Elementary Other Support – Administration
3764	Secondary Other Support – Administration
3765	High School Other Support – Administration
3766	Support Services – Business
3767	Assistant Superintendent
3768	Elementary Dean of Students
3769	Secondary Dean of Students
3770	High School Dean of Students
3771	Elementary Attendance/Social Work Services
3772	Secondary Attendance/Social Work Services
3773	High School Attendance/Social Work Services
3774	Elementary Health Services/Nurses
3775	Secondary Health Services/Nurses
3776	High School Health Services/Nurses
3777	Elementary Speech Pathology/Audiology Services
3778	Secondary Speech Pathology/Audiology Services
3779	High School Speech Pathology /Audiology Services

**STATEWIDE INFORMATION SYSTEMS 2016/2017**

**ARKANSAS APPROVED DIGITAL LEARNING PROVIDERS**

**CODE    DIGITAL LEARNING PROVIDERS**

AL	Apex Learning, Inc.
CE	Arkansas Department of Career Education
AN	Arkansas Northeastern College
RC	Arkansas Public School Resource Center
MS	Arkansas School for Mathematics, Sciences & the Arts
AS	Arkansas State University
MH	Arkansas State University - Mountain Home
BH	Big History Project
BR	Black River Technical College
IS	BYU Independent Study
CO	Connection Education, LLC
CS	Cossatot CC of UA
CB	Crystal Bridges Muneum of Art
DY	Delta YES, Inc.
EG	Edgenuity, Inc.
EM	Edmentum, Inc.
FV	Florida Virtual School Global
GA	Greenways Academy
HS	Harrison School District
HH	Hill Holdings, Inc dba Sylvan Learning Center
VS	K12 Virtual Schools, LLC (Fuel Education/Aventa/Middlebury)
NP	National Park Community College
NC	North Arkansas College
AC	Northwest Arkansas Community College
AE	Northwest Arkansas Education Service Cooperative
OA	Odysseyware Academy (formerly Bridgewater)
OC	Ozarka College
PC	PCCUA – Phillips County College
PL	Proximity Learning
RM	Rich Mountain Community College
SB	SkillBott, Inc.
SA	South Arkansas Community College
SO	Southeast Arkansas College
SM	Southern Arkansas University - Magnolia
TC	Southern Arkansas University Technical Collage
SE	Southeast Arkansas Community Based Education Ctr.
FS	University of Arkansas at Fort Smith
LR	University of Arkansas at Little Rock

**STATEWIDE INFORMATION SYSTEMS 2016/2017**

**ARKANSAS APPROVED DIGITAL LEARNING PROVIDERS**

BV	University of Arkansas Community College - Batesville
VR	Virtual Arkansas
VP	VLN Partners
OT	Other
NA	Not Applicable

STATEWIDE INFORMATION SYSTEMS 2016/2017

**ADE REPORTS BY CYCLE  
(REPORTS LISTED ALPHABETICALLY)**

Cycle 1 – September 30  
 Cycle 2 – October 15  
 Cycle 3 – November 15  
 Cycle 4 – December 15  
 Cycle 5 – February 15  
 Cycle 6 – April 15  
 Cycle 7 – June 15  
 Cycle 8 – July 31  
 Cycle 9 – August 31

<b>Report</b>	<b>Cycle</b>
Act 61 (rpt820) .....	4
Act 61ii (rpt824) .....	7
Adult Education Student Count (Arkansas River Coop) (rpt380).....	2
ALE Annual Report (rpt444).....	7
Number of Days in ALE By SSN (rpt441).....	2,3,4,5,6,7
ALE Student Course Report (rpt480).....	7
Annual Financial Report (AFRB [ASR Title I])(rpt571) .....	1,9
Annual Financial Report (AFRB [ASR Title I Part D])(rpt572).....	1,9
Annual Financial Report (AFRB [ASR Title II A])(rpt573).....	1,9
Annual Financial Report (AFRB [ASR Title II D])(rpt574).....	1,9
Annual Financial Report (AFRB [ASR Title III])(rpt575) .....	1,9
Annual Financial Report (AFRB [ASR Title IV A])(rpt576) .....	1,9
Annual Financial Report (AFRB [ASR Title V])(rpt577).....	1,9
Annual Financial Report (AFRB [AFR Title VI-SRSA (6782)])(rpt578) .....	1,9
Annual Financial Report (AFRB [AFR Title VI-RLIS (6784)])(rpt579).....	1,9
Annual Financial Report (AFRB [Building Losses])(rpt560).....	9
Annual Financial Report (AFRB [Legal Balance])(rpt520) .....	1,9
Annual Financial Report (AFRB [Level I])(rpt510) .....	1,9
Annual Financial Report (AFRB [Level II])(rpt511) .....	1,9
Annual Financial Report (AFRB [Level III])(rpt512).....	1,9
Annual Financial Report (AFRB Page 36 & 37 (Classified/Certified)(rpt570) .....	8
Annual Financial Report (AFRB [Property Values])(rpt550).....	9
Annual Financial Report (AFRB [Underpayments])(rpt530).....	9
Annual Statistical Report (ASR) – Supplement(rpty580) .....	1,9
Annual Teacher Salary Averages) (rpt587) .....	8
Athletic Expenditure (rpt581).....	9
Bus Information (rpt020).....	3,5,6,7
Bus Pupil Transportation (rpt021).....	3,5,6,7
Bus Inspection (rpt022) .....	6
Bus Transportation Aid (rpt023) .....	6
Bus Transportation Personnel (rpt024) .....	6
Certified Staff .....	2
Classified Staff (Job Analysis)(rpt211) .....	2,6
Consolidated LEA Report (rpt439) .....	2,3,4,5,6,7

**STATEWIDE INFORMATION SYSTEMS 2016/2017**

**ADE REPORTS BY CYCLE  
(REPORTS LISTED ALPHABETICALLY)**

- |                               |
|-------------------------------|
| <b>Cycle 1 – September 30</b> |
| <b>Cycle 2 – October 15</b>   |
| <b>Cycle 3 – November 15</b>  |
| <b>Cycle 4 – December 15</b>  |
| <b>Cycle 5 – February 15</b>  |
| <b>Cycle 6 – April 15</b>     |
| <b>Cycle 7 – June 15</b>      |
| <b>Cycle 8 – July 31</b>      |
| <b>Cycle 9 – August 31</b>    |

<b>Report</b>	<b>Cycle</b>
Digital Learning (rpt207) .....	2,6
District General Information (rpt000) .....	1,2, 3, 4, 5, 6, 7,8,9
District ABC Preschool Count (rpt337) .....	3,5,6,7
District Act 28 (rpt385) .....	9
District Contact Person (rpt044).....	1,2,3,4,5,6,7,8,9
District Contracted Non_Employee Nurse Count Report (rpt275) .....	9
District Corporal Punishment (rpt322).....	7
District Detailed List of Student Attendance (Optional)(rpt305).....	6,7
District Dyslexia Report (rpt320).....	7
District Equity Compliance (rpt034).....	2
District Disability 504 Equity (rpt032).....	2
District Discipline (rpt323).....	7
District Dropout/Withdrawal Report (rpt313).....	3
District Gender Equity (rpt030).....	2
District National Origin (rpt033).....	2
District Race Equity (rpt031).....	2
District Concurrent Credit (rpt253).....	2,6
District Child Nutrition (Student Meals Eligibility) (rpt331).....	2
District Crossover Students (rpt300).....	3,5,6,7
District Enrollment (School Choice) (rpt304).....	2
District Home Language (rpt332) .....	2
District Homeless Student (rpt333).....	2,3,5,6,7
District Kindergarten (Pre-School) (rpt356) .....	7
District Medical Hearing Report (rpt381) .....	7
District Medical Hearing Student Count Report (rpt382) .....	7
District Medical Scoliosis Report (rpt386).....	7
District Medical Scoliosis Student Count Report (rpt387).....	7
District Medical Vision Listing (rpt383).....	3,6
District Medical Vision Counts (rpt384).....	3,6



**STATEWIDE INFORMATION SYSTEMS 2016/2017**

**ADE REPORTS BY CYCLE  
(REPORTS LISTED ALPHABETICALLY)**

<b>Cycle 1 – September 30</b>
<b>Cycle 2 – October 15</b>
<b>Cycle 3 – November 15</b>
<b>Cycle 4 – December 15</b>
<b>Cycle 5 – February 15</b>
<b>Cycle 6 – April 15</b>
<b>Cycle 7 – June 15</b>
<b>Cycle 8 – July 31</b>
<b>Cycle 9 – August 31</b>

<b>Report</b>	<b>Cycle</b>
District Preschool Classroom (rpt325) .....	2
District Preschool Enrollment (rpt355) .....	2
District Preschool Lunch Status (rpt336) .....	2
District M to M Student Avg Attendance Report (Pulaski County ONLY) (rpt309) .....	3,5,6,7
District Magnet Quarterly Average Superintendent’s Attendance (Pulaski County ONLY) (rpt310).....	3,5,6,7
District Quarterly Superintendent’s Average Attendance (rpt302).....	3,5,6,7
District Quarterly M to M Attendance (Pulaski County ONLY) (rpt307).....	3,5,6,7
District Quarterly Magnet Attendance (Pulaski County ONLY) (rpt306).....	3,5,6,7
District Quarterly Superintendent's Attendance (rpt301).....	3,5,6,7
District Student ELL Information (rpt330) .....	2,3,4,5,6,7
District Student Vision Listing (rpt383).....	3,6
District Student Vision Counts (rpt384).....	3,6
District Retention (rpt314) .....	3
District School Board Member Training (rpt311).....	5
District Student Meal Status Detailed Listing)(Active & Inactive Students) (rpt357) (Optional) .....	2
District Student GPA Report (rpt350).....	7
District Student Status (rpt334).....	2,3,4,5,6,7
Employee Certified Staff (Job Analysis) (rpt202).....	2,6
Employee Certified Staff Job Analysis (Out-of-District) (rpt206).....	2,6
Facility Needs Assessment Building Report (rpt183).....	7
Federal Programs – Private Schools (rpt117).....	6
Federal Programs – Private Schools Title I Report (rpt118).....	6
Finance – Bank Reconciliation Report (rpt503).....	1,2,3,4,5,6,7,8,9
Finance – Bank Reconciliation Outstanding Checks (rpt504) .....	1,2,3,4,5,6,7,8,9
Finance – Employee Additional Duties Detailed Report (rpt214) .....	1
Finance – Employee Base Salary (rpt205).....	1
Finance – Employee Benefits Report (rpt212).....	1
Finance – Employee Bonus (rpt204).....	9
Finance – Employee Fringe Benefits(rpt208) .....	1
Finance – Employee Salary (rpt200).....	9

**STATEWIDE INFORMATION SYSTEMS 2016/2017**

**ADE REPORTS BY CYCLE  
(REPORTS LISTED ALPHABETICALLY)**

<b>Cycle 1 – September 30</b>
<b>Cycle 2 – October 15</b>
<b>Cycle 3 – November 15</b>
<b>Cycle 4 – December 15</b>
<b>Cycle 5 – February 15</b>
<b>Cycle 6 – April 15</b>
<b>Cycle 7 – June 15</b>
<b>Cycle 8 – July 31</b>
<b>Cycle 9 – August 31</b>

<b>Report</b>	<b>Cycle</b>
Graduate Student Listing (rpt405).....	9
District Gun Free Schools Act (rpt370).....	7
Arkansas Qualified Teacher Report (rpt458).....	2,6
Millage (rpt011).....	3
Paraprofessional Report (rpt223).....	2,6
Preschool Counts Report (Web Based) (rpt426).....	2,3,4,5,6,7
Professional Development Hours (Execute from FMS Menu) (rpt221).....	8
Safety Drill (district)(rpt600).....	2,3,5,7
Safety Drill (school)(rpt610).....	2,3,5,7
Salary Schedule (rpt810).....	1
School General Information.....	1,2,3,4,5,6,7
School ABC Preschool Count (rpt437).....	3,5,6,7
School Calendar (rpt120).....	1
School Child Nutrition (rpt431).....	2
School Choice Count (rpt408).....	2
School Concurrent Credit (rpt252).....	2,6
School Contact Person (rpt488).....	1,2,3,4,5,6,7,8,9
School Corporal Punishment (rpt422).....	7
School Crossover Students (rpt400).....	3,5,6,7
School Discipline (rpt423).....	7
School Dropout/Withdrawal Report (rpt411).....	3
School Enrollment/School Choice (rpt408).....	2
School GPA (rpt450).....	7
School Home Language Report (rpt432).....	2
School Homeless Student (rpt433).....	2,3,5
School Kindergarten (Preschool) (RPT456).....	2
School Poverty Index (rpt413).....	2
School Medical Immunization Report (rpt495).....	3
School Medical Hearing Report (rpt481).....	7
School Medical Hearing Student Count Report (rpt482).....	7
School Medical Scoliosis Report (rpt486).....	7

**STATEWIDE INFORMATION SYSTEMS 2016/2017**

**ADE REPORTS BY CYCLE  
(REPORTS LISTED ALPHABETICALLY)**

<b>Cycle 1 – September 30</b>
<b>Cycle 2 – October 15</b>
<b>Cycle 3 – November 15</b>
<b>Cycle 4 – December 15</b>
<b>Cycle 5 – February 15</b>
<b>Cycle 6 – April 15</b>
<b>Cycle 7 – June 15</b>
<b>Cycle 8 – July 31</b>
<b>Cycle 9 – August 31</b>

<b>Report</b>	<b>Cycle</b>
School Medical Scoliosis Student Count Report (rpt487).....	7
School Medical Vision Listing (rpt383).....	3,6
District Medical Vision Counts (rpt384).....	3,6
School Preschool Enrollment (rpt455).....	2
School Preschool Lunch Status (rpt436).....	2
School M to M Student Avg Attendance Report (Pulaski County ONLY) (rpt409).....	3,5,6,7
School M to M Student Quarterly Attendance (Pulaski County ONLY)(rpt406).....	3,5,6,7
School Magnet Quarterly Attendance (Pulaski County ONLY)(rpt407).....	3,5,6,7
School Magnet Quarterly Average Superintendent’s Attendance (Pulaski County ONLY) (rpt410).....	3,5,6,7
School Quarterly Superintendent’s Attendance (rpt401).....	3,5,6,7
School Quarterly Averages Superintendent’s Attendance (rpt403).....	3,5,6,7
School Student ELL Information (rpt330).....	2,3,4,5,6,7
School Student Vision Listing (rpt483).....	3,6
School Student Vision counts (rpt484).....	3,6
School Superintendent Attendance by Grade (rpt402).....	3,5,6,7
School Retention (rpt412).....	3
School Student ID Change (rpt465).....	2,3,4,5,6,7
School Student Status Information (rpt434).....	2,3,5
Vendor Report (rpt593).....	9
Smart Core Waiver Report (rpt438).....	2,7
Special Education Employee Detail (rpt213).....	4
Special Education School Age Federal Child Count by Placement/Race (rpt704).....	4
Special Education School Age Federal Child Count by Age/Disability (rpt705).....	4
Special Education School Age Federal Child Count by Race/Disability (rpt706).....	4
Special Education Early Childhood Detail Report (rpt731).....	4
Special Education Early Childhood Federal Child Count by Placement/Age (rpt720).....	4
Special Education Early Childhood Count by Placement/Race (rpt721).....	4
Special Education Early Childhood Count by Program Type and Resident LEA (rpt722).....	4
Special Education Early Childhood Count by Disability/Race/Gender (rpt723).....	4
Special Education Early Childhood Count by Placement/Disability (rpt724).....	4
Special Education Early Childhood Count by Age/Disability (rpt725).....	4
Special Education School Age Detailed Information (rpt730).....	4,7
Special Education School Age State Discipline by Disability (rpt715).....	7
Special Education School Age Detailed Information (rpt730).....	4,7

**STATEWIDE INFORMATION SYSTEMS 2016/2017**

**ADE REPORTS BY CYCLE  
(REPORTS LISTED ALPHABETICALLY)**

<b>Cycle 1 – September 30</b>
<b>Cycle 2 – October 15</b>
<b>Cycle 3 – November 15</b>
<b>Cycle 4 – December 15</b>
<b>Cycle 5 – February 15</b>
<b>Cycle 6 – April 15</b>
<b>Cycle 7 – June 15</b>
<b>Cycle 8 – July 31</b>
<b>Cycle 9 – August 31</b>

<b>Report</b>	<b>Cycle</b>
Special Education School Age State Discipline by Disability (rpt715) .....	7
Special Education School Age Early Intervening Services (rpt732).....	7
Special Education School Age Early Intervening Services 2 (School Age Only)(rpt732) .....	7
Special Education School Age Early Referral Tracking (rpt734) .....	7
Special Education School Age State Exiting by Disability/Age/Exit Status (rpt713).....	7
Special Education School Age State Exiting by Race/Exit Status (rpt714) .....	7
Student Discipline Report (optional)(rpt424).....	7
Student Grade Report by District and School (rpt475) .....	7
Supplemental Educational Services Vendor Report (rpt219).....	9
Transportation Counts – Active Students (rpt308).....	3,5,6,7
Vocational School Report (rpt443) .....	2,6

## STATEWIDE INFORMATION SYSTEMS 2016/2017

## PRIVATE SCHOOL APPENDICES CODES

CODE	NAME
5	Abiding Faith Christian School
10	Academy Of Excellence
13	Annoor Academy – Fort Smith
15	Bald Knob Christian Academy
20	Bearden Fellowship Baptist
25	Beech Street Wee Kids
27	Bentonville 7th Day Adventist Church School
30	Bethel Christian School
35	Blessed Sacrament – Jonesboro
40	Brighter Futures Christian Academy
45	Brinkley Academy
50	Bryant Christian Academy
53	Cabot Montessori School
55	Calvary Christian Academy – Alexander
56	Calvary Christian Academy – Berryville
60	Calvary Christian Academy – Forrest City
65	Camden Christian Academy
70	Catholic High School For Boys – LR
71	Center Hill School
75	Christ Lutheran School – Little Rock
80	Christ The King School – Little Rock
85	Christ The King School – Fort Smith
90	Christian Ministries
95	Clark County Christian Academy
100	Clear Spring School
105	Cleburne County Christian School
110	Columbia Christian School – Magnolia
115	Cornerstone Christian Academy
120	Cornerstone Christian School
125	Cornerstone Kindergarten
130	Covenant Christian
135	Crowley's Ridge Academy – Paragould
136	Curtis Kindergarten
137	The Delta School
140	Ewing Adventist Jr. Academy
145	Faith Christian School
150	Family Church Academy – Bryant
154	Agape Academy– Little Rock
155	Fayetteville Christian School – Fayetteville
156	Ark. River Valley Montessori – LR
159	Central Arkansas Christian School – LR
160	First Assembly Of God Academy
165	First Baptist Christian Center
170	First Lutheran School – Fort Smith
175	First United Methodist
180	First–Step Hot Springs
185	Fort Smith Christian
190	Fort Smith Montessori
193	Friendship Christian Academy – Marianna
195	Full Gospel Academy

## STATEWIDE INFORMATION SYSTEMS 2016/2017

## PRIVATE SCHOOL APPENDICES CODES

CODE	NAME
200	Gentry Mennonite School
205	Glenwood Christian School
210	Grace Baptist School
215	Grace Christian Academy
220	Grand Prairie Evangelical
222	Harrison Seventh Day Adventist
225	Harvest Time Assembly
230	Harvest Time Christian School
234	Heritage Christian School – Little Rock
240	Hobson Kindergarten
245	Holiness Bible School
250	Holy Redeemer Catholic School
255	Holy Rosary School – Stuttgart
257	Hot Springs Community School
260	Immaculate Conception School – NLR
265	Immaculate Conception Catholic – Blytheville
270	Immaculate Conception School – Fort Smith
275	Immaculate Heart Of Mary School – NLR
280	Int Academy Of Christian Faith
285	Cavanaugh Children's Center
290	Lake City Christian Academy
295	Lee Academy
297	Life Way Christian School – Centerton
300	Lighthouse Christian Academy
305	Little Friends Kindergarten
310	Living Faith Christian Academy
315	Lutheran High School – Little Rock
320	Luxora Baptist Academy
325	Maranatha Baptist Christian
330	Maranatha Baptist Academy
333	Montessori Children's Schoolhouse – Harrison
335	Mount St. Mary Academy – Little Rock
339	Mountain Home Christian Academy
340	Mtn. Home Seventh Day Adventist
345	Nashville Christian Academy
350	Nashville Christian Day School
351	New Heights Christian School – Bentonville
352	New Life Christian Academy – Waldron
355	Northside Christian Academy
357	Oak Grove Montessori School – Springdale
360	Ouachita Hills Academy
365	Our Lady Of Fatima School – Benton
370	Our Lady Of Good Counsel
375	Our Lady Of Holy Souls – Little Rock
380	Ozark Adventist School – Gentry
382	Pathway Christian Academy–Armored
385	Pentecostal Academy
390	Pine Bluff Christian Academy
395	Prim Christian School
399	Mt. Home Christian Academy

## PRIVATE SCHOOL APPENDICES CODES

CODE	NAME
400	River Valley Christian School
405	Sacred Heart Catholic School – Morrilton
410	Saint Edwards School
415	Saint Michaels
420	Salem Lutheran Schools
425	Seventh Day Adventist School – Dequeen
430	Seventh Day Adventist School – Fort Smith
435	Shiloh Christian School – Springdale
440	St. Boniface School – Fort Smith
445	St. John Catholic School – Hot Springs
450	St. John Catholic School – Russellville
455	St. John's Lutheran – Stuttgart
460	St. Joseph School – Fayetteville
465	St. Joseph School – Conway
470	St. Joseph Catholic School – Paris
475	St. Joseph Jr High
480	St. Joseph Sr High
485	St. Mary's Catholic School – North Little Rock
490	St. Mary's Catholic School – Paragould
500	St. Mary's School – Lake Village
505	St. Patrick's Catholic School
510	St. Paul Elementary School
515	St. Peter's Catholic – Pine Bluff
517	St. Raphael Catholic School – Springdale
520	St. Theresa Catholic School – LR
525	St. Vincent De Paul Catholic – Rogers
526	South Arkansas Christian School – Lewisville
529	Springdale Adventist School – Springdale
530	Subiaco Academy – Subiaco
532	Sunshine Valley Academy – Waldron
535	The Anthony School – Little Rock
540	The New School – Fayetteville
545	Trinity Christian Academy – Green Forest
550	Trinity Christian Academy – Siloam Springs
560	Trinity Christian School – Bradford
562	Trinity Christian Academy – Hamburg
565	Trinity Christian Schools – Texarkana
570	Trinity Episcopal School – Pine Bluff
575	Trinity Holiness
580	Trinity Junior High School – Fort Smith
585	Van Buren Christian Academy
590	Veritas School
595	Victory Baptist School
600	Victory Christian School
602	Walnut Farm Montessori School – Bentonville
605	West Memphis Christian School – West Memphis
610	Winthrop Baptist Academy
615	Woodland Hills Christian School
620	Word Of Faith Christian
625	Word Of Outreach Christian Academy – LR

## PRIVATE SCHOOL APPENDICES CODES

CODE	NAME
630	Abundant Life School – Sherwood
632	Ambassador Baptist Academy
635	Arkansas Baptist School System – LR
640	The Cathedral School – LR
645	Central Arkansas Christian School, Inc – NLR
650	Conway Christian School – Conway
655	Crossgate Christian Academy – Hot Springs
660	Episcopal Collegiate School – LR
665	Harding Academy – Searcy
670	Little Rock Christian Academy – Little Rock
675	North Little Rock Catholic Academy – NLR
680	Pulaski Academy – LR
685	Ridgefield Christian School – Jonesboro
690	Second Baptist Christian Academy – LR
695	Southwest Christian Academy – LR
700	St. Edward Catholic School – LR
705	St. Joseph Catholic High School – Pine Bluff
706	Umpire Christian School
710	Union Christian Academy – Fort Smith
715	West Side Christian School – El Dorado
720	Ambassadors For Christ Academy – Bentonville
725	Avilla Christian Academy – Alexander
730	Community Christian School – Russellville
735	Concordia Christian Academy – Jonesboro
740	De Soto School, Inc. – West Helena
745	Garrett Memorial Christian School – Hope
750	Grace Lutheran School – Lowell
755	Hope Lutheran School – Jacksonville
760	The Huda Academy – LR
765	Liberty Christian School – Searcy
770	Miss Selma's Schools – LR
775	St. Michael's School – West Memphis
780	Jacksonville Christian
790	Gospel Christian Academy
795	East Side Baptist Academy
800	Calvary Christian Academy
805	Ridgeway Christian School – Pine Bluff
810	St. Paul Catholic School – Pocahontas
815	Crosspoint Preparatory School
820	Ola Christian Academy
904	Grace Lutheran Private School – Rogers
905	Aspire Christian Academy – Little Rock
910	Anh Montessori School – Rogers
915	Bentonville Christian Academy – Bentonville



STATEWIDE INFORMATION SYSTEMS 2016/2017

DATA CHANGES FOR THIS YEAR'S SIS HANDBOOK BY CYCLE

#	Table	ID	Column	Type	Action	Page	1	2	3	4	5	6	7	8	9
1	Bus	BU0040	permit_num	SMS	D	29			x		x	x	x		
2	Bus	BU0050	state_inspect	SMS	D	29			x						
3	Bus	BU0050	fall_inspect_date	SMS	A	29			x						
4	Bus	BU0055	mid_year_inspect	SMS	D	29			x		x	x	x		
5	Bus	BU0060	sticker_num	SMS	D	29						x			
6	Bus	BU0060	spring_inspect_date	SMS	A	29						x			
7	Bus	BU0065	vin_num	SMS	M	29			x			x	x		
8	Bus	BU0120	capacity	SMS	M	29			x		x	x	x		
9	Bus	BU0155	wifi_enabled	SMS	A	29			x		x	x	x		
10	Class	CL0070	hqt	SMS	D	36		x				x	x		
11	Class	CL0125	digital_prov	SMS	M	36		x				x	x		
12	Class	CL0135	case_id	SMS	A	36		x				x	x		
13	Class	CO0155	license_exception	SMS	A	36		x				x			
14	Class	CO0155	license_exception	SMS	A	36		x				x	x		
15	Class	CO0160	cb_flag	SMS	A	36		x				x	x		
16	Contact Person	CO0040	coor_code	FMS	M	37	x	x	x	x	x	x	x	x	x
17	Disipline	DS0060	infraction	SMS	M	40							x		
18	Disipline	DS0070	action_taken	SMS	M	41							x		
19	District	DI0450	zoned_status	SMS	A	41	x								
20	Employee	EM0180	exp_category	FMS	M	53	x	x				x		x	x
21	Employee	EM0190	exp_totyrs	FMS	M	53	x	x				x		x	x
22	Employee	EM0200	exp_distyrs	FMS	M	53	x	x				x		x	x
23	Employee	EM0205	exp_state	FMS	M	53	x	x				x		x	x
24	Equity Compliance	AE0180	equitable_access	SMS	A	78		x							
25	Equity 504 Disability	AD0155	non_descrim	SMS	M	79		x							
26	Equity 504 Disability	AD0170	notify_rights	SMS	M	79		x							
27	Equity 504 Disability	AD0185	rights_prov	SMS	D	79		x							
28	Equity Gender Equity	GE0180	posted_notif	SMS	M	80		x							
29	Equity National Origin	NO0030–NO0155	general field	SMS	M	81		x							
30	Equity National Origin	NO0155	stud_partic	SMS	M	81		x							
31	Equity National Origin	NO0165	staff_train	SMS	M	81		x							
32	Equity National Origin	NO0170	inappro_placem	SMS	M	81		x							
33	Equity National Origin	NO0175	ensure_suff_info	SMS	M	81		x							

## DATA CHANGES FOR THIS YEAR'S SIS HANDBOOK BY CYCLE

#	Table	ID	Column	Type	Action	Page	1	2	3	4	5	6	7	8	9
34	Equity Race Equity	RE0160	griev_proc	SMS	D	81		x							
35	Equity Race Equity	RE0175	non_discrim	SMS	D	81		x							
36	Medical Dyslexia	MD0030	Lea, School	SMS	M	86							x		
37	nonemployee_contractor	NE0030	LEA, School	SMS	M	46							x		
38	Professional Development	PD0070	profdev_hr	FMS	M	97								x	
39	SchoolBoard Training	SB	new table	SMS	A	106					x				
40	School	SC0350	accred_ncentral	SMS	M	99	x	x	x	x	x	x	x	x	x
41	School	SC0860	before_sch	SMS	M	103	x	x	x	x	x	x	x	x	x
42	School	SC0865	after_sch_prg	SMS	M	103	x	x	x	x	x	x	x	x	x
43	School	SC0870	wk_end_prg	SMS	M	103	x	x	x	x	x	x	x	x	x
44	School	SC0875	sum_sch_prg	SMS	M	103	x	x	x	x	x	x	x	x	x
45	School	SC0876	breakfast_prg	SMS	A	103	x	x	x	x	x	x	x	x	x
46	School	SC0877	lunch_prg	SMS	A	103	x	x	x	x	x	x	x	x	x
47	School	SC0878	academic_prg	SMS	A	103	x	x	x	x	x	x	x	x	x
48	School	SC0879	enrichment_prg	SMS	A	103	x	x	x	x	x	x	x	x	x
49	School	SC1000	school_start_time	SMS	A	104	x	x	x	x	x	x	x	x	x
50	School	SC1010	school_end_time	SMS	A	104	x	x	x	x	x	x	x	x	x
51	Spced Early Childhood	SZ0100	birth_date	SPCED	M	107				x				x	
52	Student	ST0105	pre_sch_kind	SMS	M	125		x	x	x	x	x	x		
53	Student	ST0130	school_choice	SMS	M	126		x							
54	Student	ST0135	schimprv_indist	SMS	M	126		x							
55	Student	ST0138	schimprv_outdist	SMS	M	126		x							
56	Student	ST0142	choice_lea	SMS	M	126		x							
57	Student	ST0170	Recsend_lea	SMS	M	127			x		x	x	x		
58	Student	ST0267	unaccompanied_youth	SMS	M	129		x	x	x	x	x	x		
59	Student	ST0384	military_dep	SMS	M	129		x	x	x	x	x	x		
60	Transportation Personnel	TS0070	cdl_num	SMS	M	32			x						
61	Transportation Personnel	TS0075	cdl_endr	SMS	M	32			x						
62	Transportation Personnel	TS0107	tb_test	SMS	D	32			x						
63	Vendor	VE	name change	FMS	M	75									x
64	Vendor	VE0120	vendor_type	FMS	M	75									x

## DATA CHANGES FOR THIS YEAR'S SIS HANDBOOK BY CYCLE

Reports:															
#	Report	ID	Column	Type	Action	Page	1	2	3	4	5	6	7	8	9
65	Rpt308	Transportation Counts – Active Students	report name changed	SMS	M	14			x		x	x	x		
66	Rpt311	School Board Training	School Board Training	SMS	A	17					x				
67	Rpt357	District Student Meal Status	District Student Meal Status	SMS	M	12		x							
68	Rpt458	Arkansas Qualified Teacher Report	Class	SMS	A	13		x				x			
Appendix:															
#	Table	ID	Column	Type	Action	Page	1	2	3	4	5	6	7	8	9
69	Appendix E		Vocational Center	SMS	M	136		x	x	x	x	x	x		
70	Appendix E		Vocational Center	SMS	D	136		x	x	x	x	x	x		
71	Appendix E		Vocational Center	SMS	D	136		x	x	x	x	x	x		
72	Appendix E		Vocational Center	SMS	D	136		x	x	x	x	x	x		
73	Appendix E		Vocational Center	SMS	D	136		x	x	x	x	x	x		
74	Appendix E		Vocational Center	SMS	A	136		x	x	x	x	x	x		
75	Appendix H		Languages	SMS	M	138		x	x	x	x	x	x		
76	Appendix H		Languages	SMS	M	138		x	x	x	x	x	x		
77	Appendix H	PI	Languages	SMS	M	138		x	x	x	x	x	x		
78	Appendix H	NY	Languages	SMS	A	138		x	x	x	x	x	x		
79	Appendix H	EW	Languages	SMS	A	138		x	x	x	x	x	x		
80	Appendix K		Digital Learning Providers	SMS	A	145						x			
81	Appendix M	Code 137	Privates Schools	SMS	A	153						x			
82	Appendix M	Code 137	Privates Schools	SMS	C	153						x			

**Legend:**

- Add A
- Modify M
- Delete D

**DATA CHANGES FOR THIS YEAR'S SIS HANDBOOK BY CYCLE****Data Changes:**

1. The Bus Table: BU0040 – “Permit Number” has been deleted.
2. The Bus Table: BU0050 – “State Inspection” has been deleted.
3. The Bus table: BU0050 – “Fall Inspection Date” has been added.
4. The Bus Table: BU0055 – “District Inspection” has been deleted.
5. The Bus table: BU0060 – “Sticker Number” has been deleted.
6. The Bus table: BU0060 – “Spring Inspection Date” has been added.
7. The Bus Table: BU0065 – “vin number” size value should increase to 18 and the description has changed.
8. The Bus Table: BU0120 – “Capacity Code” remove the table values and made it a value field that's still 2 digits.
9. The Bus Table: BU0155 – “Wi-Fi Enabled” has been added.
10. The Class Table: CL0070 – “Highly Qualified” has been deleted.
11. The Class Table: CL0125 – “Digital Learning Providers (DLP)” has been changed to Appendix K.
12. The Class Table: CL0135 – “Case ID” has been added.
13. The Class Table: CL0155 – “Licensed Exception” has been added.
14. The Class Table: CL0155 – “Licensed Exception” has been added to Cycle 7.
15. The Class Table: CL0160 – “Coding Block 7/8” has been added.
16. The Contact Person Table: CO0040 – “coor\_code” there were two codes added:  
3 = Title III Federal Grant Coordinator and O = English Language Learners Coordinator.
17. The Discipline Table: DS0060 – “Infractions” has new infractions added.
18. The Discipline Table: DS0070 – “Action Taken” has new action codes added.
19. The District Table: DI0450 – “Zoned Status” has been added.
20. The Employee Table: EM0180 – “Employee Information – Status” has changed element name.
21. The Employee Table: EM0190 – “Employee – Years in Total” has changed element name.
22. The Employee Table: EM0200 – “Employee – Years in District” has changed element name.
23. The Employee Table: EM0205 – “Employee – Years in State” has changed element name.
24. The Equity Compliance Table: AE0180 – “Equitable Access” has a new field added.
25. The Equity 504 Disability Table: AD0155 – “Non-Discrimination” has the description changed.
26. The Equity 504 Disability Table: AD0170 – “Notification of Rights” has the description changed.

**DATA CHANGES FOR THIS YEAR'S SIS HANDBOOK BY CYCLE**

27. The Equity 504 Disability Table: AD0185 – “Parental Rights” has been deleted.
28. The Equity Gender Equity Table: GE0180 – “Location of Posted Notification” has the description changed.
29. The Equity National Origin Table: “the General Field” between NO0030 and NO0155 has the description changed.
30. The Equity National Origin Table: NO0155 – “Student Participation” has the description changed.
31. The Equity National Origin Table: NO0165 – “Staff Training” has the description changed.
32. The Equity National Origin Table: NO0170 – “Inappropriate Placement” has the description changed.
33. The Equity National Origin Table: NO0175 – “Parents Who Are Not Proficient in English” has the description changed.
34. The Equity Race Equity Table: RE0160 – “Grievance Procedure” has the description changed.
35. The Equity Race Equity Table: RE0175 – “Non-Discrimination” has been deleted.
36. The Medical Dyslexia Table: MD0030 – “LEA, District” has been changed to “LEA, School”.
37. The Nonemployee Contractor Table: NE0030 – “LEA, School” - has been changed from collecting the District LEA to start collecting the School LEA.
38. The Professional Development Table: PD0070 – “Professional Development Hours, Total” has the description changed.
39. A new School Board Training Table: SB – has been added.
40. The School Table: SC0350 – “AdvancedED Accreditation” has been changed from Accreditation, AdvancedED/North Central to AdvancedED Accreditation.
41. The School Table: SC0860 – “Before School” has the cycle collection changed from Cycle 2 to Cycles 1-9.
42. The School Table: SC0865 – “After School” has the cycle collection changed from Cycle 2 to Cycles 1-9.
43. The School Table: SC0870 – “Weekends” has the cycle collection changed from Cycle 2 to Cycles 1-9.
44. The School Table: SC0875 – “Summer Program” has the cycle collection changed from Cycle 2 to Cycles 1-9.
45. The School Table: SC0876 – “Breakfast Program” has been added.
46. The School Table: SC0877 – “Lunch Program” has been added.
47. The School Table: SC0878 – “Academic Program” has been added.
48. The School Table: SC0879 – “Enrichment Program” has been added.
49. The School Table: SC1000 – “School Start Time” has been added.
50. The School Table: SC1010 – “School End Time” has been added.
51. The School Table: SC – “Nursing Assistance Acuity Levels” header has been added.

**DATA CHANGES FOR THIS YEAR'S SIS HANDBOOK BY CYCLE**

52. In the Student Table: ST0105 – “Pre School (Kindergarten)” has the description changed.
53. The Student Table: ST0130 – “School Choice” has the description changed.
54. The Student Table: ST0135 – “School Choice (School Improvement Within the District)” has the description changed.
55. The Student Table: ST0138 – “School Choice (School Improvement Outside the District)” has the description changed.
56. The Student Table: ST0142 – “LEA, Choice” – the description was changed.
57. The Student Table: ST0170 – “LEA, Sending/Receiving” – the description was changed.
58. The Student Table: ST0267 – “Homeless Unaccompanied Youth Status” – This column has been moved in the SIS Handbook from ST0395 with the same description.
59. The Student Table: ST0384 – “Status, Military Dependent” – the description was changed.
60. The Bus-Transportation Personnel Table: TS0070 – “cdl\_num” changed from char 9 to char 10.
61. The Bus-Transportation Personnel Table: TS0075 – “CDL” has a Y/N in the values column.
62. The Bus-Transportation Personnel Table: TS0107 – “TB Skin Test” was removed.
63. The Vendor\_Sip Table: VE – has changed the table name to Vendor Table.
64. The Vendor Table: VE0120 – “Vendor Type” the description and field name were changed.

**Reports:**

65. Report 308 TRANSPORTATION COUNTS - ACTIVE STUDENTS has been changed from all students to include only active students.
66. A report has been added for the LEA Profile School Board Training Report – rpt311.
67. A report description has been changed for District Student Meal Status Detailed Listing to District Student Meal Status Detailed Listing (Active & Inactive Students) (rpt357)
68. A report has been added for Arkansas Qualified Teacher Report data – rpt458.

**Appendix:**

69. The Appendix H has had the following change. Language to add to the Handbook: ZA – Zapotec
70. Appendix E – 1822000 changed description to Arkansas State University - Midsouth Technical Center
71. Appendix E – Removed 0603000 - SE Arkansas Comm Based Ed CTR
72. Appendix E – Removed 2301015 - Conway Adult Education Center
73. Appendix E – Removed 2322000 - Conway Vocational Center
74. Appendix E – Removed 3322000 - Ozarka Early College SEC Care

**DATA CHANGES FOR THIS YEAR'S SIS HANDBOOK BY CYCLE**

75. Appendix E – Added 5805027 - Arkansas Tech University Career Center
76. The Appendix H has had the following changes. Languages to add to the Handbook:  
CA – Chamorro, FA – Persian; Farsi, HA – Hausa, LT – Lithuanian, RO – Romanian, SN – Shona,  
TO – Tonga, KW – Sgaw Karen.
77. Appendix H - has had the following change. Language deacription changed in the SIS Handbook: PI – Pilipino, Filipino
78. Appendix H - has had the following change. Language deacription changed in the SIS Handbook: NY – Nyanja
79. Appendix H - has had the following change. Language deacription changed in the SIS Handbook: EW – Ewe
80. Appendix K – Updated the Digital Learning Providers appendix.
81. Appendix M - xx\_a\_ private\_schools - Added (137 – Delta Schools) to the Private School Appendix.
82. Appendix M - xx\_a\_ private\_schools - Changed (137 – Delta Schools) to 137 – “The Delta School” in the Private School Appendix.