



ARKANSAS DEPARTMENT OF EDUCATION

STATEWIDE INFORMATION SYSTEM (SIS) DATA DICTIONARY/Manual

2014/2015

Johnny Key, Commissioner

**Dr. Eric Saunders, Assistant Commissioner
Research & Technology**

Technical Assistance

**Arkansas Department of Education
Research & Technology**

**Arijit Sarkar
501/682-1524**

Arijit.Sarkar@arkansas.gov

**Arkansas Department of Education
Research & Technology**

**Larry Cunningham
501/682-1828**

Larry.Cunningham@arkansas.gov

**Arkansas Department of Education
Research & Technology**

**Reshmi Jose
501/371-5091**

Reshmi.Jose@arkansas.gov

STATEWIDE INFORMATION SYSTEM 2014/2015

TABLE OF CONTENTS

I. Project Overview 1

II. SIS Overview 4

III. Record Relationships (District)..... 5

IV. Record Relationships (School) 7

V. Data Submission Cycles 8

VI. Submission Cycles, Tables, Data, and Reports

 Cycle 1:

 Annual Reports due for Cycle 1..... 11

 Cycle 2:

 Annual Reports due for Cycle 2..... 12

 Cycle 3:

 Annual Reports due for Cycle 3..... 14

 Cycle 4:

 Annual Reports due for Cycle 4..... 16

 Cycle 5:

 Annual Reports due for Cycle 5..... 17

 Cycle 6:

 Annual Reports due for Cycle 6..... 18

 Cycle 7:

 Annual Reports due for Cycle 7..... 20

 Cycle 8:

 Annual Reports due for Cycle 8..... 22

 Cycle 9:

 Annual Reports due for Cycle 9..... 23

VII. Database Schema Definitions 24

 1. Act 61 25

 2. Act 61ii 26

 3. ALE (Annual Report) 27

 4. ALE Days 28

 5. Bus 29

 6. Bus - Supplemental Transportation 31

 7. Bus - Transportation Personnel..... 32

 8. Calendar 33

 9. Class 34

 10. Contact Persons..... 38

 11. Discipline 40

 12. District 42

 13. Finance – Act 28 46

 14. Finance – Bank Reconciliation 50

 15. Finance – Building Loss 51

 16. Finance - Employee 52

 17. Finance – Employee - Additional Duties 54

 18. Finance – Employee Base Salary..... 55

STATEWIDE INFORMATION SYSTEM 2014/2015

TABLE OF CONTENTS (CONTINUED)

19. Finance – Employee Benefits 57
20. Finance – Employee Bonus 58
21. Finance – Employee Fringe Benefits 59
22. Finance – Employee Salary/Benefits 60
23. Finance – Expenditure 61
24. Finance – General Ledger 63
25. Finance – Journal Entries 65
26. Finance – Page 36 & 37 Detail 66
27. Finance – Page 36 & 37 67
28. Finance – Programs on Behalf of Other Agencies 69
29. Finance – Property Values 70
30. Finance – Revenues 71
31. Finance – Salary Ranges 72
32. Finance – Salary Schedules 75
33. Finance – School Improvement Provider (SIP) Vendor 76
34. Finance – Supplemental Educational Services (SES) Provider 77
35. Finance – Underpayments 78
36. Equity – Compliance Reports 79
37. Equity – Disability 504 80
38. Equity – Gender Equity 81
39. Equity – National Origin 82
40. Equity – Race 83
41. Facility Building 84
42. Graduate 86
43. Job Assignment 87
44. Medical Dyslexia 88
45. Medical Hearing 89
46. Medical Immunization 90
47. Medical Scoliosis 91
48. Medical Vision 92
49. Private Schools (Federal Programs) 93
50. Private Schools – Title I (Federal Programs) 96
51. Professional Development 97
52. Register 98
53. Safety Drill 99
54. School 100
55. Special Education – Early Childhood 105
56. Special Education – Early Intervening Services 1 (School Age Only) 109
57. Special Education – Early Intervening Services 2 (School Age Only) 111
58. Special Education – Employee 112
59. Special Education – Referral Tracking 115
60. Special Education – School Age 119
61. Student 123
62. Student Attendance 129
63. Student Grades 131
64. Student ID Change 132

VIII. Appendix

A. County (Listing to include districts within each county) 144
B. District LEAs 149

STATEWIDE INFORMATION SYSTEM 2014/2015

TABLE OF CONTENTS (CONTINUED)

| | |
|---|-----|
| C. School LEAs..... | 152 |
| D. Arkansas Educational Cooperatives | 161 |
| E. Vocational Centers and Postsecondary Schools..... | 162 |
| F. Arkansas Licensed Job Codes | 163 |
| G. Arkansas Classified Job Codes..... | 168 |
| H. Language Codes | 171 |
| I. Course Codes..... | 173 |
| J. Page 36 & 37 Position Cross Reference..... | 195 |
| K. Arkansas Approved Digital Learning Providers | 198 |
| L. Reports Listed Alphabetically with Corresponding Cycle | 199 |
| M. Private School Codes..... | 205 |
| N. Data Changes Contained Within This Year’s SIS Manual..... | 209 |

STATEWIDE INFORMATION SYSTEM 2014/2015

PROJECT OVERVIEW

Authority and Objectives

The Statewide Information System (SIS) implements the provisions of several Arkansas General Assembly enactments which mandate that the Arkansas Department of Education (ADE) make extensive use of information technology at the state and local levels to provide accurate and timely information to policy makers and to reduce the state reporting burden. Ark. Code Annotated {6-11-124 (Repl. 1993) requires the implementation of a statewide computer network that will connect all school systems and the ADE. Ark. Code Annotated {6-15-807 directs the ADE to implement automated data systems for financial and education reporting which develop methods for longitudinal studies for school improvement and reduce the number of reports required to be submitted to the ADE. Ark. Code Annotated {6-11-125} directs the ADE to reduce the amount of paperwork submitted by school districts by utilizing to the fullest extent possible the information technology network beginning no later than July 1, 1998.

The objectives of the SIS are to:

- A. Ensure that every school district has access to comparable administrative computing systems and services with which to meet all local and state requirements.
- B. Promote increased compatibility of the administrative records and data maintained by each district office and school site.
- C. Reduce the paperwork and reporting burden of school sites and district offices.
- D. Increase the accuracy and timeliness of data submitted by school districts to the ADE for state and federal reporting, program analysis, and evaluation.
- E. Result in the availability at the state level of a comprehensive and integrated database of information about students, programs, district personnel, and finances to be utilized for planning and policy-making.

STATEWIDE INFORMATION SYSTEM 2014/2015

PROJECT OVERVIEW

Authority and Objectives

SIS Implementation Requirements for Districts and Education Service Cooperatives

Every school district must have implemented an automated district information system meeting the following requirements:

- A. The district information system must contain a centralized system of records and data for all schools, programs, staff, finances and facilities.
- B. For local record keeping, the district information system must provide the business functions of accounts payable, general ledger, purchasing, inventory, fixed assets, personnel, and payroll. Student functions must include daily and class attendance, course scheduling, report cards and permanent records, special education, health, discipline, as well as other demographic and program information defined as necessary by the ADE.
- C. The district information system must comply with all data definitions and procedures specified by the ADE for financial accounting, personnel records, and student records. This shall include implementation of Handbook IIR2 standards for financial accounting, state student numbering procedures, common course number and title conventions, automated attendance record keeping procedures, permanent record content, and requirements for calculation of high school grade point averages.

SIS Requirements for the Arkansas Department of Education

The ADE will make available to every district all required data elements, records, and procedures for local record keeping and state reporting in a document called the SIS Manual.

This SIS Manual will be updated once annually to reflect all changes in requirements resulting from state or federal laws and regulations. The ADE shall make every effort to make available the annual update as far in advance of each new fiscal year as possible. The online version (<http://apscn.org>, click on the SIS menu, then select “Statewide Information System”) is scheduled for release March 1st of every year.

If changes to the SIS Manual become necessary after its initial release and printing, the SIS Manual will be updated and made available online located on the APSCN website.

STATEWIDE INFORMATION SYSTEM 2014/2015

PROJECT OVERVIEW

Confidentiality and Access Standards

The ADE shall implement the following procedures for the privacy, security, and retention of all district, student, personnel, financial data and records collected, maintained, and utilized at the state level:

A. Privacy of Records

1. Individual, personally identifiable student records collected and maintained by the ADE shall be accessible only to authorized state education officials as prescribed by the Family Educational Rights and Privacy Act (FERPA) under 20 U.S.C. 1232G and 34 CRF Part 99.
2. The ADE shall not disclose personally identifiable individual student records to any person, institution, agency, or organization except as authorized by federal and state law and regulation. The ADE shall only use personal identifiable student information to prepare and publish aggregate reports and analysis.

B. Data Security

1. The Arkansas Department of Education (ADE) and Arkansas Public School Computer Network (APSCN) will control stringently access to data and records submitted by school districts through security conventions and procedures that are established by ADE and APSCN.
2. Appropriate computer security will be implemented to ensure that users will be granted access only to the data necessary to complete federal or state-mandated activities.

C. Records Retention

1. The ADE shall establish record retention procedures for maintaining and destroying personally identifiable district information. This only pertains to the physical data. The electronic data should be preserved for historical reporting purposes indefinitely.
2. Except as required for auditing or monitoring activities, or for the evaluation of state or federal programs, personally identifiable records shall be destroyed according to a schedule developed by the ADE. This only pertains to the physical data. The electronic data should be preserved for historical reporting purposes indefinitely.

STATEWIDE INFORMATION SYSTEM 2014/2015

SIS OVERVIEW

The Arkansas Department of Education (ADE) and Arkansas Public School Computer Network (APSCN) in cooperation with the Department of Information Services (DIS) has developed a state reporting process design that will allow Arkansas school districts to report their data electronically over the statewide network to the ADE.

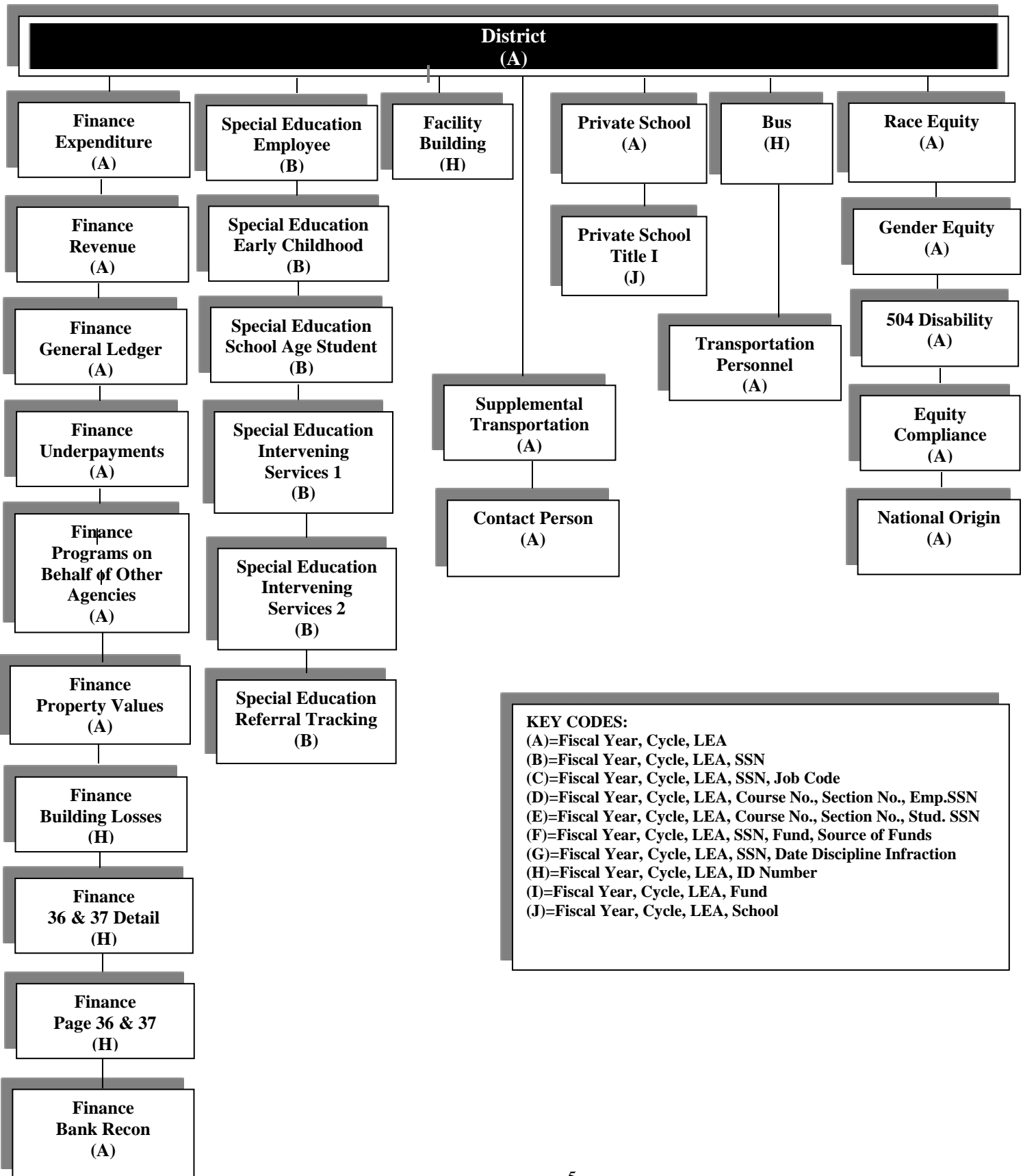
Both ADE and APSCN approve the database structure. A relational database design has been implemented as outlined in the Record Relationships chart. Data is collected as it directly relates to one of the records outlined. When the data to be collected is not available, data screens are provided by the APSCN programming staff to collect required data (i.e. bus and facility data).

The data submissions will be transmitted in accordance with the reporting cycles outlined in the Data Submission Cycles chart (page 8-10). All unit records are cyclic and must be submitted in their entirety by their due date(s). There will be a calculated elements database created from the unit records submitted by each district. The programs that create these data elements will be used for all calculations at the APSCN and ADE, ensuring that all formulas and/or logic that derive items such as Average Daily Attendance (ADA) are the same for all parties.

APSCN provides procedural instructions, release notes and documentation for each cycle. This information is published far enough in advance of each cycle to give the user time to meet the cycle submission due date. It can be accessed by going on the Internet to the APSCN web site at <http://apscn.org> click on the SIS menu, then select "Statewide Information System." Only district personnel selected to perform state reporting coordinator duties will execute record submissions by utilizing the Statewide Information System on their network-connected workstation. All reports produced for a cycle should be reviewed by appropriate district, school, food service, and counselor personnel for accuracy prior to submission to the ADE. Once the data submission is complete, each district is required by the ADE to sign and return the "Certification of Data Accuracy" form (one for each cycle) to the ADE. This form is part of the release notes provided by APSCN for each cycle.

STATEWIDE INFORMATION SYSTEM 2014/2015

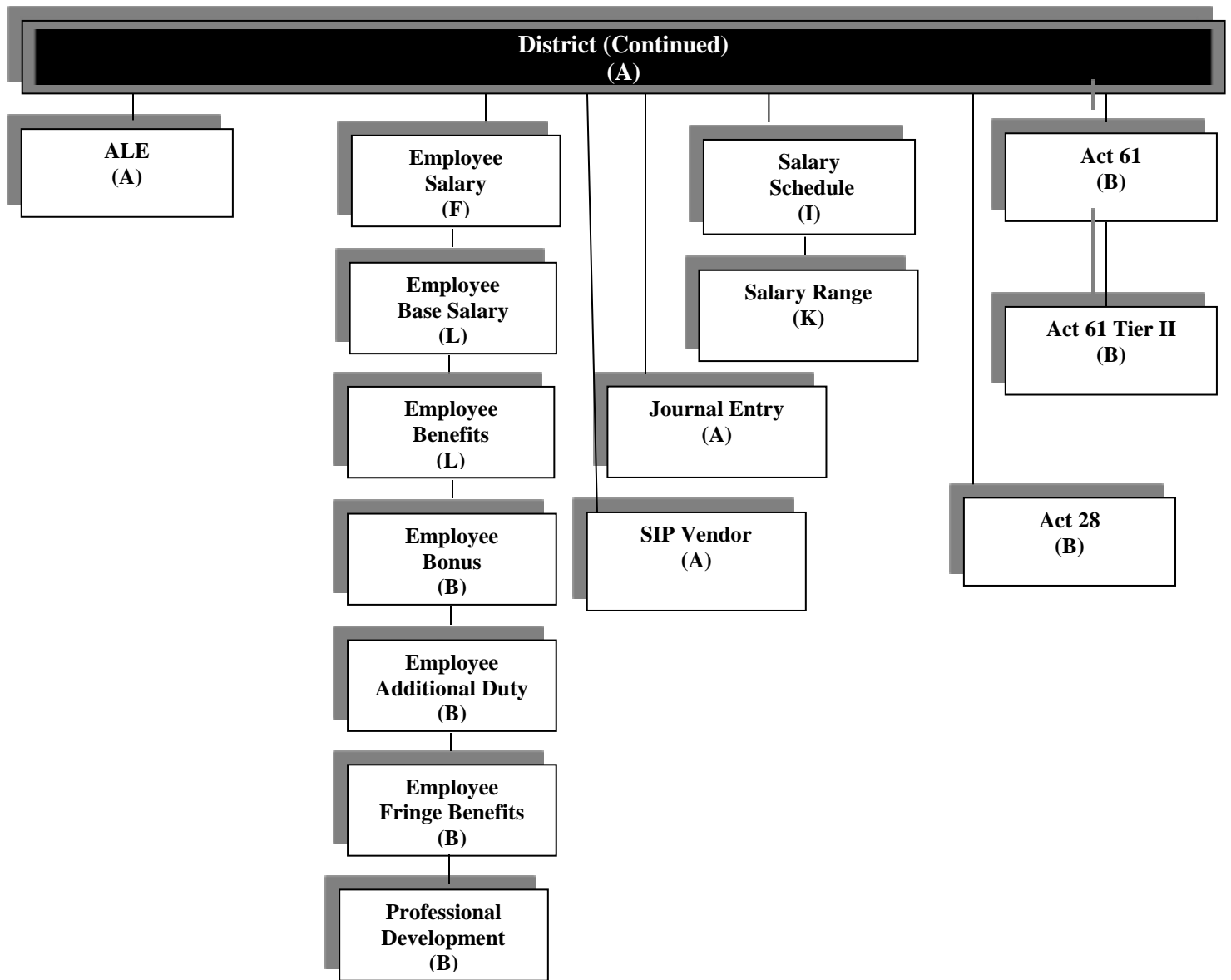
RECORDS RELATIONSHIPS



KEY CODES:
 (A)=Fiscal Year, Cycle, LEA
 (B)=Fiscal Year, Cycle, LEA, SSN
 (C)=Fiscal Year, Cycle, LEA, SSN, Job Code
 (D)=Fiscal Year, Cycle, LEA, Course No., Section No., Emp.SSN
 (E)=Fiscal Year, Cycle, LEA, Course No., Section No., Stud. SSN
 (F)=Fiscal Year, Cycle, LEA, SSN, Fund, Source of Funds
 (G)=Fiscal Year, Cycle, LEA, SSN, Date Discipline Infraction
 (H)=Fiscal Year, Cycle, LEA, ID Number
 (I)=Fiscal Year, Cycle, LEA, Fund
 (J)=Fiscal Year, Cycle, LEA, School

STATEWIDE INFORMATION SYSTEM 2014/2015

RECORD RELATIONSHIPS

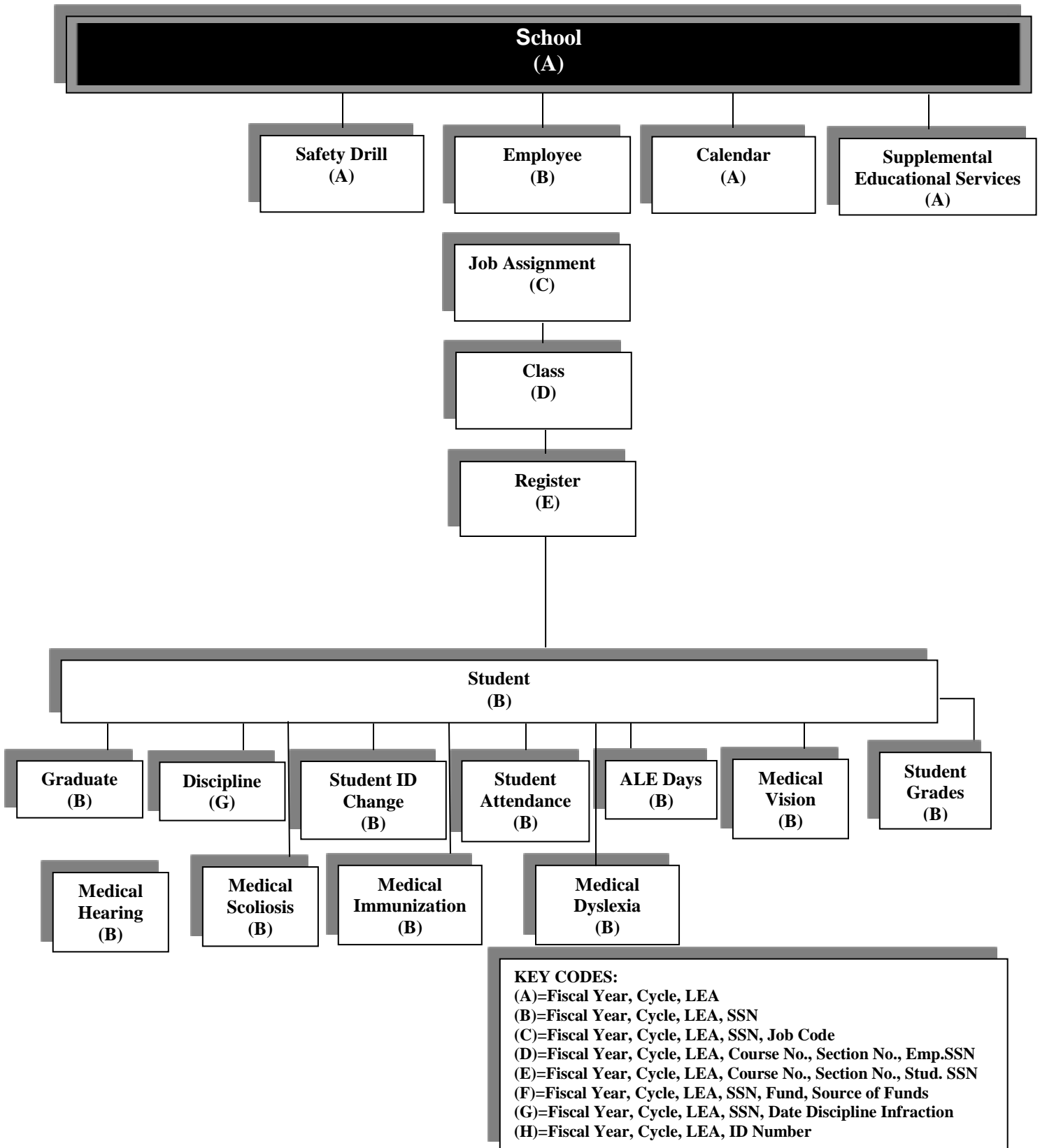


KEY CODES:

- (A)=Fiscal Year, Cycle, LEA
- (B)=Fiscal Year, Cycle, LEA, SSN
- (C)=Fiscal Year, Cycle, LEA, SSN, Job Code
- (D)=Fiscal Year, Cycle, LEA, Course No., Section No., Emp.SSN
- (E)=Fiscal Year, Cycle, LEA, Course No., Section No., Stud. SSN
- (F)=Fiscal Year, Cycle, LEA, SSN, Fund, Source of Funds
- (G)=Fiscal Year, Cycle, LEA, SSN, Date Discipline Infraction
- (H)=Fiscal Year, Cycle, LEA, ID Number
- (I)=Fiscal Year, Cycle, LEA, Fund
- (J)=Fiscal Year, Cycle, LEA, Salary Code
- (K)=Fiscal Year, Cycle, LEA, Salary Code, Salary Range
- (L)=Fiscal Year, Cycle, LEA, Salary Code, Salary Range, SSN

STATEWIDE INFORMATION SYSTEM 2014/2015

RECORD RELATIONSHIPS



STATEWIDE INFORMATION SYSTEM 2014/2015

DATA SUBMISSION CYCLES

| DATABASE RECORD | CYCLE 1 SEP 30 | CYCLE 2 OCT 15 | CYCLE 3 NOV 15 | CYCLE 4 DEC 15 | CYCLE 5 FEB 15 | CYCLE 6 APR 15 | CYCLE 7 JUN 15 | CYCLE 8 JUL 31 | CYCLE 9 AUG 31 |
|--|-------------------------------|-------------------------------|-------------------------------|-------------------------------|-------------------------------|-------------------------------|-------------------------------|-------------------------------|-------------------------------|
| ALE (AS) | | | | | | | X | | |
| ALE DAYS (AL) | | X | X | X | X | X | X | | |
| BUS (BU) | | | X | | X | X | X | | |
| CALENDAR (CA) | X | X | X | X | X | X | X | | |
| CLASS (CL) | | X | | | | X | X | | |
| CONTACT PERSON (CO) | X | X | X | X | X | X | X | X | X |
| DISCIPLINE (DS) | | | | | | | X | | |
| DISTRICT (DI) | X | X | X | X | X | X | X | X | X |
| EQUITY 504 DISABILITY (AD) | | X | | | | | | | |
| EQUITY COMPLIANCE (AE) | | X | | | | | | | |
| EQUITY GENDER (GE) | | X | | | | | | | |
| EQUITY NATIONAL ORIGIN (NO) | | X | | | | | | | |
| EQUITY RACE (RE) | | X | | | | | | | |
| FACILITY BUILDING (FB) | | | | | | | X | | |
| FEDERAL PROGRAMS PRIVATE SCHOOL (S) (PS) | | | | | | X | | | |
| FEDERAL PROGRAMS PRIVATE SCHOOL (S) TITLE I (PT) | | | | | | X | | | |
| FINANCE – ACT 28 (AT) | | | | | | | | | X |
| FINANCE – ACT 61 (AC) | | | | X | | | | | |
| FINANCE – ACT 61ii (AI) | | | | | | | X | | |
| FINANCE – BANK RECON (BC) | X | X | X | X | X | X | X | X | X |
| FINANCE – BUILDING LOSSES (BL) | | | | | | | | | X |
| FINANCE – EMPLOYEE (EM) | X | X | | | | X | | X | X |
| FINANCE – EMPLOYEE ADDITIONAL DUTY (FA) | X | | | | | | | | |
| FINANCE – EMPLOYEE SALARY (ES) | | | | | | | | | X |
| FINANCE – EMPLOYEE BENEFIT (CF) | X | | | | | | | | |
| FINANCE – EMPLOYEE BONUS (EB) | | | | | | | | | X |
| FINANCE – EMPLOYEE FRINGE BENEFITS (FN) | X | | | | | | | | |
| FINANCE – EXPENDITURES (FE) | X | | | | | | | | X |

STATEWIDE INFORMATION SYSTEM 2014/2015

DATA SUBMISSION CYCLES

| DATABASE RECORD | CYCLE 1 SEP 30 | CYCLE 2 OCT 15 | CYCLE 3 NOV 15 | CYCLE 4 DEC 15 | CYCLE 5 FEB 15 | CYCLE 6 APR 15 | CYCLE 7 JUN 15 | CYCLE 8 JUL 31 | CYCLE 9 AUG 31 |
|--|----------------------|----------------------|----------------------|----------------------|----------------------|----------------------|----------------------|----------------------|----------------------|
| FINANCE – GENERAL LEDGER (FG) | X | | | | | | | | X |
| FINANCE – JOURNAL ENTRY (JE) | | | | | | | | | X |
| FINANCE – EMPLOYEE BASE SALARY (BS) | X | | | | | | | | |
| FINANCE – PAGE 3637 DETAIL (CD) | | | | | | | | X | |
| FINANCE – PAGE 36 & 37 (CC) | | | | | | | | X | |
| FINANCE – PROGRAMS ON BEHALF OF OTHER AGENCIES (PO) | | | | | | | | | X |
| FINANCE – PROPERTY VALUES (PV) | | | | | | | | | X |
| FINANCE – REVENUE (FR) | X | | | | | | | | X |
| FINANCE - SALARY RANGE (SL) | X | | | | | | | | |
| FINANCE - SALARY SCHEDULE (SA) | X | | | | | | | | |
| FINANCE – SUPPLEMENTAL EDUCATIONAL SERVICE PROVIDER (SE) | | | | | | | | | X |
| FINANCE – UNDERPAYMENTS (UP) | | | | | | | | | X |
| GRADUATE (GR) | | | | | | | | | X |
| JOB ASSIGNMENT(JA) | | X | | | | X | | | |
| MEDICAL DYSLEXIA (MD) | | | | | | | X | | |
| MEDICAL VISION (MV) | | | X | | | X | | | |
| MEDICAL HEARING (MH) | | | | | | | X | | |
| MEDICAL IMMUNIZATION (MI) | | | X | | | | | | |
| MEDICAL SCOLIOSIS (MS) | | | | | | | X | | |
| PROFESSIONAL DEVELOPMENT (PD) | | | | | | | | X | |
| REGISTER (RG) | | X | | | | X | X | | |
| SAFETY DRILL (SD) | | X | X | | X | X | X | | |
| SCHOOL (SC) | X | X | X | X | X | X | X | X | X |
| SPECIAL ED – EMPLOYEE (SX) | | | | X | | | | | |
| SPECIAL ED – EARLY CHILDHOOD (SZ) | | | | X | | | X | | |
| SPECIAL ED – EARLY INTERVENING SERVICES 1 (EI) | | | | | | | X | | |
| SPECIAL ED – EARLY INTERVENING SERVICES 2 (ER) | | | | | | | X | | |

STATEWIDE INFORMATION SYSTEM 2014/2015

DATA SUBMISSION CYCLES

| DATABASE RECORD | CYCLE 1 SEP 30 | CYCLE 2 OCT 15 | CYCLE 3 NOV 15 | CYCLE 4 DEC 15 | CYCLE 5 FEB 15 | CYCLE 6 APR 15 | CYCLE 7 JUN 15 | CYCLE 8 JUL 31 | CYCLE 9 AUG 31 |
|---|-------------------------------|-------------------------------|-------------------------------|-------------------------------|-------------------------------|-------------------------------|-------------------------------|-------------------------------|-------------------------------|
| SPECIAL ED – REFERRAL TRACKING (RF) | | | | | | | X | | |
| SPECIAL ED – SCHOOL AGE (SY) | | | | X | | | X | | |
| STUDENT (ST) | | X | X | X | X | X | X | | |
| STUDENT ATTENDANCE (SS) | | | X | | X | X | X | | |
| STUDENT GRADES (SG) | | | | | | | X | | |
| STUDENT ID CHANGE (SI) | X | X | X | X | X | X | X | | |
| SUPPLEMENTAL TRANSPORTATION (TP) | | | | | | X | | | |
| TRANSPORTATION PERSONNEL (TS) | | | X | | | | | | |
| VENDOR - SIP (VE) | | | | | | | | | X |
| TOTAL TABLES PER CYCLE | 16 | 19 | 14 | 12 | 11 | 19 | 26 | 8 | 19 |
| TOTAL TABLES COLLECTED | 140 | | | | | | | | |

STATEWIDE INFORMATION SYSTEM 2014/2015

CYCLE 1 SUBMISSION – September 30th

CYCLE 1 REPORTING REQUIREMENTS

| Report ID | Report Name |
|-----------|---|
| rpt000 | District General Information |
| rpt044 | Contact Persons (District) |
| rpt100 | School General Information |
| rpt120 | School Calendar |
| rpt205 | Employee Base Salary |
| rpt208 | Employee Fringe Benefits (paid by district on behalf of employee) |
| rpt212 | Employee Benefits (Payments/services in addition to salary) |
| rpt214 | Employee Additional Duties Detailed Report |
| rpt390 | District Corrective Action Report |
| rpt465 | School Student ID Change |
| rpt488 | Contact Persons (School) |
| rpt503 | Bank Reconciliation Report |
| rpt504 | Bank Reconciliation Outstanding Checks |
| rpt510 | Annual Financial Report (AFRB) Level I |
| rpt511 | Annual Financial Report (AFRB) Level II |
| rpt512 | Annual Financial Report (AFRB) Level III |
| rpt520 | Annual Financial Report (AFRB) Legal Balance |
| rpt571 | AFR Title I (6501) Budget |
| rpt572 | AFR Title I Part D (6510) Budget |
| rpt573 | AFR Title II A (6756) Budget |
| rpt574 | AFR Title II D (6595) Budget |
| rpt575 | AFR Title III (6761) Budget |
| rpt576 | AFR Title IV-A (6781) Budget |
| rpt577 | AFR Title V (6520) Budget |
| rpt578 | AFR Title VI-SRSA (6782) Budget |
| rpt579 | AFR Title VI-RLIS (6784) Budget |
| rpt580 | Annual Statistical Report (ASR) – Supplement Lines 14-89 amounts are pulled based on ADE Coding Specifications for ASR |
| rpt583 | State Category Funds |
| rpt810 | Salary Schedule |
| | 32 Total Reports |

Note: Above cycle reports (rpt. #s) are only available for the individual school districts using Statewide Information System during the cycle data certification process.

STATEWIDE INFORMATION SYSTEM 2014/2015

CYCLE 2 SUBMISSION – October 15th

CYCLE 2 REPORTING REQUIREMENTS

| Report ID | Report Name |
|-----------|--|
| rpt000 | District General Information |
| rpt030 | District Gender Equity |
| rpt031 | District Race Equity |
| rpt032 | District Disability 504 Equity |
| rpt033 | District National Origin |
| rpt034 | Equity Compliance |
| rpt044 | Contact Persons (District) |
| rpt100 | School General Information |
| rpt120 | School Calendar |
| rpt202 | Employee Certified Staff Job Analysis |
| rpt206 | Employee Certificated Staff Job Analysis (Out-of-District) |
| rpt207 | Digital Learning |
| rpt211 | Employee Classified Staff Job Analysis |
| rpt223 | Para-Professional Report |
| rpt252 | School Concurrent Credit |
| rpt253 | District Concurrent Credit |
| rpt304 | District Enrollment/School Choice |
| rpt325 | District Pre-School Classrooms |
| rpt330 | District Student ELL Information |
| rpt331 | District Child Nutrition |
| rpt332 | District Home Language |
| rpt333 | District Homeless Student |
| rpt334 | District Student Status |
| rpt336 | District Preschool Lunch Status |
| rpt355 | District Preschool Enrollment |
| rpt356 | District Kindergarten (Preschool) |
| rpt357 | District Student Meal Status Detailed Listing (Optional) |
| rpt380 | Adult Education Student Count (Arkansas River Coop) |
| rpt404 | School Enrollment/School Choice |
| rpt408 | School Choice Count (Optional) |
| rpt413 | School Poverty Index |
| rpt425 | Preschool Counts Report (Legacy) |
| rpt426 | Preschool Counts Report (Web Based) |
| rpt430 | School Student ELL Information |
| rpt431 | School Child Nutrition |
| rpt432 | School Home Language Report |
| rpt433 | School Homeless Student |
| rpt434 | School Student Status Information |
| rpt436 | School Preschool Lunch Status |
| rpt438 | Smart Core Waiver Report |
| rpt439 | Consolidated LEA Report |
| rpt441 | Funded/Non-funded ALE Days |
| rpt443 | Vocational School Report |

Note: Above cycle reports (rpt. #s) are only available for the individual school districts using Statewide Information System during the cycle data certification process.

STATEWIDE INFORMATION SYSTEM 2014/2015

CYCLE 2 SUBMISSION – October 15th

CYCLE 2 REPORTING REQUIREMENTS

| Report ID | Report Name |
|-----------|--|
| rpt455 | School Preschool Enrollment |
| rpt456 | School Kindergarten (Preschool) |
| rpt457 | Highly Qualified Teacher |
| rpt465 | School Student ID Change |
| rpt488 | Contact Persons (School) |
| rpt503 | Bank Reconciliation Report |
| rpt504 | Bank Reconciliation Outstanding Checks |
| rpt600 | Safety Drill Report (District) |
| rpt610 | Safety Drill Report (School) |
| | 52 Total Reports |

Note: Above cycle reports (rpt. #s) are only available for the individual school districts using Statewide Information System during the cycle data certification process.

STATEWIDE INFORMATION SYSTEM 2014/2015

CYCLE 3 SUBMISSION – November 15th

CYCLE 3 REPORTING REQUIREMENTS

| Report ID | Report Name |
|-----------|---|
| rpt000 | District General Information |
| rpt011 | District School Elect (Millage) |
| rpt020 | Bus Information |
| rpt021 | Bus Pupil Transportation |
| rpt024 | Transportation Personnel |
| rpt044 | Contact Persons (District) |
| rpt100 | School General Information |
| rpt120 | School Calendar |
| rpt300 | District Crossover Students |
| rpt301 | District Quarterly Superintendent's Attendance |
| rpt302 | District Superintendent's Attendance by Grade (Optional) |
| rpt303 | District Quarterly Averages Superintendent's Attendance |
| rpt305 | District Detail List of Student Attendance (Optional) |
| rpt306 | District Magnet Student Quarterly Attendance (Pulaski County ONLY) |
| rpt307 | District M to M Student Quarterly Attendance (Pulaski County ONLY) |
| rpt308 | Transportation Counts |
| rpt309 | District M to M Student Avg Attendance Report (Pulaski County ONLY) |
| rpt310 | District Magnet Quarterly Average Superintendent's Attendance (Pulaski County ONLY) |
| rpt313 | District Dropout/Withdrawal Report |
| rpt314 | District Retention (Optional) |
| rpt330 | District Student ELL Information |
| rpt333 | District Homeless Students |
| rpt334 | District Student Status Information |
| rpt337 | District ABC Preschool Count |
| rpt383 | District Student Vision Listing |
| rpt384 | District Student Vision Counts |
| rpt400 | School Crossover Students |
| rpt401 | School Quarterly Superintendent's Attendance |
| rpt402 | School Superintendent's Attendance by Grade |
| rpt403 | School Quarterly Averages Superintendent's Attendance |
| rpt406 | School Magnet Student Quarterly Attendance (Pulaski County ONLY) |
| rpt407 | School M to M Student Quarterly Attendance (Pulaski County ONLY) |
| rpt409 | School M to M Student Avg Attendance Report (Pulaski County ONLY) |
| rpt410 | School Magnet Quarterly Average Superintendent's Attendance (Pulaski County ONLY) |
| rpt411 | School Dropout/Withdrawal Report |
| rpt412 | School Retention |
| rpt425 | Preschool Counts Report (Legacy) |
| rpt426 | Preschool Counts Report (Web Based) |
| rpt430 | School Student ELL Information |
| rpt433 | School Homeless Students Reports |
| rpt434 | School Student Status |
| rpt437 | School ABC Preschool Count |

Note: Above cycle reports (rpt. #s) are only available for the individual school districts using Statewide Information System during the cycle data certification process.

STATEWIDE INFORMATION SYSTEM 2014/2015

CYCLE 3 SUBMISSION – November 15th

CYCLE 3 REPORTING REQUIREMENTS

| Report ID | Report Name |
|-----------|--|
| rpt439 | Consolidated LEA Report |
| rpt441 | Funded/Non-funded ALE Days |
| rpt465 | School Student ID Change |
| rpt483 | School Medical Vision Report |
| rpt484 | School Medical Vision Counts |
| rpt488 | Contact Persons (School) |
| rpt495 | School Medical Immunization Report |
| rpt503 | Bank Reconciliation Report |
| rpt504 | Bank Reconciliation Outstanding Checks |
| rpt600 | Safety Drill Report (District) |
| rpt610 | Safety Drill Report (School) |
| | 53 Total Reports |

Note: Above cycle reports (rpt. #s) are only available for the individual school districts using Statewide Information System during the cycle data certification process.

STATEWIDE INFORMATION SYSTEM 2014/2015

CYCLE 4 SUBMISSION – December 15th

CYCLE 4 REPORTING REQUIREMENTS

| Report ID | Report Name |
|-----------|---|
| rpt000 | District General Information |
| rpt044 | Contact Persons (District) |
| rpt100 | School General Information |
| rpt120 | School Calendar |
| rpt213 | Special Education Employee Detail |
| rpt330 | District Student ELL Information |
| rpt333 | District Homeless Students |
| rpt425 | Preschool Counts Report (Legacy) |
| rpt426 | Preschool Counts Report (Web Based) |
| rpt430 | School Student ELL Information |
| rpt433 | School Homeless Students Reports |
| rpt439 | Consolidated LEA Report |
| rpt441 | Funded/Non-funded ALE Days |
| rpt465 | School Student ID Change |
| rpt488 | Contact Persons (School) |
| rpt503 | Bank Reconciliation Report |
| rpt504 | Bank Reconciliation Outstanding Checks |
| rpt704 | Special Education – School Age Federal Child Count by Placement/Race |
| rpt705 | Special Education – School Age Federal Child Count by Age/Disability |
| rpt706 | Special Education – School Age Federal Child Count by Race/Disability |
| rpt720 | Early Childhood Federal Child Count by Placement/Age |
| rpt721 | Early Childhood Child Count by Placement/Race |
| rpt722 | Early Childhood Count by Program Type and Resident LEA |
| rpt723 | Early Childhood Count by Disability/Race/Gender |
| rpt724 | Early Childhood Count by Placement/Disability |
| rpt725 | Early Childhood Count by Age/Disability |
| rpt730 | Special Education School Age Detailed Information |
| rpt731 | Early Childhood Detailed Information |
| rpt820 | Act 61 Tier I Training |
| | 26 Total Reports |

Note: Above cycle reports (rpt. #s) are only available for the individual school districts using Statewide Information System during the cycle data certification process.

STATEWIDE INFORMATION SYSTEM 2014/2015

CYCLE 5 SUBMISSION – February 15th

CYCLE 5 REPORTING REQUIREMENTS

| Report ID | Report Name |
|-----------|---|
| rpt000 | District General Information |
| rpt020 | Bus Information |
| rpt021 | Bus Pupil Transportation |
| rpt044 | Contact Persons (District) |
| rpt100 | School General Information |
| rpt120 | School Calendar |
| rpt300 | District Crossover Students |
| rpt301 | District Quarterly Superintendent's Attendance |
| rpt302 | District Superintendent's Attendance by Grade (Optional) |
| rpt303 | District Quarterly Averages Superintendent's Attendance |
| rpt305 | District Detail List of Student Attendance (Optional) |
| rpt306 | District Magnet Student Quarterly Attendance (Pulaski County ONLY) |
| rpt307 | District M to M Student Quarterly Attendance (Pulaski County ONLY) |
| rpt308 | Transportation Counts |
| rpt309 | District M to M Student Avg Attendance Report (Pulaski County ONLY) |
| rpt310 | District Magnet Quarterly Average Superintendent's Attendance (Pulaski County ONLY) |
| rpt333 | District Homeless Students |
| rpt334 | District Student Status Information |
| rpt337 | District ABC Preschool Count |
| rpt400 | School Crossover Students |
| rpt401 | School Quarterly Superintendent's Attendance |
| rpt402 | School Superintendent's Attendance by Grade |
| rpt403 | School Quarterly Averages Superintendent's Attendance |
| rpt406 | School Magnet Student Quarterly Attendance (Pulaski County ONLY) |
| rpt407 | School M to M Student Quarterly Attendance (Pulaski County ONLY) |
| rpt409 | School M to M Student Avg Attendance Report (Pulaski County ONLY) |
| rpt410 | School Magnet Quarterly Average Superintendent's Attendance (Pulaski County ONLY) |
| rpt425 | Preschool Counts Report (Legacy) |
| rpt426 | Preschool Counts Report (Web Based) |
| rpt430 | School Student ELL Information |
| rpt433 | School Homeless Students |
| rpt434 | School Student Status Report |
| rpt437 | School ABC Preschool Count |
| rpt439 | Consolidated LEA Report |
| rpt441 | Funded/Non-funded ALE Days |
| rpt465 | School Student ID Change |
| rpt488 | Contact Persons (School) |
| rpt503 | Bank Reconciliation Report |
| rpt504 | Bank Reconciliation Outstanding Checks |
| rpt600 | Safety Drill Report (District) |
| rpt610 | Safety Drill Report (School) |
| | 41 Total Reports |

Note: Above cycle reports (rpt. #s) are only available for the individual school districts using Statewide Information System during the cycle data certification process

STATEWIDE INFORMATION SYSTEM 2014/2015

CYCLE 6 SUBMISSION – April 15th

CYCLE 6 REPORTING REQUIREMENTS

| Report ID | Report Name |
|-----------|---|
| rpt000 | District General Information |
| rpt020 | Bus Information |
| rpt021 | Bus Pupil Transportation |
| rpt022 | School Bus Inspection |
| rpt023 | Bus Transportation Aid |
| rpt044 | Contact Persons (District) |
| rpt100 | School General Information |
| rpt117 | Federal Programs – Private School(s) |
| rpt118 | Private School Title I Report |
| rpt120 | School Calendar |
| rpt202 | Employee Certified Staff Job Analysis |
| rpt206 | Employee Certificated Staff Job Analysis (Out-of-District) |
| rpt207 | Digital Learning |
| rpt211 | Employee Classified Staff Job Analysis |
| rpt223 | Para-Professional Report |
| rpt252 | School Concurrent Credit |
| rpt253 | District Concurrent Credit |
| rpt300 | District Crossover Students |
| rpt301 | District Quarterly Superintendent's Attendance |
| rpt302 | <i>District Superintendent's Attendance by Grade (Optional)</i> |
| rpt303 | District Quarterly Averages Superintendent's Attendance |
| rpt305 | District Detailed List of Student Attendance (Optional) |
| rpt306 | District Magnet Student Quarterly Attendance (Pulaski County ONLY) |
| rpt307 | District M to M Student Quarterly Attendance (Pulaski County ONLY) |
| rpt308 | Transportation Counts |
| rpt309 | District M to M Student Avg Attendance Report (Pulaski County ONLY) |
| rpt310 | District Magnet Quarterly Average Superintendent's Attendance (Pulaski County ONLY) |
| rpt330 | District Student ELL Information |
| rpt333 | District Homeless Students |
| rpt334 | District Student Status Information |
| rpt337 | District ABC Preschool Count |
| rpt383 | District Student Vision Listing |
| rpt384 | District Student Vision Counts |
| rpt400 | School Crossover Students |
| rpt401 | School Quarterly Superintendent's Attendance |
| rpt402 | School Superintendent's Attendance by Grade |
| rpt403 | School Quarterly Averages Superintendent's Attendance |
| rpt406 | School Magnet Student Quarterly Attendance (Pulaski County ONLY) |

Note: Above cycle reports (rpt. #s) are only available for the individual school districts using Statewide Information System during the cycle data certification process.

STATEWIDE INFORMATION SYSTEM 2014/2015

CYCLE 6 SUBMISSION – April 15th

CYCLE 6 REPORTING REQUIREMENTS

| Report ID | Report Name |
|-----------|---|
| rpt407 | School M to M Student Quarterly Attendance (Pulaski County ONLY) |
| rpt409 | School M to M Student Avg Attendance Report (Pulaski County ONLY) |
| rpt410 | School Magnet Quarterly Average Superintendent's Attendance (Pulaski County ONLY) |
| rpt425 | Preschool Counts Report (Legacy) |
| rpt426 | Preschool Counts Report (Web Based) |
| rpt441 | Funded/Non-funded ALE Days |
| rpt430 | School Student ELL Information |
| rpt433 | School Homeless Students |
| rpt434 | School Student Status |
| rpt437 | School ABC Preschool Count |
| rpt439 | Consolidated LEA Report |
| rpt443 | Vocational School Report |
| rpt457 | Highly Qualified Teacher |
| rpt465 | School Student ID Change |
| rpt483 | School Medical Vision Report |
| rpt484 | School Medical Vision Counts |
| rpt488 | Contact Persons (School) |
| rpt503 | Bank Reconciliation Report |
| rpt504 | Bank Reconciliation Outstanding Checks |
| rpt600 | Safety Drill Report (District) |
| rpt610 | Safety Drill Report (School) |
| | 61 Total Reports |

Note: Above cycle reports (rpt. #s) are only available for the individual school districts using Statewide Information System during the cycle data certification process.

STATEWIDE INFORMATION SYSTEM 2014/2015

CYCL E 7 SUBMISSION – June 15th

Cycle 7 Reporting Requirements

| Report ID | Report Name |
|-----------|---|
| rpt000 | District General Information |
| rpt020 | Bus Information |
| rpt021 | Bus Pupil Transportation |
| rpt044 | Contact Persons (District) |
| rpt100 | School General Information |
| rpt120 | School Calendar |
| rpt183 | Facility Needs Assessment-Building |
| rpt300 | District Crossover Students |
| rpt301 | District Quarterly Superintendent's Attendance |
| rpt302 | District Superintendent's Attendance by Grade (Optional) |
| rpt303 | District Quarterly Averages Superintendent's Attendance |
| rpt305 | District Detail List of Student Attendance (Optional) |
| rpt306 | District Magnet Student Quarterly Attendance (Pulaski County ONLY) |
| rpt307 | District M to M Student Quarterly Attendance (Pulaski County ONLY) |
| rpt308 | Transportation Counts |
| rpt309 | District M to M Student Avg Attendance Report (Pulaski County ONLY) |
| rpt310 | District Magnet Quarterly Average Superintendent's Attendance (Pulaski County ONLY) |
| rpt320 | District Dyslexia Report |
| rpt322 | District Corporal Punishment |
| rpt323 | District Discipline |
| rpt330 | District Student ELL Information |
| rpt333 | District Homeless Students |
| rpt334 | District Student Status Information |
| rpt337 | District ABC Preschool Count |
| rpt350 | District Student GPA Report |
| rpt370 | District Gun Free Schools Act |
| rpt381 | District Medical Hearing Report |
| rpt382 | District Medical Hearing Student Count Report |
| rpt386 | District Medical Scoliosis Report |
| rpt387 | District Medical Scoliosis Student Count Report |
| rpt400 | School Crossover Students Reports |
| rpt401 | School Quarterly Superintendent's Attendance |
| rpt402 | School Superintendent's Attendance by Grade (Optional) |
| rpt403 | School Quarterly Averages Superintendent's Attendance |
| rpt406 | School Magnet Student Quarterly Attendance (Pulaski County ONLY) |
| rpt407 | School M to M Student Quarterly Attendance (Pulaski County ONLY) |
| rpt409 | School M to M Student Avg Attendance Report (Pulaski County ONLY) |
| rpt410 | School Magnet Quarterly Average Superintendent's Attendance (Pulaski County ONLY) |
| rpt420 | School Medical Dyslexia Student by Grade Report |
| rpt422 | School Corporal Punishment |
| rpt423 | School Discipline |
| rpt424 | Detail Student Discipline Report (optional) |

Note: Above cycle reports (rpt. #s) are only available for the individual school districts using Statewide Information System during the cycle data certification process.

STATEWIDE INFORMATION SYSTEM 2014/2015

CYCL E 7 SUBMISSION – June 15th

Cycle 7 Reporting Requirements

| Report ID | Report Name |
|-----------|--|
| rpt425 | Preschool Counts Report (Legacy) |
| rpt426 | Preschool Counts Report (Web Based) |
| rpt430 | School Student ELL Information |
| rpt433 | School Homeless Students |
| rpt434 | School Student Status Information |
| rpt437 | School ABC Preschool Count |
| rpt438 | Smart Core Waiver Report |
| rpt439 | Consolidated LEA Report |
| rpt441 | Funded/Non-funded ALE Days |
| rpt444 | ALE Annual Report |
| rpt450 | School GPA |
| rpt465 | School Student ID Change |
| rpt475 | Student Grade Report by District and School |
| rpt480 | ALE Student Course Report |
| rpt481 | School Medical Hearing Report |
| rpt482 | School Medical Hearing Student Count Report |
| rpt486 | School Medical Scoliosis Report |
| rpt487 | School Medical Scoliosis Student Count Report |
| rpt488 | Contact Persons (School) |
| rpt503 | Bank Reconciliation Report |
| rpt504 | Bank Reconciliation Outstanding Checks |
| rpt600 | Safety Drill Report (District) |
| rpt610 | Safety Drill Report (School) |
| rpt713 | Special Education – School Age State Exiting by Disability/Age/Exit Status |
| rpt714 | Special Education – School Age State Exiting by Race/Exit Status |
| rpt715 | Special Education – School Age State Discipline by Disability |
| rpt717 | Special Education – School Age State Discipline by Race |
| rpt730 | Special Education School Age Detailed Information |
| rpt731 | Special Education Early Childhood Detail Report |
| rpt732 | School Age Early Intervening Services |
| rpt733 | Special Education School Early Intervening Services 2 (School Age Only) |
| rpt734 | School Age Early Referral Tracking |
| rpt824 | Act 61 Tier II Training |
| | 75 Total Reports |

Note: Above cycle reports (rpt. #s) are only available for the individual school districts using Statewide Information System during the cycle data certification process.

STATEWIDE INFORMATION SYSTEM 2014/2015

CYCLE 8 SUBMISSION – July 31th

CYCLE 8 REPORTING REQUIREMENTS

| Report ID | Report Name |
|-----------|--|
| rpt000 | District General Information |
| rpt044 | Contact Persons (District) |
| rpt100 | School General Information |
| rpt221 | Professional Development Hours (Execute from FMS Menu) |
| rpt488 | Contact Persons (School) |
| rpt587 | Teacher Salary Averages |
| rpt503 | Bank Reconciliation Report |
| rpt504 | Bank Reconciliation Outstanding Checks |
| rpt570 | Pages 36 & 37 (Classified/Certified) |
| rpt588 | Page 36 & 37 FTE by Name |
| | 10 Total Reports |

Note: Above cycle reports (rpt. #s) are only available for the individual school districts using Statewide Information System during the cycle data certification process.

STATEWIDE INFORMATION SYSTEM 2014/2015

CYCLE 9 SUBMISSION – August 31th

CYCLE 9 REPORTING REQUIREMENTS

| Report ID | Report Name |
|-----------|---|
| rpt000 | District General Information |
| rpt044 | Contact Persons (District) |
| rpt100 | School General Information |
| rpt200 | Employee Salary |
| rpt203 | Employee Benefits (in additional to salary) |
| rpt204 | Employee Bonus |
| rpt219 | Supplemental Educational Services Vendor Report |
| rpt385 | District Act 28 Report |
| rpt405 | Graduate Student Listing |
| rpt488 | Contact Persons (School) |
| rpt503 | Bank Reconciliation Report |
| rpt504 | Bank Reconciliation Outstanding Checks |
| rpt510 | Annual Financial Report (AFRB) Level I |
| rpt511 | Annual Financial Report (AFRB) Level II |
| rpt512 | Annual Financial Report (AFRB) Level III |
| rpt520 | Annual Financial Report (AFRB) Legal Balance |
| rpt530 | Annual Financial Report (AFRB) Underpayments |
| rpt540 | Annual Financial Report (AFRB) Programs on Behalf of Other Agencies |
| rpt550 | Annual Financial Report (AFRB) Property Values |
| rpt560 | Annual Financial Report (AFRB) Building Losses |
| rpt571 | AFR Title I |
| rpt572 | AFR Title I Part D |
| rpt573 | AFR Title II A |
| rpt574 | AFR Title II D |
| rpt575 | AFR Title III |
| rpt576 | AFR Title IV-A |
| rpt577 | AFR Title V |
| rpt578 | AFR Title VI-SRSA (6782) |
| rpt579 | AFR Title VI-RLIS (6784) |
| rpt580 | Annual Statistical Report (ASR) - Supplement Lines 14-89 amounts are pulled based on ADE Coding Specifications for ASR |
| rpt581 | Athletic Expenditures |
| rpt583 | State Categorical Funds |
| rpt593 | SIP Vendor Report |
| | 33 Total Reports |

Note: Above cycle reports (rpt. #s) are only available for the individual school districts using Statewide Information System during the cycle data certification process.

Data Schema Definitions for SIS Manual

| | |
|------------------|---|
| ID = | A unique number used to identify data elements in each table. The first two letters denote the table in which the element is found and the remaining 4 numbers are chronological order numbers. |
| Element = | This is the actual text name descriptor and definition of the data that is being collected. |
| Name = | This is the abbreviated name given to the element. It is the name that is used to reference the data element in program code. |
| Type = | A descriptor assigned to each element in a table indicating the type of data the element is intended to hold. Data types used in this manual are: Alpha (alphabetic or character) = Used to store any combination of letters, numbers, and symbols. Num (numeric) = Used to store whole numbers. Dec (decimal) = Stores numbers with definable scale and precision. |
| Date = | Stores calendar dates. A date element holds a date in the form mm/dd/yyyy where mm is the month (1-12), dd is the day of the month (1-31), and yyyy is the year. |
| Size = | The total possible characters or numbers that may be entered for the element. |
| Values = | Assists you with entry of valid data. Display the format for numeric data as ##.## or acceptable codes for yes/no fields (Y/N). Table means the choices are in the table under the Element or Appendix A – means the choices are shown in appendix in the back of the manual or Date – as MMDDYYYY should be entered. |
| Cycle = | Used to denote the submission cycle (1-9) in which the data element will be pulled. |

STATEWIDE INFORMATION SYSTEM 2014/2015

DATABASE SCHEMA

AC
act61

| ID | Element | Name | Type | Size | Values | Cycle |
|--------|--|-------------|-------|------------|------------|-------|
| | Key | | | | | |
| AC0010 | Fiscal Year – <i>The fiscal year that this reporting represents: For the 2014/2015 reporting year fy must be = 25</i> | fy | Num | 2 | Table | 4 |
| AC0020 | Cycle - <i>The reporting cycle for which the data is submitted: 4 = December 15th</i> | cycle | Num | 2 | Table | 4 |
| AC0030 | LEA, District – <i>Local Education Agency, the unique seven-digit number assigned by the ADE to identify individual county, district, schools, cooperatives, and vocational institutions. The first two digits represent the county, the second two digits represent the district, and the last three digits represent the individual school, for example: 6001000 60 = Pulaski County 01 = Little Rock School District 000 = N/A (zeroes for district)</i> | lea | Alpha | 7 | Appendix B | 4 |
| AC0040 | SSN, Staff – <i>The nine-digit Social Security number of the staff member being identified.</i> | ssn | Alpha | 9 | ##### | 4 |
| | General | | | | | |
| AC0045 | Unique Employee ID – <i>The unique 10-digit Triand identifier generated for the employee by the state.</i> | uniq_emp_id | Alpha | 10 | ##### | 4 |
| AC0050 | First Name | fname | Alpha | 20 | | 4 |
| AC0060 | Middle Name | mname | Alpha | 15 | | 4 |
| AC0070 | Last Name | lname | Alpha | 25 | | 4 |
| AC0080 | Title – <i>Position person holds within the district, Example: "Superintendent."</i> | title | Alpha | 30 | | 4 |
| AC0090 | Course Name – <i>Name of course.</i> | course | Alpha | 20 | | 4 |
| AC0100 | Date – <i>Date the course was taken.</i> | date | Date | MM/DD/YYYY | | 4 |
| AC0110 | Sponsor – <i>Sponsor of the course: 0) NO DATA 1) COOP 2) ADE 3) AASBO 4) AAEA 5) OTHER</i> | sponsor | Alpha | 1 | Table | 4 |
| AC0130 | Hours – <i>Number of hours received from the course</i> | num_hrs | Dec | 5,2 | ###.## | 4 |
| AC0140 | Initial or Annual Training – <i>Indicate if training received was initial or annual. A = Annual I = Initial</i> | train_type | Alpha | 1 | Table | 4 |

STATEWIDE INFORMATION SYSTEM 2014/2015

DATABASE SCHEMA

AI
act61ii

| ID | Element | Name | Type | Size | Values | Cycle |
|--------|--|---------------|-------|------------|------------|-------|
| | Key | | | | | |
| AI0010 | Fiscal Year – <i>The fiscal year that this reporting represents: For the 2014/2015 reporting year fy must be = 25</i> | fy | Num | 2 | Table | 7 |
| AI0020 | Cycle - <i>The reporting cycle for which the data is submitted: 7 = June 15th</i> | cycle | Num | 2 | Table | 7 |
| AI0030 | LEA, District – <i>Local Education Agency, the unique seven-digit number assigned by the ADE to identify individual county, district, schools, cooperatives, and vocational institutions. The first two digits represent the county, the second two digits represent the district, and the last three digits represent the individual school, for example: 6001000 60 = Pulaski County 01 = Little Rock School District 000 = N/A (zeroes for district)</i> | lea | Alpha | 7 | Appendix B | 7 |
| AI0040 | Tier II Training – Have the required district employees received 4 hours of Tier II training? | tier_ii_train | Alpha | 1 | Y/N | 7 |
| AI0050 | SSN, Staff – <i>The nine-digit Social Security number of the staff member being identified.</i> | ssn | Alpha | 9 | ##### | 7 |
| | General | | | | | |
| AI0060 | Unique Employee ID – <i>The unique 10-digit Triand identifier generated for the employee by the state.</i> | uniq_emp_id | Alpha | 10 | ##### | 7 |
| AI0070 | First Name | fname | Alpha | 20 | | 7 |
| AI0080 | Middle Name | mname | Alpha | 15 | | 7 |
| AI0090 | Last Name | lname | Alpha | 25 | | 7 |
| | A.C.A. §6-20-2204 (Act 61) requires districts to provide Tier II training and to provide assurance of that training to the ADE. | | | | | |
| AI0100 | Date – <i>Enter the date the Tier II Trainer attended the required Tier I training for the current year</i> | training_date | Date | MM/DD/YYYY | | 7 |
| AI0110 | List – <i>Is a List of employees who attended the Tier II Training for the current Fiscal year maintained in the district office as required by A.C.A. 6-20-2204(c)?</i> | training_list | Alpha | 1 | Y/N | 7 |

STATEWIDE INFORMATION SYSTEM 2014/2015

DATABASE SCHEMA

AS
ALE

| ID | Element | Name | Type | Size | Values | Cycle |
|--------|---|-----------|-------|------|---------------|-------|
| | Key | | | | | |
| AS0010 | Fiscal Year – The fiscal year that this reporting represents: For the 2014/2015 reporting year fy must be = 25 | fy | Num | 2 | Table | 7 |
| AS0020 | Cycle – The reporting cycle for which the data is submitted: 7 = June 15 th | cycle | Num | 2 | Table | 7 |
| AS0030 | LEA, District – Local Education Agency, the unique seven-digit number assigned by the ADE to identify individual county, district, schools, cooperatives, and vocational institutions. The first two digits represent the county, the second two digits represent the district, and the last three digits represent the individual school, for example: 6001000 60 = Pulaski County 01 = Little Rock School District 000 = N/A (zeroes for district) | lea | Alpha | 7 | Appendix B | 7 |
| | General (All questions below is based on current school year) | | | | | |
| AS0045 | General Curriculum – Number of ALE students who returned to general curriculum | curr | Num | 6 | ##### | 7 |
| AS0050 | ALE Intervention – Number of student* graduated as a direct or indirect indication of ALE intervention. *Students who returned to traditional education after being in ALE greater than 20 days | inter | Num | 6 | ##### | 7 |
| AS0055 | ALE GED – Number of ALE students who received a GED. | ged | Num | 6 | ##### | 7 |
| AS0060 | ALE Exit Returned Prior Year – Number of students enrolled in ALE in 2013-2014 that returned to ALE in 2014–2015. | ext_prior | Num | 6 | ##### | 7 |
| AS0065 | ALE Exit Current Year – Number of students who exited ALE and returned to ALE in the current year. | ext_cur | Num | 6 | ##### | 7 |
| AS0068 | ALE Paraprofessional – Number paraprofessional employed to work in ALE. | para | Num | 6 | ##### | 7 |
| AS0070 | ALE Ratio – Are ALE classes student/teacher ratio in compliance with rules and regulations (4.02.1.2 – 4.02.1.4) | ratio | Alpha | 1 | Y/N | 7 |
| AS0075 | ALE Program – According to law –(4.02.1.7) is the ALE program included in the district’s current year ACSIP plan as a separate activity? | prog | Alpha | 1 | Y/N | 7 |
| AS0080 | Non-Punitive Program - I understand and recognize that ALE is a supportive non-punitive program and not an in-school suspension. | pun | Alpha | 1 | Y/N | 7 |
| AS0085 | ALE Consortium – Is the ALE program a consortium partnership program? | con | Alpha | 1 | Y/N | 7 |
| AS0090 | Technical Support Visit – In the past three years has the ALE program been reviewed by the ALE technical support team? | visit | Alpha | 1 | Y/N | 7 |
| AS0100 | ALE Technical Support Specialist – If ALE technical support visit is “Yes” then provide the date of the visit. | date | Date | 8 | MMDD YYYY | 7 |
| AS0105 | ALE Funds – Total amount of ALE categorical restricted funds received for the current year. | funds | Dec | 10,2 | ##,###,###.## | 7 |

STATEWIDE INFORMATION SYSTEM 2014/2015

DATABASE SCHEMA

AL
aledays

| ID | Element | Name | Type | Size | Values | Cycles |
|--------|---|-------------|-------|------|------------|-------------|
| | Key | | | | | |
| AL0010 | Fiscal Year – <i>The fiscal year that this reporting represents: For the 2014/2015 reporting year fy must be = 25</i> | fy | Num | 2 | Table | 2,3,4,5,6,7 |
| AL0020 | Cycle – <i>The reporting cycle for which the data is submitted: 2 = October 15th 3 = November 15th 4 = December 15th 5 = February 15th 6 = April 15th 7 = June 15th</i> | cycle | Num | 2 | Table | 2,3,4,5,6,7 |
| AL0030 | LEA, School – <i>Local Education Agency, the unique seven-digit number assigned by the ADE to identify individual county, district, schools, cooperatives, and vocational institutions. The first two digits represent the county, the second two digits represent the district, and the last three digits represent the individual school, for example: 6001002 60 = Pulaski County 01 = Little Rock School District 002 = Hall High School</i> | lea | Alpha | 7 | Appendix C | 2,3,4,5,6,7 |
| AL0040 | SSN, Student – <i>The nine-digit Social Security number of the student. If a student's SSN cannot be obtained, then the ADE assigned number as required by Arkansas Code Ann. 6-18-208 should be used. This number should remain the same throughout the student's school career.</i> | ssn | Alpha | 9 | ##### | 2,3,4,5,6,7 |
| | General | | | | | |
| AL0045 | State Reporting ID – <i>The unique 10-digit Triand identifier generated for the student by the state.</i> | uniq_stu_id | Alpha | 10 | ##### | 2,3,4,5,6,7 |
| AL0050 | ALE Entry Date – <i>The date the student entered the ALE learning environment.</i> | entry_date | Date | 8 | MMDDYYYY | 2,3,4,5,6,7 |
| AL0055 | ALE Exit Date – <i>The date the student exited the ALE learning environment.</i> | exit_date | Date | 8 | MMDDYYYY | 2,3,4,5,6,7 |
| AL0060 | Consecutive Days Flag - <i>This flag indicates the student has been in the ALE learning environment for at least 20 consecutive days.</i> | consec_flag | Alpha | 1 | # | 2,3,4,5,6,7 |
| AL0065 | Number of Days in ALE – <i>The total number of days in the ALE curriculum for the cycle.</i> | ale_days | Dec | 5,2 | ###.## | 2,3,4,5,6,7 |
| AL0070 | Special Education Status – <i>Was the student active in the Special Education School Age program anytime during the ALE Entry Date and ALE Exit Date?</i> | Sped_status | Alpha | 1 | Y/N | 2,3,4,5,6,7 |

STATEWIDE INFORMATION SYSTEM 2014/2015

DATABASE SCHEMA

BU
bus

| ID | Element | Name | Type | Size | Values | Cycle |
|--------|---|------------------|-------|------|------------|---------|
| | Key | | | | | |
| BU0010 | Fiscal Year – The fiscal year that this reporting cycle represents: For the 2014/2015 reporting year fy must be = 25 | fy | Num | 2 | Table | 3,5,6,7 |
| BU0020 | Cycle – The reporting cycle for which the data is submitted: 3 = November 15 th 5 = February 15 th 6 = April 15 th 7 = June 15 th | cycle | Num | 2 | Table | 3,5,6,7 |
| BU0030 | LEA, District – Local Education Agency, the unique seven-digit number assigned by the ADE to identify individual county, district, schools, cooperatives, and vocational institutions. The first two digits represent the county, the second two digits represent the district, and the last three digits represent the individual school, for example: 6001000 60 = Pulaski County 01 = Little Rock School District 000 = N/A (zeroes for district) | lea | Alpha | 7 | Appendix B | 3,5,6,7 |
| BU0040 | Permit Number – The number assigned by the Department of Education when the vehicle is put in service. This number is visible on the rear and both sides of the bus. | permit_num | Alpha | 10 | | 3,5,6,7 |
| | Bus Inspection | | | | | |
| BU0050 | State Inspection – Indicates whether the bus passed or failed the standard Department of Education vehicle inspection. P = Passed F = Failed | state_inspect | Alpha | 1 | Table | 3,5,6,7 |
| BU0055 | District Inspection – Indicates whether the bus passed or failed the district vehicle inspection. P = Passed F = Failed | mid_year_inspect | Alpha | 1 | Table | 3,5,6,7 |
| BU0060 | Sticker Number – The number on the sticker issued by the Department of Education for the midyear bus . | sticker_num | Num | 4 | | 3,5,6,7 |
| | Bus Description | | | | | |
| BU0065 | Vin Number – The number on the sticker issued by the Department of Education for the state inspection. | vin_num | Alpha | 6 | | 3,5,6,7 |
| BU0090 | Body Make – The name of the company that made the school bus body: 01 = AmTran 07 = Thomas 02 = Ward 08 = Couchette 03 = Blue Bird 09 = Collins 04 = Wayne 10 = Other 05 = Carpenter 11 = International 06 = Superior | body_make | Num | 2 | Table | 3,5,6,7 |
| BU0100 | Body Model Year – The year in which the school bus body was manufactured. | body_year | Num | 4 | YYYY | 3,5,6,7 |
| BU0110 | Primary Usage – Use the following codes to describe the primary usage of the bus: 1 = Route 2 = Spare 3 = Activity | primary_use | Num | 1 | Table | 3,5,6,7 |
| BU0120 | Capacity Code – The manufacturers' rated capacity of the bus. 15 (or less) 35 53 71 89 16 41 59 77 23 47 65 83 | capacity | Num | 2 | Table | 3,5,6,7 |

STATEWIDE INFORMATION SYSTEM 2014/2015

DATABASE SCHEMA

BU
bus

| ID | Element | Name | Type | Size | Values | Cycle |
|--------|--|-----------------|-------|------|--------------|---------|
| BU0130 | Fuel Type – The type of fuel the bus is currently designed for as: G = Gasoline P = Propane D = Diesel C = CNG | fuel_type | Alpha | 1 | Table | 3,5,6,7 |
| BU0140 | Primarily for Handicapped – Indicates if the bus is used primarily to transport handicapped students. | prim_handicap | Alpha | 1 | Y/N | 3,5,6,7 |
| BU0150 | Wheelchair Lift – Indicates if the bus is equipped with a wheelchair lift or ramp. | wheelchair_lift | Alpha | 1 | Y/N | 3,5,6,7 |
| | Purchase Details | | | | | |
| BU0160 | Purchase Method – The method used to acquire the bus for service as one of these codes: N = Bought New U = Bought Used C = Lease Contract | purch_method | Alpha | 1 | Table | 3,5,6,7 |
| BU0170 | Purchase Amount – The total dollar amount paid for the chassis and body if bought as a unit or the annual contract amount for the bus. | purch_amt | Num | 6 | | 3,5,6,7 |
| BU0180 | Date, Purchase – The date on which the bus was purchased or leased. | purch_date | Date | 8 | MMDD YYYY | 3,5,6,7 |
| | Fiscal Year Information – The following information should reflect statistics for the current school year. | | | | | |
| BU0190 | Daily Route Mileage – The total distance the bus travels each day for the purpose of transporting students to and from school. Include both morning and afternoon trips to compute total mileage traveled in one day. | route_mileage | Num | 3 | | 3,5,6,7 |
| BU0200 | Bus Damage Amount – The dollar amount it took to fix damage caused by accident(s) involving this bus.(accumulated by fiscal year) | bus_damage_amt | Num | 7 | | 3,5,6,7 |
| BU0210 | Destroyed – Indicates that the bus was destroyed in an accident. | destroyed | Alpha | 1 | Y/N | 3,5,6,7 |
| BU0220 | Property Damage Amount – The dollar amount of damage to personal property caused by accident(s) involving this bus.(accumulated by fiscal year) | prop_damage_amt | Num | 7 | | 3,5,6,7 |
| BU0230 | Total Accidents – The number of bus related accidents for the particular bus. (accumulated by fiscal year) | accidents_fy | Num | 2 | | 3,5,6,7 |
| BU0240 | Student Fatalities – The number of students fatally injured in accident(s) involving this bus. (accumulated by fiscal year) | fatal_student | Num | 2 | | 3,5,6,7 |
| BU0250 | Driver Fatalities – The number of bus drivers fatally injured in accident(s) involving this bus. (accumulated by fiscal year) | fatal_driver | Num | 2 | | 3,5,6,7 |
| BU0260 | Teacher Fatalities – The number of schoolteachers fatally injured in accident(s) involving this bus. (accumulated by fiscal year) | fatal_teacher | Num | 2 | | 3,5,6,7 |
| BU0270 | Other Fatalities – The number of persons other than students, bus drivers, and teachers fatally injured in accident(s) involving this bus (accumulated by fiscal year). | fatal_other | Num | 2 | | 3,5,6,7 |
| BU0280 | Student Injuries – The number of students injured by accident(s) involving this bus. (accumulated by fiscal year) | injury_student | Num | 2 | | 3,5,6,7 |
| BU0290 | Driver Injuries – The number of bus drivers injured by accident(s) involving this bus. (accumulated by fiscal year) | injury_driver | Num | 2 | | 3,5,6,7 |
| BU0300 | Teacher Injuries – The number of school teachers injured by accident(s) involving this bus. (accumulated by fiscal year) | injury_teacher | Num | 2 | | 3,5,6,7 |
| BU0310 | Other Injuries – The number of persons other than students, bus drivers, and teachers injured by accident(s) involving this bus. (accumulated by fiscal year) | injury_other | Num | 2 | | 3,5,6,7 |
| BU0320 | Out-of-Service Date – The date the bus is no longer used for the transportation of students. | outserv_date | Date | 8 | MMDD YYYY | 3,5,6,7 |

STATEWIDE INFORMATION SYSTEM 2014/2015

DATABASE SCHEMA

TP
supptransp

| ID | Element | Name | Type | Size | Values | Cycle |
|--------|---|-------------|-------|------|------------|-------|
| | Key | | | | | |
| TP0010 | Fiscal Year – The fiscal year that this reporting cycle represents: <i>For the 2014/2015 reporting year fy must be= 25</i> | fy | Num | 2 | Table | 6 |
| TP0020 | Cycle – <i>The reporting cycle for which the data is submitted:</i> 6 = April 15th | cycle | Num | 2 | Table | 6 |
| TP0030 | LEA, District – <i>Local Education Agency, the unique seven-digit number assigned by the ADE to identify individual districts and schools. The first two digits represent the county, the second two-digits represent the district, and the last three digits represent the individual school, for example:</i> 6001000 60 = Pulaski County 01 = Little Rock School District 000 = N/A (zeroes for district) | lea | Alpha | 7 | Appendix B | 6 |
| TP0040 | Receiving Center/City | rec_center | Alpha | 30 | | 6 |
| TP0050 | Type Transportation Provided: 01 = School Bus 02 = Car 03 = Other | type_transp | Num | 2 | Table | 6 |
| | General Information – <i>List all special education and handicapped students you are transporting to approved centers. This includes the Arkansas School for the Blind and/or the Arkansas School for the Deaf in Little Rock.</i> | | | | | |
| TP0060 | Students Transported | stud_transp | Num | 2 | | 6 |
| TP0070 | Distance One-Way | dist_1_way | Num | 3 | | 6 |

STATEWIDE INFORMATION SYSTEM 2014/2015

DATABASE SCHEMA

TS

transperson

| ID | Element | Name | Type | Size | Values | Cycle |
|--------|---|---------------|-------|------|-------------|-------|
| | Key | | | | | |
| TS0010 | Fiscal Year – The fiscal year that this reporting cycle represents: For the 2014/2015 reporting year fy must be= 25 | fy | Num | 2 | Table | 3 |
| TS0020 | Cycle – The reporting cycle for which the data is submitted: 3 = November 15th | cycle | Num | 2 | Table | 3 |
| TS0030 | LEA, District – Local Education Agency, the unique seven-digit number assigned by the ADE to identify individual county, district, schools, cooperatives, and vocational institutions. The first two digits represent the county, the second two digits represent the district, and the last three digits represent the individual school, for example: 6001000 60 = Pulaski County 01 = Little Rock School District 000 = N/A (zeroes for district) | lea | Alpha | 7 | Appendix B | 3 |
| TS0035 | SSN, Staff – The nine-digit Social Security number of the staff member being identified. | ssn | Alpha | 9 | ##### | 3 |
| | Driver Information | | | | | |
| TS0038 | State Reporting ID, Staff – The unique 10-digit Triand identifier generated for the teacher by the state. | uniq_emp_id | Alpha | 10 | ##### ## | 3 |
| TS0040 | First Name – The driver's first name. | driver_fname | Alpha | 20 | | 3 |
| TS0050 | Middle Name – The driver's middle name | driver_mname | Alpha | 15 | | 3 |
| TS0060 | Last Name – The driver's last name | driver_lname | Alpha | 25 | | 3 |
| TS0070 | CDL Number – Commercial Drivers License Number issued by the Arkansas State Police. | cdl_num | Alpha | 9 | | 3 |
| TS0075 | CDL Endorsements – Does the driver have a “P” and “S” endorsement on their CDL license? | cdl_endr | Alpha | 1 | | 3 |
| TS0080 | Physical – Indicate date of most recent physical examination given by a licensed physician as required upon acceptance of employment and every two years thereafter. | physical_date | Date | 8 | MMDDYYYY | 3 |
| TS0090 | Driver Record – Indicate if driving record has been verified with the office of Drivers Services as required by Arkansas Code Ann. 6-19-107 This code requires both pre-employment and semi-annual varifications. | driv_rec | Alpha | 1 | Y/N | 3 |
| TS0100 | Criminal Background Check – Indicate if criminal background check on a driver as required by Act 1314 of 1997. | crim_back | Alpha | 1 | Y/N | 3 |
| TS0104 | Central Registry Check – Indicates if central registry checks have been completed on each driver after 07-01-2009 as required by law. | cent_reg_chk | Alpha | 1 | Y/N | 3 |
| TS0107 | TB Skin Test – Indicate if TB skin test was documented for each driver. | tb_test | Alpha | 1 | Y/N | 3 |
| TS0110 | Pre-Employment Drug/Alcohol Test – Indicate if pre-employment drug/alcohol test stated by the Omnibus Transportation Employee Testing Act. | drug_test | Alpha | 1 | Y/N | 3 |
| TS0120 | In-Service Training Date – Indicate the date driver attended bus training as required by ADE. | inserv_train | Date | 8 | MMDDYYYY | 3 |

STATEWIDE INFORMATION SYSTEM 2014/2015

DATABASE SCHEMA

CA
calendar
Cycle

| ID | Element | Name | Type | Size | Values | Cycle |
|--------|---|----------|-------|------|------------|-------|
| | Key | | | | | |
| CA0010 | Fiscal Year – <i>The fiscal year that this reporting represents: For the 2014/2015 reporting year fy must be= 25</i> | Fy | Num | 2 | Table | 1-7 |
| CA0020 | Cycle - <i>The reporting cycle for which the data is submitted: 1 =September 30th</i> | Cycle | Num | 2 | Table | 1-7 |
| CA0030 | LEA, School – <i>Local Education Agency, the unique seven-digit number assigned by the ADE to identify individual county, district, schools, cooperatives, and vocational institutions. The first two digits represent the county, the second two digits represent the district, and the last three digits represent the individual school, for example: 6001002 60 = Pulaski County 01 = Little Rock School District 002 = Hall High School</i> | Lea | Alpha | 7 | Appendix C | 1-7 |
| | Calendar – <i>The building calendar for the current school year that includes all dates, quarter and semester designations.</i> | | | | | |
| CA0040 | Calendar Date – <i>The date from the school calendar.</i> | cal_date | Date | 8 | MMDDYYYY | 1-7 |
| CA0050 | Membership Day – <i>Indicates if the calendar date is included in membership.</i> | mem_day | Alpha | 1 | Y/N | 1-7 |
| CA0055 | Calendar Number – <i>Indicate the calendar day number for the calendar date.</i> | cal_no | Num | 3 | ### | 1-7 |
| CA0060 | Membership Number – <i>Indicate the membership day number for the calendar date.</i> | mem_no | Num | 3 | ### | 1-7 |
| CA0065 | Quarter – <i>Indicates the quarter in which the calendar day is located.</i> | quarter | Num | 2 | ## | 1-7 |
| CA0070 | Semester – <i>Indicates the semester, which the calendar day is located.</i> | Sem | Num | 1 | # | 1-7 |
| CA0060 | Day Type – <i>Indicates the reason a calendar date is not included in membership.</i> | day_typ | Alpha | 3 | ### | 1-7 |

STATEWIDE INFORMATION SYSTEM 2014/2015

DATABASE SCHEMA

| ID | Element | Name | Type | Size | Values | CL class Cycle |
|--------|---|---------------|-------|------|---------------|----------------------|
| | Key | | | | | |
| CL0010 | Fiscal Year – <i>The fiscal year that this reporting cycle represents: For the 2014/2015 reporting year fy must be = 25</i> | Fy | Num | 2 | Table | 2,6,7 |
| CL0020 | Cycle – <i>The reporting cycle for which the data is submitted: 2 = October 15th 6 = April 15th 7 = June 15th* (*ALE Courses Only)</i> | Cycle | Num | 2 | Table | 2,6,7 |
| CL0030 | LEA, School – <i>Local Education Agency, the unique seven-digit number assigned by the ADE to identify individual county, district, schools, cooperatives, and vocational institutions. The first two digits represent the county, the second two digits represent the district, and the last three digits represent the individual school, for example: 6001002 60 = Pulaski County 01 = Little Rock School District 002 = Hall High School</i> | Lea | Alpha | 7 | Appendix C | 2,6,7 |
| CL0040 | Course Number – <i>The ADE assigned number designated to a course for identification purposes.</i> | course_num | Alpha | 6 | Appendix I | 2,6,7 |
| CL0050 | Course Section – <i>The district assigned number given to a unique class of a particular course.</i> | section_num | Alpha | 10 | | 2,6,7 |
| | General | | | | | |
| CL0052 | Course Description – <i>The name given to the course from the Master Schedule.</i> | course_desc | Alpha | 30 | | 2,6,7 |
| CL0053 | Course Credit – <i>The credit given to the course from the Master Schedule</i> | course_credit | Dec | 6 | ###.## | 2,6,7 |
| CL0055 | Digital Learning – <i>If a class is conducted primarily through the utilization of digital learning technology, indicate the type of technology used from the following codes: CV = Compressed/ Interactive Video WB = Web Based NA = Not Applicable</i> | digital_learn | Alpha | 2 | Table | 2,6,7 |
| CL0056 | Special Education – <i>This course is taught in a special education environment.</i> | spec_edu | Alpha | 1 | Y/N | 2,6,7 |
| CL0057 | College Credit – <i>Credit or hours, which can be applied toward an institution of higher education's graduation or degree requirements.</i> | coll_credit | Alpha | 1 | Y/N | 2,6,7 |

STATEWIDE INFORMATION SYSTEM 2014/2015

DATABASE SCHEMA

| ID | Element | Name | Type | Size | Values | CL class Cycle |
|--------|--|-------------|-------|------|--------|----------------------|
| CL0059 | Institution – Any of the graduate schools or divisions of a university offering courses and granting degrees in a specific field. | course_inst | Alpha | 6 | Table | 2,6,7 |
| | Universities | | | | | |
| | 001090 Arkansas State University | | | | | |
| | 001089 Arkansas Tech University | | | | | |
| | 001098 Henderson State University | | | | | |
| | 001107 Southern Arkansas University | | | | | |
| | 001108 University of Arkansas, Fayetteville | | | | | |
| | 001101 University of Arkansas at Little Rock | | | | | |
| | 001109 University of Arkansas for Medical Sciences | | | | | |
| | 001110 University of Arkansas at Fort Smith | | | | | |
| | 001085 University of Arkansas at Monticello | | | | | |
| | 001086 University of Arkansas at Pine Bluff | | | | | |
| | 001092 University of Central Arkansas | | | | | |
| | Two-Year Colleges | | | | | |
| | 001091 Arkansas State University-Beebe Campus | | | | | |
| | 011949 Arkansas State University-Newport Campus | | | | | |
| | 901090 Arkansas State University-Mountain Home Campus | | | | | |
| | 020522 Black River Technical College | | | | | |
| | 022209 Cossatot Technical College | | | | | |
| | 012260 East Arkansas Community College | | | | | |
| | 012105 National Park Community College | | | | | |
| | 023482 Mid-South Community College | | | | | |
| | 012860 Arkansas Northeastern College | | | | | |
| | 012261 North Arkansas College | | | | | |
| | 030633 Northwest Arkansas Community College | | | | | |
| | 009976 Ouachita Technical College | | | | | |
| | 020870 Ozarka College | | | | | |
| | 001104 Phillips Community College of UA | | | | | |
| | 020753 Pulaski Technical College | | | | | |
| | 021111 Rich Mountain Community College | | | | | |
| | 020746 South Arkansas Community College | | | | | |
| | 005707 Southeast Arkansas College | | | | | |
| | 007738 Southern Arkansas University Tech Station | | | | | |
| | 020735 University of Arkansas Community College at Batesville | | | | | |
| | 005732 University of Arkansas Community College-Hope | | | | | |
| | 005245 University of Arkansas Community College at Morrilton | | | | | |
| | Private Colleges | | | | | |
| | 001087 Arkansas Baptist College | | | | | |
| | 001093 Central Baptist College | | | | | |
| | 001095 Crowley's Ridge College | | | | | |
| | 001099 Hendrix College | | | | | |
| | 001097 Harding University | | | | | |
| | 001100 John Brown University | | | | | |
| | 001088 Lyon College | | | | | |
| | 001102 Ouachita Baptist University | | | | | |
| | 001103 Philander Smith College | | | | | |
| | 001094 University of the Ozarks | | | | | |
| | 001106 Williams Baptist College | | | | | |
| | 888888 Other Arkansas Institutions | | | | | |
| | 999999 Out-of-State Institutions | | | | | |

STATEWIDE INFORMATION SYSTEM 2014/2015

DATABASE SCHEMA

| ID | Element | Name | Type | Size | Values | CL class Cycle |
|-----------|--|------------------|-------------|-------------|---------------|-------------------------------|
| CL0060 | SSN, Staff – <i>The nine-digit Social Security number of the staff member that teaches the class.</i> | Ssn | Alpha | 9 | ##### | 2,6,7 |
| CL0065 | State Reporting ID, Staff – <i>The unique 10-digit Triand identifier generated for the teacher the state.</i> | uniq_emp_id | Alpha | 10 | | 2,6,7 |
| CL0070 | Highly Qualified – <i>Indicates if the teacher of the course-section meets the Highly Qualified Teacher requirements of NCLB.</i> 1 = Yes, Passed the appropriate Praxis Content Test or licensure content test in another state (in the subject area related to this course). 2 = Yes, HOUSSE* with at least 100 points in the subject area related to this course. 3 = Yes, a middle school or secondary teacher with a major, or coursework equivalent to a major (24 credit hours), or a graduate degree, or National Board Certification in the subject area related to this course. 4 = Yes, Multi-Subject HOUSSE* with at least 100 total points and a minimum of at least 50 points in each of the content areas related to this assignment. (Teachers in Alternative Learning Environments, Juvenile Detention/Residential Centers, or Special Education, who teach two or more subjects and seek Highly Qualified Teacher status as a Multi-Subject HQT may only use this selection.) 5 = No 6 = Not applicable for this course * High, Objective, Uniform State Standard of Evaluation (HOUSSE) | Hqt | Alpha | 1 | Table | 2,6,7 |
| CL0075 | Alternative Environment – <i>Indicates the course is taught in an Alternative Learning Environment (ALE) and is held in an ADE approved ALE program..</i> | alt_envir | Alpha | 1 | Y/N | 2,6,7 |
| CL0080 | Course Minutes – <i>Indicates the number of minutes a course meets.</i> | crs_minutes | Num | 3 | | 2,6,7 |
| CL0090 | Kindergarten Overage Flag – <i>A flag indicating a kindergarten class has more students than the standards allow but are acceptable because there is a teacher aide assigned to the class.</i> | k_ovation | Alpha | 1 | Y/N | 2,6,7 |
| CL0100 | LEA, Out of District – <i>If the class is provided out of district, enter the seven-digit LEA or assigned number of the district, vocational school, or special out of district instructional institution where the out of district class is being taught.</i> | out_district_lea | Alpha | 7 | Appendix E | 2,6,7 |
| CL0120 | Marking Period (Active/Inactive) – <i>Any job code active during the October 1 marking period will be flagged with an A for active. Job codes not active for the October 1 marking period will have an "I" for inactive. For the February 15th submission cycle, job codes active during this marking period will be flagged with an "A" for active and job codes not active will have an "I" for inactive.</i> | marking_prd | Alpha | 1 | A/I | 2,6,7 |

STATEWIDE INFORMATION SYSTEM 2014/2015

DATABASE SCHEMA

| ID | Element | Name | Type | Size | Values | CL class Cycle |
|--------|--|--------------|-------|------|--------|----------------|
| CL0125 | <p>Digital Learning Providers (DLP) – <i>If a course is conducted primarily through the utilization of digital learning technology, indicate the organization providing the instruction.</i></p> <p>AL = Apex Learning, Inc. CE = Arkansas Department of Career Education AN = Arkansas Northeastern College RC = Arkansas Public School Resource Center MS = Arkansas School for Mathematics, Sciences & the Arts AS = Arkansas State University IS = BYU Independent Study CB = Crystal Bridges Muneum of Art EG = Edgenuity, Inc. EM = Edmentum, Inc. FV = Florida Virtual School Global GA = Greenways Academy VS = K12 Virtual Schools, LLC (Fuel Education/Aventa/Middlebury) NC = North Arkansas College AC = Northwest Arkansas Community College AE = Northwest Arkansas Education Service Cooperative OA = Odysseyware Academy (formerly Bridgewater) PC = PCCUA – Phillips County College TC = Southern Arkansas University Technical College SC = Southeast Arkansas Community College SE = Southeast Arkansas Community Based Education Ctr. FS = University of Arkansas at Fort Smith VR = Virtual Arkansas OT = Other NA = Not Applicable</p> | digital_prov | Alpha | 4 | Table | 2,6,7 |
| CL0130 | <p>Type of Digital Learning Providers – The type of digital learning provider organization supplying the instruction.</p> <p>CN = Content only FL = Full service HG = Homegrown NO = No</p> | digital_type | Alpha | 2 | Table | 2,6,7 |

STATEWIDE INFORMATION SYSTEM 2014/2015

DATABASE SCHEMA

CO
contactPerson

| ID | Element | Name | Type | Size | Values | Cycle |
|--------|---|--------------|-------|------|-------------|-------|
| | Key | | | | | |
| CO0010 | Fiscal Year – <i>The fiscal year that this reporting represents: For the 2014/2015 reporting year fy must be = 25</i> | Fy | Num | 2 | Table | 1-9 |
| CO0020 | Cycle - <i>The reporting cycle for which the data is submitted: 1 =September 30th 2 = October 15th 3 = November 15th 4 = December 15th 5 = February 15th 6 = April 15th 7 = June 15th 8 = July 31st 9 = August 31st</i> | Cycle | Num | 2 | Table | 1-9 |
| CO0030 | LEA, District – <i>Local Education Agency, the unique seven-digit number assigned by the ADE to identify individual county, district, schools, cooperatives, and vocational institutions. The first two digits represent the county, the second two digits represent the district, and the last three digits represent the individual school, for example: 6001000 60 = Pulaski County 01 = Little Rock School District 000 = N/A (zeroes for district)</i> | lea | Alpha | 7 | Appendix B | 1-9 |
| CO0040 | Coordinator Code: 1= Federal Program Coordinator 5 = Equity –Disability Coordinator A = ALE Contact Person B = Bus Inspector C = Test Coordinator D = Safe and Drug-Free Schools (SDFS) Coordinator E = Treasurer F = FMS Coordinator for Cycles 1, 8, 9 G = General Business Manager (Act 1591 of 2007) H = Liaison for Homeless I = Equity – Race L = Foster Care Liaison Coordinator M = Equity - Gender N = Equity – National Origin P = Principal or School Administrator Q = Compliance S = SMS Coordinator for Cycles 2 thru 7 T = Technology Coordinator U = Superintendent | coord_code | Alpha | 1 | | 1-9 |
| | General | | | | | |
| CO0050 | SSN, Staff – <i>The nine-digit Social Security number of the staff member being identified.</i> | Ssn | Alpha | 9 | ##### | 1-9 |
| CO0060 | State Reporting ID, Staff – <i>The unique 10-digit Triand identifier generated for the teacher by the state.</i> | uniq_emp_id | Alpha | 10 | ##### ## | 1-9 |
| CO0065 | Coordinator’s Position Title – <i>The position and/or title of the person responsible for submission of the Annual Equity Compliance Report.</i> | Coord_pos | Alpha | 30 | | 1-9 |
| CO0070 | Coordinator Prefix – <i>The formal salutatory name prefix including period if applicable. (Dr.)</i> | admin_prefix | Alpha | 4 | | 1-9 |

STATEWIDE INFORMATION SYSTEM 2014/2015

DATABASE SCHEMA

CO
contactPerson

| ID | Element | Name | Type | Size | Values | Cycle |
|--------|---|---------------|-------|------|--------|-------|
| CO0075 | First Name | Fname | Alpha | 20 | | 1-9 |
| CO0080 | Middle Name – | Mname | Alpha | 15 | | 1-9 |
| CO0085 | Last Name – | Lname | Alpha | 25 | | 1-9 |
| CO0090 | Coordinator Suffix – The formal name extension period if applicable. (Jr., III) | admin_suffix | Alpha | 3 | | 1-9 |
| CO0100 | Address | Addr | Alpha | 30 | | 1-9 |
| CO0105 | City | City | Alpha | 20 | | 1-9 |
| CO0110 | State | State | Alpha | 2 | AR | 1-9 |
| CO0115 | Zip | Zip | Num | 5 | | 1-9 |
| CO0120 | Zip-4 | zip4 | Num | 4 | | 1-9 |
| CO0130 | General Business Manager's Job Qualifications: C = Meets CASBO requirements E = Enrolled in CASBO Courses X = Exempt from Requirements – Hired prior to July 31, 2007 | job_qual | Alpha | 1 | | 1-9 |
| | Work Phone Number – The office phone number of the Coordinator. | | | | | |
| CO0140 | Area Code (501/870/479) | work_area | Alpha | 3 | | 1-9 |
| CO0145 | Prefix | work_prefix | Alpha | 3 | | 1-9 |
| CO0150 | Suffix | work_suffix | Alpha | 4 | | 1-9 |
| CO0155 | Extension | work_ext | Alpha | 5 | | 1-9 |
| | Fax Phone Number – The Office fax number of the Coordinator. | | | | | |
| CO0165 | Area Code (501/870/479) | fax_area | Alpha | 3 | | 1-9 |
| CO0170 | Prefix | fax_prefix | Alpha | 3 | | 1-9 |
| CO0175 | Suffix | fax_suffix | Alpha | 4 | | 1-9 |
| | Mobile/Cell Phone Number – The mobile or cell phone number of the Coordinator. | | | | | |
| CO0185 | Area Code (501/870/479) | mobile_area | Alpha | 3 | | 1-9 |
| CO0190 | Prefix | mobile_prefix | Alpha | 3 | | 1-9 |
| CO0195 | Suffix | mobile_suffix | Alpha | 4 | | 1-9 |
| | Pager Number – The pager number of the Coordinator. | | | | | |
| CO0205 | Area Code (501/870/479) | pager_area | Alpha | 3 | | 1-9 |
| CO0210 | Prefix | pager_prefix | Alpha | 3 | | 1-9 |
| CO0215 | Suffix | pager_suffix | Alpha | 4 | | 1-9 |
| | Home Phone Number – The home phone number of the Coordinator. | | | | | |
| CO0225 | Area Code (501/870/479) | home_area | Alpha | 3 | | 1-9 |
| CO0230 | Prefix | home_prefix | Alpha | 3 | | 1-9 |
| CO0235 | Suffix | home_suffix | Num | 4 | | 1-9 |
| | E-Mail Address for Correspondence | | | | | |
| CO0245 | E-Mail Address of the Coordinator – E-mail address used to communicate with APSCN. | coor_email | Alpha | 40 | | 1-9 |

STATEWIDE INFORMATION SYSTEM 2014/2015

DATABASE SCHEMA

DS
discipln

| ID | Element | Name | Type | Size | Values | Cycle |
|--------|---|--------------|-------|------|--------------|-------|
| | Key | | | | | |
| DS0010 | Fiscal Year – The fiscal year that this reporting cycle represents: For the 2014/2015 reporting year fy must be = 25 | Fy | Num | 2 | Table | 7 |
| DS0020 | Cycle – The reporting cycle for which the data is submitted: 7 = June 15 th | cycle | Num | 2 | Table | 7 |
| DS0030 | LEA, School – Local Education Agency, the unique seven-digit number assigned by the ADE to identify individual county, district, schools, cooperatives, and vocational institutions. The first two digits represent the county, the second two digits represent the district, and the last three digits represent the individual school, for example: 6001002 60 = Pulaski County 01 = Little Rock School District 002 = Hall High School | lea | Alpha | 7 | Appendix C | 7 |
| DS0040 | SSN, Student – The nine-digit Social Security number of the student. If a student’s SSN cannot be obtained, then the ADE assigned number as required by Arkansas Code Ann. 6-18-208 should be used. | ssn | Alpha | 9 | ##### | 7 |
| DS0045 | State Reporting ID – The unique 10-digit Triand identifier generated for the student by the state. | uniq_stu_id | Alpha | 20 | ##### | 7 |
| DS0050 | Date, Discipline – The date upon which the disciplinary offense occurred. | discip_date | Date | 8 | MMDD YYYY | 7 |
| DS0060 | Infraction – The code that best describes the violation or infraction: 01 = Drugs 08 = Handgun 15 = Disorderly Conduct 02 = Alcohol 09 = Rifle 16 = Explosives 03 = Tobacco 10 = Shotgun 17 = Other 04 = Truancy 11 = Club 18 = Bullying 05 = Student Assault 12 = Gangs 19 = Fighting 06 = Staff Assault 13 = Vandalism 07 = Knife 14 = Insubordination | infraction | Num | 2 | Table | 7 |
| | General | | | | | |
| DS0070 | Action Taken – The punitive action taken by the school authority or court authority to reprimand the student after an offense is committed as: 01 = In-School Suspension 09 = Expelled for Drugs (Does not include alcohol or tobacco) 02 = Out-of-School Suspension (Not to exceed 10 days) (the incident did not result in physical injury) 10 = Expelled for dangerousness (the incident did not result in physical injury) 03 = Expelled 11 = Expelled for dangerousness (the incident resulted in physical injury) 04 = Expelled for Weapons (as defined by Federal, State and Student Discipline Policy) 12 = Out of School Suspension (incident resulted in physical injury) 05 = Corporal Punishment 13 = Alternative Learning Environment (less than year) 06 = Other 07 = No Action 08 = Alternative Learning Environment (full year) | action_taken | Num | 2 | Table | 7 |
| DS0071 | Incident ID Number – The number assigned to the infraction. | incident_id | Num | 10 | | 7 |
| DS0072 | Suspension Days – The number of days the student is out of class for any infraction that resulted in the action taken to include either in-school suspension, out-of-school suspension or expulsion. | oss_days | Dec | 6 | ###.## | 7 |

STATEWIDE INFORMATION SYSTEM 2014/2015

DATABASE SCHEMA

DS
discipln

| ID | Element | Name | Type | Size | Values | Cycle |
|--------|---|-------------|-------|------|--------|-------|
| DS0080 | Shortened Expulsion – Was the expulsion (action-taken =03/04) reported for infractions 08,09,10 or 16 shortened to a term of less than one year by the chief administering officer under the case-by case modification provisions of Section 14601 (b) of the Gun Free School Act? | short_expul | Alpha | 1 | Y/N | 7 |
| DS0081 | Educational Services provided during Expulsion – Did the student received educational services while expelled? Action codes: 03, 04, 09, 10, or 11. This is not a shortened expulsion. | exp_ser | Alpha | 1 | Y/N | 7 |
| DS0090 | Alternative Placement – Was the expulsion (action-taken =03/04) reported referred to an alternative school or program? | alt_place | Alpha | 1 | Y/N | 7 |
| DS0100 | Student Status – Enter the appropriate code designating student status at the time of this infraction. RG = Regular Student SP = Special Education Student | stud_stat | Alpha | 2 | Table | 7 |

STATEWIDE INFORMATION SYSTEM 2014/2015

| ID | Element | Name | Type | Size | Values | DI district Cycle |
|--------|--|--------------|-------|------|-----------------|-------------------------|
| | Key | | | | | |
| DI0010 | Fiscal Year – <i>The fiscal year that this reporting represents: For the 2014/2015 reporting year fy must be = 25</i> | fy | Num | 2 | Table | 1-9 |
| DI0020 | Cycle - <i>The reporting cycle for which the data is submitted: 1 =September 30th 2 = October 15th 3 = November 15th 4 = December 15th 5 = February 15th 6 = April 15th 7 = June 15th 8 = July 31st 9 = August 31st</i> | cycle | Num | 2 | Table | 1-9 |
| DI0030 | LEA, District/Coop – <i>Local Education Agency, the unique seven-digit number assigned by the ADE to identify individual county, district, and cooperative. The first two digits represent the county, the second two digits represent the district, and the last three digits represent the individual school, for example: 6001000 60 = Pulaski County 01 = Little Rock School District 000 = N/A (zeroes for district)</i> | lea | Alpha | 7 | Appendix B,D | 1-9 |
| | General | | | | | |
| DI0078 | District Website Address – <i>The URL for the district’s website.</i> | website_addr | Alpha | 40 | | 1-9 |
| | Address, Mailing – <i>The street name and building number or PO Box where mail is received.</i> | | | | | |
| DI0080 | Address | mail_addr | Alpha | 30 | | 1-9 |
| DI0090 | City | mail_city | Alpha | 20 | | 1-9 |
| DI0100 | State | mail_state | Alpha | 2 | AR | 1-9 |
| DI0110 | Zip | mail_zip | Num | 5 | | 1-9 |
| DI0120 | Zip-4 | mail_zip4 | Num | 4 | | 1-9 |
| | Address, Shipping – <i>The street name and building number where packages of freight are received.</i> | | | | | |
| DI0130 | Address | ship_addr | Alpha | 30 | | 1-9 |
| DI0140 | City | ship_city | Alpha | 20 | | 1-9 |
| DI0150 | State | ship_state | Alpha | 2 | AR | 1-9 |
| DI0160 | Zip | ship_zip | Alpha | 5 | | 1-9 |
| DI0170 | Zip-4 | ship_zip4 | Alpha | 4 | | 1-9 |
| | Phone Number, Office – <i>The phone number at the district or coop including the area code, prefix, suffix, and extension.</i> | | | | | |
| DI0180 | Area Code (501/870/479) | phone_area | Alpha | 3 | | 1-9 |
| DI0190 | Prefix | phone_prefix | Alpha | 3 | | 1-9 |
| DI0200 | Suffix | phone_suffix | Alpha | 4 | | 1-9 |
| DI0210 | Extension | phone_ext | Alpha | 5 | | 1-9 |
| | Phone Number, FAX – <i>The FAX number at the district or coop where incoming correspondence will be received.</i> | | | | | |
| DI0220 | Area Code (501/870/479) | fax_area | Alpha | 3 | | 1-9 |
| DI0230 | Prefix | fax_prefix | Alpha | 3 | | 1-9 |
| DI0240 | Suffix | fax_suffix | Alpha | 4 | | 1-9 |
| DI0250 | Extension | fax_ext | Alpha | 5 | | 1-9 |
| DI0360 | SMS Security – <i>A security requirement that will be established when the district’s state reporting coordinator is registered with the ADE. This password, along with edits against the e-mail address, will restrict the capability of submitting state reporting cycles from non-authorized persons.</i> | password | Alpha | 8 | | 1-9 |

STATEWIDE INFORMATION SYSTEM 2014/2015

| ID | Element | Name | Type | Size | Values | DI district Cycle |
|--------|--|--------------------|-------|------|------------|-------------------|
| DI0367 | FMS Security – A security requirement that will be established when the district's SIS cycle 1 annual financial report coordinator is registered with the ADE. This password, along with edits against the e-mail address, will restrict the capability of submitting state reporting cycles from non-authorized persons. | afr_password | Alpha | 8 | | 1-9 |
| DI0439 | LEA, Assigned Cooperative – The seven-digit LEA of the educational cooperative to which the district is assigned. | coop_lea | Alpha | 7 | Appendix D | 1-9 |
| DI0440 | School Board Count - The total number of local board members for a district. | schbd_count | Num | 2 | | 1 |
| DI0460 | School Choice – Indicates whether the district participates in the school choice program. | school_choice | Alpha | 1 | Y/N | 1,2 |
| DI0470 | Transfer Agreement – Indicates whether the district participates in transfer agreements with other districts. | transfer_agreement | Alpha | 1 | Y/N | 1,3,4,5,7 |
| DI0480 | Bus Safety – Indicates if district complies with State Board of Education Regulations stating that all pupils transported in a school bus shall be instructed in safe riding practices and shall participate in emergency evacuation procedures at least twice each school year. | bus_safety | Alpha | 1 | Y/N | 3,6 |
| DI0481 | School Bus Safety Plan – Indicate if district has developed a School Bus Safety Plan as required by Arkansas Code Ann. 06-19-110. | plan_safety | Alpha | 1 | Y/N | 3,6 |
| DI0482 | Extra Curricular Total Athletic Mileage – Total miles driven by all school vehicles for extracurricular-athletics. | miles_ath | Num | 7 | ##### | 9 |
| DI0483 | Extra Curricular Total Non-Athletic Mileage – Total miles driven by all school vehicles for extracurricular non-athletics. | miles_non_ath | Num | 7 | ##### | 9 |
| DI0484 | Random Drug Test – Indicate if ALL drivers, both regular and subs, are included in random drug tests. | randm_drug_test | Alpha | 1 | Y/N | 3 |
| DI0485 | Insurance Carrier – Indicate the insurance company who issued the policy on buses (transportation). 1=School Self-Insurance 2=School Board Association 3=Other | insur_com | Num | 1 | Table | 3 |
| DI0486 | Employee Health Insurance – Amount of monthly health insurance premium per employee paid by district. | insur-prem | Dec | 5,2 | ###.## | 1,9 |
| DI0488 | Square Miles Per District – The number of square miles within the boundaries of the school district, to the nearest full square mile. This data is critical for the annual end-of-year statical report. | di_squ_miles | Num | 4 | ##### | 1 |
| | Millage – Millage rate as passed in the current calendar year, or as ordered by the Quorum Court. In case of a failed millage election the millage rate to be entered in the system is the prior calendar year rate (not necessarily the rate approved in the prior calendar year as the millage election may have failed in the prior year, also. | | | | | |
| DI0490 | Millage – Total millage rate for the district. One mill equals one-tenth of one percent (.001). | millage_1 | Dec | 6 | ###.## | 3 |
| DI0500 | Millage, M&O – Millage voted on by the electors of a school district for maintenance and operation purposes. | millage_mo_1 | Dec | 6 | ###.## | 3 |
| DI0510 | Millage, Dedicated Maintenance & Operation – Mills approved by a majority of the qualified voters in the school election not to exceed 3 mills of current expenses and maintenance and operation. Millages previously levied as a capital outlay tax or a current expenditure tax shall be considered dedicated maintenance and operation millages. | millage_currexp_1 | Dec | 6 | ###.## | 3 |
| DI0520 | Millage, Debt Service – Mills voted by the electors of a school district to be pledged as security for the retirement of bonded indebtedness. | millage_debtsrv_1 | Dec | 6 | ###.## | 3 |
| DI0522 | Millage Results, For – The number of votes cast for the proposed millage. | millage_for_1 | Num | 8 | | 3 |
| DI0524 | Millage Results, Against – The number of votes cast against the proposed millage. | millage_against_1 | Num | 8 | | 3 |

STATEWIDE INFORMATION SYSTEM 2014/2015

| ID | Element | Name | Type | Size | Values | DI district Cycle |
|--------|--|--------------------|-------|------|--------|-------------------|
| | Millage 2 – Millage 2 is for consolidated or annexed districts and are separate from the millage of the host district. Since millage rates are calendar year rates rather than fiscal year rates this section will only be completed in case of a failed millage election and the millage rate to be entered in the system is the prior calendar year. | | | | | |
| DI0525 | Millage 2 – Total millage rate for the district. One mill equals one-tenth of one percent (.001). | millage_2 | Dec | 6 | ###.## | 3 |
| DI0526 | Millage 2, M&O – Millage voted on by the electors of a school district for maintenance and operation purposes. | millage_mo_2 | Dec | 6 | ###.## | 3 |
| DI0527 | Millage 2, Dedicated Maintenance & Operation – Mills approved by a majority of the qualified voters in the school election not to exceed 3 mills of current expenses and maintenance and operation. Millages previously levied as a capital outlay tax or a current expenditure tax shall be considered dedicated maintenance and operation millages. | millage_currexp_2 | Dec | 6 | ###.## | 3 |
| DI0528 | Millage 2, Debt Service – Mills voted by the electors of a school district to be pledged as security for the retirement of bonded indebtedness | millage_debtserv_2 | Dec | 6 | ###.## | 3 |
| DI0529 | Millage 2 Results, For – The number of votes cast for the proposed millage. | millage_for_2 | Num | 8 | | 3 |
| DI0530 | Millage 2 Results, Against – The number of votes cast against the proposed millage. | millage_against_2 | Num | 8 | | 3 |
| | Millage 3 – Millage 3 rate for the districts that have combined more than two districts. Since millage rates are calendar year rates rather than fiscal year rates this section will only be completed in case of a failed millage election and the millage rate to be entered in the system is the prior calendar year. These millages are for consolidated or annexed districts and are separate from the millage of the host district. | | | | | |
| DI0531 | Millage 3 – Total millage rate for the district. One mill equals one-tenth of one percent (.001). | millage_3 | Dec | 6 | ###.## | 3 |
| DI0532 | Millage 3, M&O – Millage voted on by the electors of a school district for maintenance and operation purposes. | millage_mo_3 | Dec | 6 | ###.## | 3 |
| DI0533 | Millage 3, Dedicated Maintenance & Operation – Mills approved by a majority of the qualified voters in the school election not to exceed 3 mills of current expenses and maintenance and operation. Millages previously levied as a capital outlay tax or a current expenditure tax shall be considered dedicated maintenance and operation millages. | millage_currexp_3 | Dec | 6 | ###.## | 3 |
| DI0534 | Millage 3, Debt Service – Mills voted by the electors of a school district to be pledged as security for the retirement of bonded indebtedness | millage_debtserv_3 | Dec | 6 | ###.## | 3 |
| DI0535 | Millage 3 Results, For – The number of votes cast for the proposed millage. | millage_for_3 | Num | 8 | | 3 |
| DI0536 | Millage 3 Results, Against – The number of votes cast against the proposed millage. | millage_against_3 | Num | 8 | | 3 |
| | Safety Drill | | | | | |
| DI0610 | Safety Training – Does the district provide a program of safety training essential to the reasonable protection of the lives of students and property from fire and other hazards in each unit of the school district? | fireldr_sfty | Alpha | 1 | Y/N | 1 |
| DI0620 | Facility Inspection #1 = February 15th (Cycle 5) – Was each school facility inspected by your local fire department as required by Ark. Code Ann. 6-21-106? (This code requires that the local school district request an inspection of the premises by the fire department providing fire protection to the school premises seven calendar days prior to the beginning of Christmas break.) | fireldr_inspct1 | Alpha | 1 | Y/N | 5 |
| DI0630 | Facility Inspection #2 = June 15th (Cycle 7) – Was each school facility inspected by your local fire department as required by Ark. Code Ann. 6-21-106 between February 15th and June 15th of the current year? (This code requires that the local school district request an inspection of the premises by the fire department providing fire protection to the school premises seven calendar days prior to the end of the school year.) | fireldr_inspct2 | Alpha | 1 | Y/N | 7 |
| | Supplemental Transportation Students | | | | | |

STATEWIDE INFORMATION SYSTEM 2014/2015

| ID | Element | DATABASE SCHEMA | | | | DI |
|--------|--|-----------------|-------|------|---------------|-------------------|
| | | Name | Type | Size | Values | district Cycle |
| DI0640 | Act 609 Transported – <i>The number of Act 609 (school choice students) attending a school outside their resident district and home district provides partial or full transportation to these Act 609 Students.</i> | act609_transp | Num | 4 | | 6 |
| DI0650 | Act 214 Transported – <i>The number of Act 214 (transfer students) attending a school outside their resident district and home district provides partial or full transportation to these Act 214 Students.</i> | act214_transp | Num | 4 | | 6 |
| DI0660 | Special Education Transported – <i>The number of physically handicapped students requiring special transportation and is transported on your district buses. (IEP shall reflect specialized transportation)</i> | sped_transp | Num | 4 | | 6 |
| | Transportation of Non-Public Students | | | | | |
| DI0670 | Non-Public School Pupils Transported – <i>The number of non-public school pupils transported at public school expense.</i> | nonpub_transp | Num | 4 | | 1 |
| | Federal Programs – Private Schools | | | | | |
| DI0672 | Private School(s) – <i>Are there any private schools in this district?</i> | dist_privsch | Alpha | 1 | Y/N | 6 |
| | Cycle Submission Dates | | | | | |
| DI0675 | Cycle 1 Submission Date – <i>The date cycle 1 data is submitted.</i> | cycle1_date | Date | 8 | MMDD YYYYY | 1 |
| DI0680 | Cycle 2 Submission Date – <i>The date cycle 2 data is submitted.</i> | cycle2_date | Date | 8 | MMDD YYYY | 2 |
| DI0685 | Cycle 3 Submission Date – <i>The date cycle 3 data is submitted.</i> | cycle3_date | Date | 8 | MMDD YYYY | 3 |
| DI0690 | Cycle 4 Submission Date – <i>The date cycle 4 data is submitted.</i> | cycle4_date | Date | 8 | MMDD YYYY | 4 |
| DI0695 | Cycle 5 Submission Date – <i>The date cycle 5 data is submitted.</i> | cycle5_date | Date | 8 | MMDD YYYY | 5 |
| DI0700 | Cycle 6 Submission Date – <i>The date cycle 6 data is submitted.</i> | cycle6_date | Date | 8 | MMDD YYYY | 6 |
| DI0705 | Cycle 7 Submission Date – <i>The date cycle 7 data is submitted.</i> | cycle7_date | Date | 8 | MMDD YYYY | 7 |
| DI0710 | Cycle 8 Submission Date – <i>The date cycle 8 data is submitted.</i> | cycle8_date | Date | 8 | MMDD YYYY | 8 |
| DI0715 | Cycle 9 Submission Date – <i>The date cycle 9 data is submitted.</i> | cycle9_date | Date | 8 | MMDD YYYY | 9 |

STATEWIDE INFORMATION SYSTEM 2014/2015

| ID | Element | Name | Type | Size | Value | AT act28 Cycle |
|--------|---|-------|-------|------|------------|----------------------|
| | Key | | | | | |
| AT0010 | Fiscal Year – The fiscal year that this reporting cycle represents: For the 2014/2015 reporting year fy must be = 25 | fy | Num | 2 | Table | 9 |
| AT0020 | Cycle – The reporting cycle for which the data is submitted: 9 = August 31 st | cycle | Num | 2 | Table | 9 |
| AT0030 | LEA, District – Local Education Agency, the unique seven-digit number assigned by the ADE to identify individual county, district, schools, cooperatives, and vocational institutions. The first two digits represent the county, the second two digits represent the district, and the last three digits represent the individual school, for example: 6001000 60 = Pulaski County 01 = Little Rock School District 000 = N/A (zeroes for district) | lea | Alpha | 7 | Appendix B | 9 |
| | General | | | | | |
| | ALE | | | | | |
| AT0040 | Standardized reasons for maintaining an ALE Fund Balance: ALE balance needed for expenditures due prior to October funds distribution. | ale_a | Alpha | 1 | Y/N | 9 |
| AT0050 | Standardized reasons for maintaining an ALE Fund Balance: Received more funds than budgeted. | ale_b | Alpha | 1 | Y/N | 9 |
| AT0060 | Standardized reasons for maintaining an ALE Fund Balance: Employee resignations reduced budgeted expenditures. | ale_c | Alpha | 1 | Y/N | 9 |
| AT0070 | Standardized reasons for maintaining an ALE Fund Balance: Utilized other revenue sources for eligible categorical expenditures. | ale_d | Alpha | 1 | Y/N | 9 |
| AT0080 | Standardized reasons for maintaining an ALE Fund Balance: Balance will be budgeted in the next fiscal year. | ale_e | Alpha | 1 | Y/N | 9 |
| AT0090 | Standardized reasons for maintaining an ALE Fund Balance: Funds received too late in the fiscal year to fully expend. | ale_f | Alpha | 1 | Y/N | 9 |
| AT0100 | Standardized reasons for maintaining an ALE Fund Balance: New program to be implemented in the next fiscal year. | ale_g | Alpha | 1 | Y/N | 9 |
| AT0110 | Standardized reasons for maintaining an ALE Fund Balance: ALE program at Coop. | ale_h | Alpha | 1 | Y/N | 9 |
| AT0120 | Standardized reasons for maintaining an ALE Fund Balance: ALE program with other districts. | ale_i | Alpha | 1 | Y/N | 9 |
| AT0130 | Standardized reasons for maintaining an ALE Fund Balance: No ALE program in the next school year. | ale_j | Alpha | 1 | Y/N | 9 |
| AT0140 | Standardized reasons for maintaining an ALE Fund Balance: Will transfer to another categorical fund next year where it can be spent in accordance with ACSIP. | ale_k | Alpha | 1 | Y/N | 9 |
| AT0150 | Standardized reasons for maintaining an ALE Fund Balance: To cover salary and benefit increases during the first or second year of the biennium when categorical funds per student did not increase. | ale_l | Alpha | 1 | Y/N | 9 |
| AT0160 | Standardized reasons for maintaining an ALE Fund Balance: None of the above. | ale_m | Alpha | 1 | Y/N | 9 |
| | ELL | | | | | |
| AT0170 | Standardized reasons for maintaining an ELL Fund Balance: ELL balance needed for expenditures due prior to January funds distribution. | ell_a | Alpha | 1 | Y/N | 9 |
| AT0180 | Standardized reasons for maintaining an ELL Fund Balance: Received more funds than budgeted. | ell_b | Alpha | 1 | Y/N | 9 |
| AT0190 | Standardized reasons for maintaining an ELL Fund Balance: Employee resignations reduced budgeted expenditures. | ell_c | Alpha | 1 | Y/N | 9 |
| AT0200 | Standardized reasons for maintaining an ELL Fund Balance: Utilized other revenue sources for eligible categorical expenditures. | ell_d | Alpha | 1 | Y/N | 9 |
| AT0210 | Standardized reasons for maintaining an ELL Fund Balance: Balance will be budgeted in the next fiscal year. | ell_e | Alpha | 1 | Y/N | 9 |

STATEWIDE INFORMATION SYSTEM 2014/2015

| ID | Element | DATABASE SCHEMA | | | | AT |
|--------|--|-----------------|-------|------|-------|----------------|
| | | Name | Type | Size | Value | act28 Cycle |
| AT0220 | Standardized reasons for maintaining an ELL Fund Balance: <i>Funds received too late in the fiscal year to fully expend.</i> | ell_f | Alpha | 1 | Y/N | 9 |
| AT0230 | Standardized reasons for maintaining an ELL Fund Balance: <i>New program to be implemented in the next fiscal year.</i> | ell_g | Alpha | 1 | Y/N | 9 |
| AT0240 | Standardized reasons for maintaining an ELL Fund Balance: <i>Failed to find qualified staff.</i> | ell_h | Alpha | 1 | Y/N | 9 |
| AT0250 | Standardized reasons for maintaining an ELL Fund Balance: <i>Federal funds were used in place of state funds.</i> | ell_i | Alpha | 1 | Y/N | 9 |
| AT0260 | Standardized reasons for maintaining an ELL Fund Balance: <i>Coop program for multiple districts.</i> | ell_j | Alpha | 1 | Y/N | 9 |
| AT0270 | Standardized reasons for maintaining an ELL Fund Balance: <i>No ELL program in the school year.</i> | ell_k | Alpha | 1 | Y/N | 9 |
| AT0280 | Standardized reasons for maintaining an ELL Fund Balance: <i>Will transfer to another categorical fund next year where it can be spent in accordance with ACSIP.</i> | ell_l | Alpha | 1 | Y/N | 9 |
| AT0290 | Standardized reasons for maintaining an ELL Fund Balance: <i>To cover salary and benefit increases during the first or second year of the biennium when categorical funds per student did not increase.</i> | ell_m | Alpha | 1 | Y/N | 9 |
| AT0300 | Standardized reasons for maintaining an ELL Fund Balance: <i>None of the above.</i> | ell_n | Alpha | 1 | Y/N | 9 |
| | NSLA | | | | | |
| AT0310 | Standardized reasons for maintaining an NSLA Fund Balance: <i>NSLA balance needed for expenditures due prior to August funds distribution.</i> | nsla_a | Alpha | 1 | Y/N | 9 |
| AT0320 | Standardized reasons for maintaining an NSLA Fund Balance: <i>Received more funds than budgeted.</i> | nsla_b | Alpha | 1 | Y/N | 9 |
| AT0330 | Standardized reasons for maintaining an NSLA Fund Balance: <i>Employee resignations reduced budgeted expenditures.</i> | nsla_c | Alpha | 1 | Y/N | 9 |
| AT0340 | Standardized reasons for maintaining an NSLA Fund Balance: <i>NSLA balance needed for expenditures due prior to August funds distribution.</i> | nsla_d | Alpha | 1 | Y/N | 9 |
| AT0350 | Standardized reasons for maintaining an NSLA Fund Balance: <i>Balance will be budgeted in the next fiscal year.</i> | nsla_e | Alpha | 1 | Y/N | 9 |
| AT0360 | Standardized reasons for maintaining an NSLA Fund Balance: <i>Funds received too late in the fiscal year to fully expend.</i> | nsla_f | Alpha | 1 | Y/N | 9 |
| AT0370 | Standardized reasons for maintaining an NSLA Fund Balance: <i>New program to be implemented in the next fiscal year.</i> | nsla_g | Alpha | 1 | Y/N | 9 |
| AT0380 | Standardized reasons for maintaining an NSLA Fund Balance: <i>Failed to find qualified staff.</i> | nsla_h | Alpha | 1 | Y/N | 9 |
| AT0390 | Standardized reasons for maintaining an NSLA Fund Balance: <i>Due to a decline in F&R percentage, balance to be used to transition program.</i> | nsla_i | Alpha | 1 | Y/N | 9 |
| AT0400 | Standardized reasons for maintaining an NSLA Fund Balance: <i>Due to fewer students, expended less funds than budgeted.</i> | nsla_j | Alpha | 1 | Y/N | 9 |
| AT0410 | Standardized reasons for maintaining an NSLA Fund Balance: <i>Will transfer to another categorical fund next year where it can be spent in accordance with ACSIP.</i> | nsla_k | Alpha | 1 | Y/N | 9 |
| AT0420 | Standardized reasons for maintaining an NSLA Fund Balance: <i>To cover salary and benefit increases during the first or second year of the biennium when categorical funds per student did not increase.</i> | nsla_l | Alpha | 1 | Y/N | 9 |
| AT0430 | Standardized reasons for maintaining an NSLA Fund Balance: <i>Fully utilize ARRA funds for expenses which might have been covered by NSLA since there is a spending deadline for these funds while conserving state and local funds while using the ARRA fund first.</i> | nsla_m | Alpha | 1 | Y/N | 9 |
| AT0435 | Standardized reasons for maintaining an NSLA Fund Balance: <i>None of the above.</i> | nsla_n | Alpha | 1 | Y/N | 9 |

STATEWIDE INFORMATION SYSTEM 2014/2015

| ID | Element | Name | Type | Size | Value | AT act28 Cycle |
|--------|--|------|-------|------|-------|----------------------|
| | PD (Professional Development) | | | | | |
| AT0440 | Standardized reasons for maintaining a Professional Development Fund Balance: <i>PD balance needed for expenditures due prior to August funds distribution.</i> | pd_a | Alpha | 1 | Y/N | 9 |
| AT0450 | Standardized reasons for maintaining a Professional Development Fund Balance: <i>Received more funds than budgeted.</i> | pd_b | Alpha | 1 | Y/N | 9 |
| AT0460 | Standardized reasons for maintaining a Professional Development Fund Balance: <i>Employee resignations reduced budgeted expenditures</i> | pd_c | Alpha | 1 | Y/N | 9 |
| AT0470 | Standardized reasons for maintaining a Professional Development Fund Balance: <i>Utilized other revenue sources for eligible categorical expenditures.</i> | pd_d | Alpha | 1 | Y/N | 9 |
| AT0480 | Standardized reasons for maintaining a Professional Development Fund Balance: <i>Balance will be budgeted in the next fiscal year.</i> | pd_e | Alpha | 1 | Y/N | 9 |
| AT0490 | Standardized reasons for maintaining a Professional Development Fund Balance: <i>Funds received too late in the fiscal year to fully expend.</i> | pd_f | Alpha | 1 | Y/N | 9 |
| AT0500 | Standardized reasons for maintaining a Professional Development Fund Balance: <i>New program to be implemented in the next fiscal year.</i> | pd_g | Alpha | 1 | Y/N | 9 |
| AT0510 | Standardized reasons for maintaining a Professional Development Fund Balance: <i>Balance used for summer programs.</i> | pd_h | Alpha | 1 | Y/N | 9 |
| AT0530 | Standardized reasons for maintaining a Professional Development Fund Balance: <i>Will transfer funds to ALE.</i> | pd_j | Alpha | 1 | Y/N | 9 |
| AT0540 | Standardized reasons for maintaining a Professional Development Fund Balance: <i>Will transfer funds to ELL.</i> | pd_k | Alpha | 1 | Y/N | 9 |
| AT0550 | Standardized reasons for maintaining a Professional Development Fund Balance: <i>Will transfer funds to NSLA.</i> | pd_l | Alpha | 1 | Y/N | 9 |
| AT0570 | Standardized reasons for maintaining a Professional Development Fund Balance: <i>To cover salary and benefit increases during the first or second year of the biennium when categorical funds per student did not increase.</i> | pd_n | Alpha | 1 | Y/N | 9 |
| AT0580 | Standardized reasons for maintaining a Professional Development Fund Balance: <i>None of the above.</i> | pd_o | Alpha | 1 | Y/N | 9 |
| | Legal Balance | | | | | |
| AT0590 | Standardized reasons for maintaining a Legal Balance Fund Balance: <i>Balance needed for expenditures due prior to August 31 funds distribution.</i> | lb_a | Alpha | 1 | Y/N | 9 |
| AT0600 | Standardized reasons for maintaining a Legal Balance Fund Balance: <i>Received more funds than budgeted.</i> | lb_b | Alpha | 1 | Y/N | 9 |
| AT0620 | Standardized reasons for maintaining a Legal Balance Fund Balance: <i>Funds received too late in fiscal year to fully expend.</i> | lb_d | Alpha | 1 | Y/N | 9 |
| AT0630 | Standardized reasons for maintaining a Legal Balance Fund: <i>New program to be implemented in the next fiscal year.</i> | lb_e | Alpha | 1 | Y/N | 9 |
| AT0640 | Standardized reasons for maintaining a Legal Balance Fund: <i>Failed to find qualified staff that were budgeted.</i> | lb_f | Alpha | 1 | Y/N | 9 |
| AT0650 | Standardized reasons for maintaining a Legal Balance Fund: <i>Federal funds were used in place of state funds that were budgeted.</i> | lb_g | Alpha | 1 | Y/N | 9 |
| AT0660 | Standardized reasons for maintaining a Legal Balance Fund: <i>Due to fewer students, expended less funds than budgeted.</i> | lb_h | Alpha | 1 | Y/N | 9 |
| AT0670 | Standardized reasons for maintaining a Legal Balance Fund: <i>Balance used for summer programs.</i> | lb_i | Alpha | 1 | Y/N | 9 |
| AT0680 | Standardized reasons for maintaining a Legal Balance Fund: <i>It is prudent to carry over a balance for emergencies.</i> | lb_j | Alpha | 1 | Y/N | 9 |
| AT0690 | Standardized reasons for maintaining a Legal Balance Fund: <i>Carry over for capital expenditures.</i> | lb_k | Alpha | 1 | Y/N | 9 |
| AT0700 | Standardized reasons for maintaining a Legal Balance Fund: <i>Carry over for technology purchases.</i> | lb_l | Alpha | 1 | Y/N | 9 |

STATEWIDE INFORMATION SYSTEM 2014/2015

| ID | Element | DATABASE SCHEMA | | | | AT |
|--------|--|-----------------|-------|------|-------|----------------|
| | | Name | Type | Size | Value | act28 Cycle |
| AT0710 | Standardized reasons for maintaining a Legal Balance Fund: <i>No Comment.</i> | lb_m | Alpha | 1 | Y/N | 9 |
| AT0720 | Standardized reasons for maintaining a Legal Balance Fund: Balance is required to pay encumbrances from a prior year. | lb_n | Alpha | 1 | Y/N | 9 |
| AT0730 | Standardized reasons for maintaining a Legal Balance Fund: <i>A portion of the balance was used to purchase inventory that has not yet been placed into service and is reflected on the balance sheet.</i> | lb_o | Alpha | 1 | Y/N | 9 |
| AT0740 | Standardized reasons for maintaining a Legal Balance Fund: <i>A portion of the balance includes accounts receivable that has not been collected. The balance should be maintained because of the risk of not collecting the full amount. The timing of collections is another consideration with regard to this item.</i> | lb_p | Alpha | 1 | Y/N | 9 |
| AT0750 | Standardized reasons for maintaining a Legal Balance Fund: <i>The balance includes various debt service sinking funds obligated to pay debt principal and interest in a future year. Included in these are regular bond issue payments as well as QZAB escrow amounts.</i> | lb_q | Alpha | 1 | Y/N | 9 |
| AT0760 | Standardized reasons for maintaining a Legal Balance Fund: <i>To ensure continuity of services in future years when funding sources decline, a reasonable balance is required.</i> | lb_r | Alpha | 1 | Y/N | 9 |
| AT0770 | Standardized reasons for maintaining a Legal Balance Fund: <i>A portion of the balance is designated to cover (a) insurance deductibles (b) unemployment benefits (c) operating fund capital outlay purchases (d) deferred maintenance.</i> | lb_s | Alpha | 1 | Y/N | 9 |

STATEWIDE INFORMATION SYSTEM 2014/2015

| ID | Element | DATABASE SCHEMA | | | BC bank_recon | | | | | | | | | | | | | | | | | | | | | | | | | | | | | | | | | | | | | | | | | | | | | | | | | | | | | |
|---------|--|-------------------|--------------------------------|-------------------|--------------------------------|---------|---------|----------|---------|---------|--------|----------|-----------|---------|--------|----------|--------------|---------|--------|----------|------------|---------|--------|----------|-------------|---------|--------|----------|-------------|---------|--------|----------|------------|---------|--------|----------|-------------|---------|---------|----------|----------|---------|---------|-----------|----------|---------|---------|-----------|--------|---------|--------|-----------|---------|----------|-----|------|---------------|-----|
| | | Name | Type | Size | Value | Cycle | | | | | | | | | | | | | | | | | | | | | | | | | | | | | | | | | | | | | | | | | | | | | | | | | | | | |
| | Key | | | | | | | | | | | | | | | | | | | | | | | | | | | | | | | | | | | | | | | | | | | | | | | | | | | | | | | | | |
| BC0010 | Fiscal Year – The fiscal year that this reporting represents: <i>For the 2014/2015 reporting year fy must be = 25</i> | fy | Num | 2 | Table | 1-9 | | | | | | | | | | | | | | | | | | | | | | | | | | | | | | | | | | | | | | | | | | | | | | | | | | | | |
| BC0020 | Cycle - The reporting cycle for which the data is submitted: 1 = September 30th 2 = October 15 th 3 = November 15th 4 = December 15th 5 = February 15th 6 = April 15th 7 = June 15th 8 = July 31 st 9 = August 31 st | cycle | Num | 2 | Table | 1-9 | | | | | | | | | | | | | | | | | | | | | | | | | | | | | | | | | | | | | | | | | | | | | | | | | | | | |
| BC0030 | LEA, District/Coop – Local Education Agency, the unique seven-digit number assigned by the ADE to identify individual county, district, and cooperative. The first two digits represent the county, the second two digits represent the district, and the last three digits represent the individual school, for example: 6001000 60 = Pulaski County 01 = Little Rock School District 000 = N/A (zeroes for district) | lea | Alpha | 7 | Appendix B/D | 1-9 | | | | | | | | | | | | | | | | | | | | | | | | | | | | | | | | | | | | | | | | | | | | | | | | | | | | |
| BC0035 | Finance Period – The twelve Financial Management System banking periods reported to APSCN during the year. | finance_period | Num | 2 | | 1-9 | | | | | | | | | | | | | | | | | | | | | | | | | | | | | | | | | | | | | | | | | | | | | | | | | | | | |
| | General | | | | | | | | | | | | | | | | | | | | | | | | | | | | | | | | | | | | | | | | | | | | | | | | | | | | | | | | | |
| BC0040 | Bank Statement Balance - This entered amount is the ending cash balance according to the bank statement being reconciled. <table border="1" style="margin-left: 20px;"> <thead> <tr> <th>Cycle</th> <th>Cycle Deadline</th> <th>Accounting Period</th> <th>Month End of Accounting Period</th> </tr> </thead> <tbody> <tr><td>Cycle 1</td><td>Sept 30</td><td>Period 1</td><td>July 31</td></tr> <tr><td>Cycle 2</td><td>Oct 15</td><td>Period 2</td><td>August 31</td></tr> <tr><td>Cycle 3</td><td>Nov 15</td><td>Period 3</td><td>September 30</td></tr> <tr><td>Cycle 4</td><td>Dec 15</td><td>Period 4</td><td>October 31</td></tr> <tr><td>Cycle 5</td><td>Feb 15</td><td>Period 5</td><td>November 30</td></tr> <tr><td>Cycle 5</td><td>Feb 15</td><td>Period 6</td><td>December 31</td></tr> <tr><td>Cycle 6</td><td>Apr 15</td><td>Period 7</td><td>January 31</td></tr> <tr><td>Cycle 6</td><td>Apr 15</td><td>Period 8</td><td>February 28</td></tr> <tr><td>Cycle 7</td><td>June 15</td><td>Period 9</td><td>March 31</td></tr> <tr><td>Cycle 7</td><td>June 15</td><td>Period 10</td><td>April 30</td></tr> <tr><td>Cycle 8</td><td>July 31</td><td>Period 11</td><td>May 31</td></tr> <tr><td>Cycle 9</td><td>Aug 31</td><td>Period 12</td><td>June 30</td></tr> </tbody> </table> “All Districts, Charters and Education Service Cooperatives are to submit bank reconciliations for every cycle.” | Cycle | Cycle Deadline | Accounting Period | Month End of Accounting Period | Cycle 1 | Sept 30 | Period 1 | July 31 | Cycle 2 | Oct 15 | Period 2 | August 31 | Cycle 3 | Nov 15 | Period 3 | September 30 | Cycle 4 | Dec 15 | Period 4 | October 31 | Cycle 5 | Feb 15 | Period 5 | November 30 | Cycle 5 | Feb 15 | Period 6 | December 31 | Cycle 6 | Apr 15 | Period 7 | January 31 | Cycle 6 | Apr 15 | Period 8 | February 28 | Cycle 7 | June 15 | Period 9 | March 31 | Cycle 7 | June 15 | Period 10 | April 30 | Cycle 8 | July 31 | Period 11 | May 31 | Cycle 9 | Aug 31 | Period 12 | June 30 | bank_bal | Dec | 10,2 | ##,###,###.## | 1-9 |
| Cycle | Cycle Deadline | Accounting Period | Month End of Accounting Period | | | | | | | | | | | | | | | | | | | | | | | | | | | | | | | | | | | | | | | | | | | | | | | | | | | | | | | |
| Cycle 1 | Sept 30 | Period 1 | July 31 | | | | | | | | | | | | | | | | | | | | | | | | | | | | | | | | | | | | | | | | | | | | | | | | | | | | | | | |
| Cycle 2 | Oct 15 | Period 2 | August 31 | | | | | | | | | | | | | | | | | | | | | | | | | | | | | | | | | | | | | | | | | | | | | | | | | | | | | | | |
| Cycle 3 | Nov 15 | Period 3 | September 30 | | | | | | | | | | | | | | | | | | | | | | | | | | | | | | | | | | | | | | | | | | | | | | | | | | | | | | | |
| Cycle 4 | Dec 15 | Period 4 | October 31 | | | | | | | | | | | | | | | | | | | | | | | | | | | | | | | | | | | | | | | | | | | | | | | | | | | | | | | |
| Cycle 5 | Feb 15 | Period 5 | November 30 | | | | | | | | | | | | | | | | | | | | | | | | | | | | | | | | | | | | | | | | | | | | | | | | | | | | | | | |
| Cycle 5 | Feb 15 | Period 6 | December 31 | | | | | | | | | | | | | | | | | | | | | | | | | | | | | | | | | | | | | | | | | | | | | | | | | | | | | | | |
| Cycle 6 | Apr 15 | Period 7 | January 31 | | | | | | | | | | | | | | | | | | | | | | | | | | | | | | | | | | | | | | | | | | | | | | | | | | | | | | | |
| Cycle 6 | Apr 15 | Period 8 | February 28 | | | | | | | | | | | | | | | | | | | | | | | | | | | | | | | | | | | | | | | | | | | | | | | | | | | | | | | |
| Cycle 7 | June 15 | Period 9 | March 31 | | | | | | | | | | | | | | | | | | | | | | | | | | | | | | | | | | | | | | | | | | | | | | | | | | | | | | | |
| Cycle 7 | June 15 | Period 10 | April 30 | | | | | | | | | | | | | | | | | | | | | | | | | | | | | | | | | | | | | | | | | | | | | | | | | | | | | | | |
| Cycle 8 | July 31 | Period 11 | May 31 | | | | | | | | | | | | | | | | | | | | | | | | | | | | | | | | | | | | | | | | | | | | | | | | | | | | | | | |
| Cycle 9 | Aug 31 | Period 12 | June 30 | | | | | | | | | | | | | | | | | | | | | | | | | | | | | | | | | | | | | | | | | | | | | | | | | | | | | | | |
| BC0050 | Deposits In Transit - This entered amount is the money which is in transit to the bank since the closing date of the bank statement | dep_trans | Dec | 10,2 | ##,###,###.## | 1-9 | | | | | | | | | | | | | | | | | | | | | | | | | | | | | | | | | | | | | | | | | | | | | | | | | | | | |
| BC0060 | Outstanding Checks - This pulled amount from database is the total amount of checks that have not been presented to the bank for payment. | out_checks | Dec | 10,2 | ##,###,###.## | 1-9 | | | | | | | | | | | | | | | | | | | | | | | | | | | | | | | | | | | | | | | | | | | | | | | | | | | | |
| BC0070 | Adjusted Bank Balance – The bank balance calculated from the bank statement (BC0040) plus the deposits in transit (BC0050) less the outstanding checks (BC0060). | adj_bank_bal | Dec | 10,2 | ##,###,###.## | 1-9 | | | | | | | | | | | | | | | | | | | | | | | | | | | | | | | | | | | | | | | | | | | | | | | | | | | | |
| BC0080 | Computer Cash Balance – The general ledger cash accounts total (cash account range: 01010 – 01029, 01070 - 01079). | gl_cash_bal | Dec | 10,2 | ##,###,###.## | 1-9 | | | | | | | | | | | | | | | | | | | | | | | | | | | | | | | | | | | | | | | | | | | | | | | | | | | | |
| BC0090 | Bank Account Variance – The difference between the adjusted bank balance (BC0070) less the computer cash balance (BC0080). | bank_var | Dec | 10,2 | ##,###,###.## | 1-9 | | | | | | | | | | | | | | | | | | | | | | | | | | | | | | | | | | | | | | | | | | | | | | | | | | | | |
| BC0100 | Reconciled By – Staff employee who reconciled bank statement. | reconciled | alpha | 30 | | 1-9 | | | | | | | | | | | | | | | | | | | | | | | | | | | | | | | | | | | | | | | | | | | | | | | | | | | | |
| BC0110 | Date Reconciled – Date staff employee reconciled bank statement. | date_recon | date | ###/###/#### | | 1-9 | | | | | | | | | | | | | | | | | | | | | | | | | | | | | | | | | | | | | | | | | | | | | | | | | | | | |
| BC0120 | Date Reviewed By Superintendent – Date superintendent reviewed reconciled bank statement. | date_reviewed | date | ###/###/#### | | 1-9 | | | | | | | | | | | | | | | | | | | | | | | | | | | | | | | | | | | | | | | | | | | | | | | | | | | | |

STATEWIDE INFORMATION SYSTEM 2014/2015

DATABASE SCHEMA

BL
bldglosses

| ID | Element | Name | Type | Size | Values | Cycle |
|--------|---|--------------|-------|------|-------------------|-------|
| | Key | | | | | |
| BL0010 | Fiscal Year – The fiscal year that this reporting cycle represents: For the 2014/2015 reporting year fy must be = 25 | fy | Num | 2 | Table | 9 |
| BL0020 | Cycle – The reporting cycle for which the data is submitted: 9 =August 31st | cycle | Num | 2 | Table | 9 |
| BL0030 | LEA, District/Coop – Local Education Agency, the unique seven-digit number assigned by the ADE to identify individual county, district, and cooperative. The first two digits represent the county, the second two digits represent the district, and the last three digits represent the individual school, for example: 6001000 60 = Pulaski County 01 = Little Rock School District 000 = N/A (zeroes for district) | lea | Alpha | 7 | Appendix B/D | 9 |
| BL0040 | Identification Number – (Unique number to be incremented for multiple entries). | id_no | Alpha | 2 | | 9 |
| | Building Loss Information | | | | | |
| BL0050 | Date of Loss – The day the building incurred the damage. | loss_date | Date | 8 | MMDD YYYY | 9 |
| BL0060 | Type of School – The classification of the school building – elementary, middle, junior high or high school. | type_sch | Alpha | 15 | | 9 |
| BL0070 | Type of Construction – The type of structure. | type_const | Alpha | 15 | | 9 |
| BL0080 | Reason for Loss – The reason for damage to the property. | loss_reason | Alpha | 15 | | 9 |
| BL0090 | Estimated Loss – The estimated amount of damage to the building. | loss_estim | Dec | 15 | ##### #####.## | 9 |
| BL0100 | Insurance Coverage – The amount of insurance coverage on the property. | ins_coverage | Dec | 15 | ##### #####.## | 9 |

STATEWIDE INFORMATION SYSTEM 2014/2015

DATABASE SCHEMA

EM
Employee

| ID | Element | Name | Type | Size | Value | Cycle |
|--------|---|-------------|-------|------|-------------------|-----------|
| | Key | | | | | |
| EM0010 | Fiscal Year – The fiscal year that this reporting cycle represents: For the 2014/2015 reporting year fy must be = 25 | fy | Num | 2 | Table | 1,2,6,8,9 |
| EM0020 | Cycle – The reporting cycle for which the data is submitted: 1 = September 30th 2 = October 15 th 6 = April 15 st 8 = July 31 st 9 = August 31st | cycle | Num | 2 | Table | 1,2,6,8,9 |
| EM0030 | LEA, School or District – Local Education Agency, the unique seven-digit number assigned by the ADE to identify individual county, district, schools, cooperatives, and vocational institutions. The first two digits represent the county, the second two digits represent the district, and the last three digits represent the individual school, for example: 6001002 60 = Pulaski County 01 = Little Rock School District 002 = Hall High School(all zeroes for district employees) | lea | Alpha | 7 | Appendix B,C,D | 1,2,6,8,9 |
| EM0040 | SSN, Staff – The nine-digit Social Security number of the staff member being identified. | ssn | Alpha | 9 | ##### | 1,2,6,8,9 |
| | Employee State Identification Number | | | | | |
| EM0125 | State Reporting ID, Staff – The unique 10-digit Triand identifier generated for the teacher by the state. | uiq_emp_id | Alpha | 10 | ##### ## | 1,2,6,8,9 |
| | Employee Name | | | | | |
| EM0050 | First | fname | Alpha | 20 | | 1,2,6,8,9 |
| EM0060 | Middle | mname | Alpha | 15 | | 1,2,6,8,9 |
| EM0070 | Last | lname | Alpha | 25 | | 1,2,6,8,9 |
| | Address, Mailing – The street name and building number or PO box where home mail is received for this employee. | | | | | |
| EM0080 | Address | address | Alpha | 30 | | 1,2,6,8,9 |
| EM0090 | City | city | Alpha | 20 | | 1,2,6,8,9 |
| EM0100 | State | state | Alpha | 2 | | 1,2,6,8,9 |
| EM0110 | Zip | zip | Num | 5 | | 1,2,6,8,9 |
| EM0120 | Zip-4 | zip4 | Num | 4 | | 1,2,6,8,9 |
| | General | | | | | |
| EM0130 | Race – The general racial or ethnic heritage with which the individual most identifies from the following codes: YNNNNN = Hispanic NYNNNN = Native American/Alaskan Native NNYNNN = Asian NNNYNN = Black/African American NNNNYN = Native Hawaiian/Pacific Islander NNNNNY = White Y in more than one combination will be considered 2 or more races. | race_ethnic | Alpha | 6 | NNNNNN | 1,2,6,8,9 |
| EM0140 | Gender – The sexual classification of the staff person. M = Male F = Female | gender | Alpha | 1 | Table | 1,2,6,8,9 |
| EM0150 | Date, Birth – The staff member's date of birth. | birth_date | Date | 8 | MMDDYYY Y | 1,2,6,8,9 |
| EM0160 | Date, Hired – The date a person was originally employed by the district. | hire_date | Date | 8 | MMDDYYY Y | 1,2,6,8,9 |
| EM0170 | Degree – The highest degree received. | degree | Alpha | 4 | | 1,2,6,8,9 |
| EM0175 | Degree Description – Description of degree. | desc_degree | Alpha | 30 | | 1,2,6,8,9 |

STATEWIDE INFORMATION SYSTEM 2014/2015

DATABASE SCHEMA

EM
Employee

| ID | Element | Name | Type | Size | Value | Cycle |
|--------|--|--------------|-------|------|-------|-----------|
| EM0176 | Employment Status – <i>Is the employee a full-time or part-time employee.</i> F = Full-Time P = Part-Time | emp_status | Alpha | 1 | Table | 1,2,6,8,9 |
| EM0180 | Experience Category (STATUS), Certified / Classified – <i>The teaching experience of the certified staff employee should be one of the Status Codes 1 through 4, The classified staff employee should be Status Code 0:</i> 0 = Classified staff 1 = Beginning teacher 2 = Transfer from another school district 3 = Did not teach last year, but has taught 4 = Taught in this district last year | exp_category | Num | 1 | Table | 1,2,6,8,9 |
| EM0190 | Experience, Total Years – <i>The total number of teaching years both in state and out of state.</i> | exp_totyrs | Num | 2 | | 1,2,6,8,9 |
| EM0200 | Experience, District – <i>The total number of teaching years employee has in the current district.</i> | exp_distyrs | Num | 2 | | 1,2,6,8,9 |
| EM0205 | Experience, State Years – <i>The total number teaching years in the current state.</i> | exp_state | Dec | 3 | ##.# | 1,2,6,8,9 |
| EM0210 | Out of District – <i>Designates an employee who works for another district, coop, vocational school, and teaches a class for the reporting district as an out of district class.</i> | out_district | Alpha | 1 | Y/N | 1,2,6,8,9 |
| | Certified Time Percentage | | | | | |
| EM0220 | Teacher Time Percentage – <i>Enter the percentage the certified employee is actually employed. (not to exceed 1.00)</i> | emp_timepct | Num | ### | 4 | 1,2,6,8,9 |

STATEWIDE INFORMATION SYSTEM 2014/2015

DATABASE SCHEMA

FA
empadd_duty

| ID | Element | Name | Type | Size | Values | Cycle |
|--------|---|-------------|----------|------|--------------|-------|
| | Key | | | | | |
| FA0010 | Fiscal Year – The fiscal year that this reporting cycle represents: For the 2014/2015 reporting year fy must be = 25 | fy | Num | 2 | Table | 1 |
| FA0020 | Cycle – The reporting cycle for which the data is submitted: 1 =September 30th | cycle | Num | 2 | Table | 1 |
| FA0030 | LEA, District/Coop – Local Education Agency, the unique seven-digit number assigned by the ADE to identify individual county, district, and cooperative. The first two digits represent the county, the second two digits represent the district, and the last three digits represent the individual school, for example: 6001000 60 = Pulaski County 01 = Little Rock School District 000 = N/A (zeroes for district) | lea | Alpha | 7 | Appendix B,D | 1 |
| FA0040 | SSN, Staff – The nine-digit Social Security number of the staff member being identified. | ssn | Alpha | 9 | ##### | 1 |
| FA0045 | State Reporting ID, Staff – The unique 10-digit Triand identifier generated for the teacher by the state. | uniq_emp_id | Alpha | 10 | | 1 |
| FA0043 | Employee ID Number – The unique 9-digit numeric employee identifier: may or may not be same as social security number without the dashes. | emp_id | interger | 9 | | 1 |
| FA0050 | Additional Duty – Salary paid in addition to salary schedule/range/step amount. | ad_desc | Alpha | 30 | | 1 |
| | Information – Information pulled is for current year additional duty salary). | | | | | |
| FA0060 | Salary – Total amount paid for additional duties. | salary | Dec | 12,2 | #####.## | 1 |
| FA0070 | FTE – Full-time equivalency percentage entered as a decimal (1.0 = 100%); represents the portion of a full-time position that applies to the additional duty. | fte | Dec | 9,6 | ##### | 1 |

STATEWIDE INFORMATION SYSTEM 2014/2015

DATABASE SCHEMA

BS
empbasesal

| ID | Element | Name | Type | Size | Value | Cycle |
|--------|---|-------------|-------|------|--------------|-------|
| | Key | | | | | |
| BS0010 | Fiscal Year – The fiscal year that this reporting cycle represents: <i>For the 2014/2015 reporting year fy must be = 25</i> | fy | Num | 2 | Table | 1 |
| BS0020 | Cycle – The reporting cycle for which the data is submitted: 1 = September 30th | cycle | Num | 2 | Table | 1 |
| BS0030 | LEA, District/Coop – Local Education Agency, the unique seven-digit number assigned by the ADE to identify individual county, district, and cooperative. The first two digits represent the county, the second two digits represent the district, and the last three digits represent the individual school, for example: 6001000 60 = Pulaski County 01 = Little Rock School District 000 = N/A (zeroes for district) | lea | Alpha | 7 | Appendix B/D | 1 |
| BS0040 | SSN, Staff – The nine-digit Social Security number of the staff member being identified. | ssn | Alpha | 9 | ##### | 1 |
| BS0041 | State Reporting ID, Staff – The unique 10-digit Triand identifier generated for the teacher by the state. | uniq_emp_id | Alpha | 10 | | 1 |
| BS0043 | Employee ID Number – The unique 9-digit numeric employee identifier: may or may not be same as social security number without the dashes. | emp_id | Num | 9 | | 1 |
| BS0045 | Salary Schedule Code –Corresponds to a specific salary code defined in the salary schedule record. | salsch_code | Alpha | 10 | | 1 |
| | Information – Information pulled is for current year additional duty salary). | | | | | |
| BS0050 | Class Title –Description of the employees position | class_title | Alpha | 30 | | 1 |
| BS0060 | Contract Days – Number of working days in the contract. | cont_days | Dec | 6 | ####.## | 1 |
| BS0070 | Days Worked – Number of days the employee works in a year. | days_worked | Dec | 6 | ####.## | 1 |
| BS0110 | Employee Salary Fund (Budget Unit Information) –The fund code from which the salary is being paid. 0 = Other 1 = Teacher Salary 2 = Operating 3 = Building 6 = Federal 7 = Activity 8 = Food Service | salfd | Alpha | 1 | Table | 1 |
| BS0120 | Source of Funds (Budget Unit Information) – A three-digit number that is the second, third and fourth digits in the 16 digit budget unit that is assigned to restricted revenues to enable the revenues and expenditures to be accounted for by the specific revenue source. | sof | Alpha | 3 | | 1 |
| BS0130 | Function – A four-digit number that is the fifth, sixth, seventh and eighth digits in the 16-digit budget unit that describes an activity being performed when a service is provided or goods are received. | func | Alpha | 4 | | 1 |
| BS0140 | Object – A five-digit account code that is used to describe the service or commodity received as a result of the expenditure. | object | Alpha | 5 | | 1 |
| BS0150 | Location – A three-digit number that is the ninth, tenth and eleventh digits in the 16-digit budget unit that describes the building receiving the benefit of the transaction and is determined by the last three digits of the building LEA number. | location | Alpha | 3 | | 1 |

DATABASE SCHEMA

BS
empbasal

| ID | Element | Name | Type | Size | Value | Cycle |
|--------|--|-------------|-------|------|-------|-------|
| BS0160 | Program Code – A program is a plan of activities and procedures designed to accomplish a predetermined objective or set of objectives. Nine broad program areas are identified in the Financial Handbook: regular education, special education, vocational education, other instructional (PK-12), non-public school, adult/continuing education, community/junior college education, community services and enterprise. The program dimension allows agencies to charge program costs, instructional and support, directly to the benefiting program. For example, special education transportation costs are classified to the support services function, transportation, even though they should be charged directly to the special education program. | prog_code | Alpha | 3 | | 1 |
| BS0170 | Subject – Subject is the 15th and 16th positions of the 16 digit budget unit. | subject | Alpha | 2 | | 1 |
| BS0180 | Job Rate Flag – There are two rate flags; P (primary rate) or S (secondary rate) P = Primary Rate S = Secondary Rate | job_rate_f | Alpha | 6,4 | Table | 1 |
| BS0190 | Employee Rate – Unique rate number corresponding to the employee; a given employee can have up to 20 rates. | rate_no | Num | 3 | | 1 |
| BS0200 | Job Class Code – A description of the position/title a person holds within the district, Example: “Superintendent.” | classify | Alpha | 4 | | 1 |
| BS0210 | Percentage – Percentage of the pay amount distributed. | prcent | Dec | 6,4 | ##### | 1 |
| BS0220 | Range – Corresponds to a specific range defined in the salary schedule. | range | Alpha | 10 | | 1 |
| BS0230 | Step – Salary schedule step for the employee rate. | step | Num | 2 | ## | 1 |
| BS0240 | Base Salary – Salary for range and step. | basal_amt | Dec | 8,2 | ##### | 1 |
| BS0250 | Annual Salary – Total contracted salary. | bs-annl_sal | Dec | 10,2 | ##### | 1 |

STATEWIDE INFORMATION SYSTEM 2014/2015

DATABASE SCHEMA

CF
empben

| ID | Element | Name | Type | Size | Value | Cycle |
|--------|---|--------------|-------|------|-----------------|-------|
| | Key | | | | | |
| CF0010 | Fiscal Year – The fiscal year that this reporting cycle represents: For the 2014/2015 reporting year fy must be = 25 | fy | Num | 2 | Table | 1 |
| CF0020 | Cycle – The reporting cycle for which the data is submitted: 1 =September 30th | cycle | Num | 2 | Table | 1 |
| CF0030 | LEA, District/Coop – Local Education Agency, the unique seven-digit number assigned by the ADE to identify individual county, district, and cooperative. The first two digits represent the county, the second two digits represent the district, and the last three digits represent the individual school, for example: 6001000 60 = Pulaski County 01 = Little Rock School District 000 = N/A (zeroes for district) | lea | Alpha | 7 | Appendix B/D | 1 |
| CF0040 | SSN, Staff – The nine-digit Social Security number of the staff member being identified. | ssn | Alpha | 9 | | 1 |
| | General | | | | | |
| CF0050 | State Reporting ID, Staff – The unique 10-digit Triand identifier generated for the teacher by the state. | uniq_emp_id | Alpha | 10 | | 1 |
| | Superintendent/Chief Financial Officer/Business Manager – All salary paid to the employee including unused sick leave. Actual fiscal year (2014/ 15). | | | | | |
| CF0060 | Employee Title (Fund Code Information) – The title of the person from which the benefit is being paid. 1 = Superintendent 4 = Assistant Superintendent 2 = Chief Financial Officer 5 = Other 3 = Business Manager | emp_title | Num | 1 | Table | 1 |
| CF0070 | First | fname | Alpha | 20 | | 1 |
| CF0080 | Middle | mname | Alpha | 15 | | 1 |
| CF0090 | Last | lname | Alpha | 25 | | 1 |
| CF0100 | Employee Benefits – All payments and services provided employee in addition to salary. This would be benefits that are not available to all employees. 1 = Vehicle Benefit 2 = Housing Benefit 3 = Dental 4 = Health Insurance 5 = Life/Disability 6 = Annuities/Additional Retirement 7 = Membership/Prof & Other Dues and Fees 8 = Travel 9 = Other | emp_benefits | Num | 2 | Table | 1 |
| CF0110 | Benefit Total – Amount paid annually for employee benefits. | benefit_amt | Dec | 10,2 | #####. ## | 1 |

STATEWIDE INFORMATION SYSTEM 2014/2015

DATABASE SCHEMA

EB
employeebonus

| ID | Element | Name | Type | Size | Value | Cycle |
|--------|--|--------------|-------|------|-----------------|-------|
| | Key | | | | | |
| EB0010 | Fiscal Year – The fiscal year that this reporting cycle represents: For the 2014/2015 reporting year fy must be = 25 | fy | Num | 2 | Table | 9 |
| EB0020 | Cycle – The reporting cycle for which the data is submitted: 9 =August 31 st | cycle | Num | 2 | Table | 9 |
| EB0030 | LEA, District/Coop – Local Education Agency, the unique seven-digit number assigned by the ADE to identify individual county, district, and cooperative. The first two digits represent the county, the second two digits represent the district, and the last three digits represent the individual school, for example: 6001000 60 = Pulaski County 01 = Little Rock School District 000 = N/A (zeroes for district) | lea | Alpha | 7 | Appendix B/D | 9 |
| | Bonus – Actual fiscal year. | | | | | |
| EB0040 | SSN, Staff – The nine-digit Social Security number of the staff member being identified. | ssn | Alpha | 9 | | 9 |
| EB0050 | State Reporting ID, Staff – The unique 10-digit Triand identifier generated for the teacher by the state. | uniq_emp_id | Alpha | 10 | | 9 |
| EB0060 | Employee Salary Fund (Budget Unit Information) –The fund code from which the salary is being paid. 1 = Teacher Salary 2 = Operating 3 = Building 6 = Federal 7 = Activity 8 = Food Service | emp_salfd | Alpha | 1 | Table | 9 |
| EB0062 | Source of Funds (Budget Unit Information) – A three-digit number that is the second, third and fourth digits in the 16 digit budget unit that is assigned to restricted revenues to enable the revenues and expenditures to be accounted for by the specific revenue source. | emp_sof | Alpha | 3 | | 9 |
| EB0065 | Function – A four-digit number that is the fifth, sixth, seventh and eighth digits in the 16-digit budget unit that describes an activity being performed when a service is provided or goods are received. | emp_func | Alpha | 4 | | 9 |
| EB0068 | Object – A five-digit account code that is used to describe the service or commodity received as a result of the expenditure. | emp_object | Alpha | 5 | | 9 |
| EB0069 | Location – A three-digit number that is the ninth, tenth and eleventh digits in the 16-digit budget unit that describes the building receiving the benefit of the transaction and is determined by the last three digits of the building LEA number. | emp_location | Alpha | 3 | | 9 |
| EB0075 | Program Code – A program is a plan of activities and procedures designed to accomplish a predetermined objective or set of objectives. Nine broad program areas are identified in the Financial Handbook: regular education, special education, vocational education, other instructional (PK-12), non-public school, adult/continuing education, community/junior college education, community services and enterprise. The program dimension allows agencies to charge program costs, instructional and support, directly to the benefiting program. For example, special education transportation costs are classified to the support services function, transportation, even though they should be charged directly to the special education program. | prog_code | Alpha | 3 | | 9 |
| EB0080 | Employee Bonus – The bonus amount paid to the employee by fund. | emp_salary | Dec | 15,2 | ##### ###.## | 9 |

DATABASE SCHEMA

FN
empfrinben

| ID | Element | Name | Type | Size | Value | Cycle |
|--------|---|-------------|-------|------|--------------|-------|
| | Key | | | | | |
| FN0010 | Fiscal Year – The fiscal year that this reporting cycle represents: For the 2014/2015 reporting year fy must be = 25 | fy | Num | 2 | Table | 1 |
| FN0020 | Cycle – The reporting cycle for which the data is submitted: 1 =September 30 th | cycle | Num | 2 | Table | 1 |
| FN0030 | LEA, District/Coop – Local Education Agency, the unique seven-digit number assigned by the ADE to identify individual county, district, and cooperative. The first two digits represent the county, the second two digits represent the district, and the last three digits represent the individual school, for example: 6001000 60 = Pulaski County 01 = Little Rock School District 000 = N/A (zeroes for district) | lea | Alpha | 7 | Appendix B,D | 1 |
| FN0040 | SSN, Staff – The nine-digit Social Security number of the staff member being identified. | ssn | Alpha | 9 | ##### | 1 |
| FN0050 | State Reporting ID, Staff – The unique 10-digit Triand identifier generated for the teacher by the state. | uniq_emp_id | Alpha | 10 | | 1 |
| | Information – Information pulled for current year fringe benefits. | | | | | |
| FN0060 | Fringe Benefits Title – Description of benefits paid by the district on behalf of employees. | title | Alpha | 30 | | 1 |
| FN0070 | Fringe Benefit Method – Benefit method: N (None P/A (Percent/AMT from Table) R/S (Percent/AMT from employee Record | frng_meth | Alpha | 3 | Table | 1 |
| FN0080 | Fringe Benefit Amount – Amount | frng_amt | Dec | 14,2 | #####.# # | 1 |
| FN0090 | Type – Frequency of payroll cycle. B = Biweekly S = Semimonthly M = Monthly | type | Alpha | 1 | Table | 1 |

STATEWIDE INFORMATION SYSTEM 2014/2015

| ID | Element | DATABASE SCHEMA | | | ES employeesalary | |
|--------|--|-----------------|-------|------|-------------------|-------|
| | | Name | Type | Size | Values | Cycle |
| | Key | | | | | |
| ES0010 | Fiscal Year – The fiscal year that this reporting cycle represents: <i>For the 2014/2015 reporting year fy must be = 25</i> | fy | Num | 2 | Table | 9 |
| ES0020 | Cycle – The reporting cycle for which the data is submitted: 9 =August 31st | cycle | Num | 2 | Table | 9 |
| ES0030 | LEA, District/Coop – Local Education Agency, the unique seven-digit number assigned by the ADE to identify individual county, district, and cooperative. The first two digits represent the county, the second two digits represent the district, and the last three digits represent the individual school, for example: 6001000 60 = Pulaski County 01 = Little Rock School District 000 = N/A (zeroes for district) | lea | Alpha | 7 | Appendix B,D | 9 |
| ES0040 | SSN, Staff – The nine-digit Social Security number of the staff member being identified. | ssn | Alpha | 9 | ##### | 9 |
| ES0045 | State Reporting ID, Staff – The unique 10-digit Triand identifier generated for the teacher the state. | uniq_emp_id | Alpha | 10 | | 9 |
| | Information – Information pulled for current year salaries and benefits. | | | | | |
| ES0050 | Class Title – Description of the employees position. | class_title | Alpha | 30 | | 9 |
| ES0060 | Employee Salary Fund (Budget Unit Information)–The fund code from which the salary is being paid. 1 = Teacher Salary 2 = Operating 3 = Building 6 = Federal 7 = Activity 8 = Food Service | emp_salfd | Alpha | 1 | Table | 9 |
| ES0062 | Source of Funds (Budget Unit Information) – A three-digit number that is the second, third and fourth digits in the 16 digit budget unit that is assigned to restricted revenues to enable the revenues and expenditures to be accounted for by the specific revenue source. | emp_sof | Alpha | 3 | | 9 |
| ES0065 | Function – A four-digit number that is the fifth, sixth, seventh and eighth digits in the 16-digit budget unit that describes an activity being performed when a service is provided or goods are received. | emp_func | Alpha | 4 | | 9 |
| ES0068 | Object – A five-digit account code that is used to describe the service or commodity received as a result of the expenditure. (Only salaries: 61000-61999. (Benefits: 62000-62999) | emp_object | Alpha | 5 | | 9 |
| ES0069 | Location – A three-digit number that is the ninth, tenth and eleventh digits in the 16-digit budget unit that describes the building receiving the benefit of the transaction and is determined by the last three digits of the building LEA number. | emp_location | Alpha | 3 | | 9 |
| ES0070 | Program Code – A program is a plan of activities and procedures designed to accomplish a predetermined objective or set of objectives. Nine broad program areas are identified in the Financial Handbook: regular education, special education, vocational education, other instructional (PK-12), non-public school, adult/continuing education, community/junior college education, community services and enterprise. The program dimension allows agencies to charge program costs, instructional and support, directly to the benefiting program. For example, special education transportation costs are classified to the support services function, transportation, even though they should be charged directly to the special education program. | prog_code | Alpha | 3 | | 9 |
| ES0075 | Employee Salary/Benefits – Total wages paid to employee and total benefits (excluding taxes and TR) paid on behalf of employee. | emp_salary | Num | 8 | ##### | 9 |

DATABASE SCHEMA

FE
financeexp

| ID | Element | Name | Type | Size | Values | Cycle |
|--------|---|----------|-------|------|-----------------|-------|
| | Key | | | | | |
| FE0010 | Fiscal Year – The fiscal year that this reporting cycle represents: <i>For the 2014/2015 reporting year fy must be = 25</i> | fy | Num | 2 | Table | 1,9 |
| FE0020 | Cycle – The reporting cycle for which the data is submitted: 1 =September 30th 9 =August 31st | cycle | Num | 2 | Table | 1,9 |
| FE0030 | LEA, District/Coop – Local Education Agency, the unique seven-digit number assigned by the ADE to identify individual county, district, and cooperative. The first two digits represent the county, the second two digits represent the district, and the last three digits represent the individual school, for example: 6001000 60 = Pulaski County 01 = Little Rock School District 000 = N/A (zeroes for district) | lea | Alpha | 7 | Appendix B/D | 1,9 |
| | Budget Unit | | | | | |
| FE0040 | Fund – A one-digit number that is the first digit in the 16 digit budget unit from 1-8 that represents the set of self-balancing accounts for each of the eight fund classifications of teacher salary fund, operating fund, building fund, debt service fund, capital outlay fund, federal grants fund, activity fund, and food service fund. 1=Teacher Salary Fund 2=Operating Fund 3=Building Fund 4=Debt Service Fund 5=Capital Outlay/Dedicated M&O 6=Federal Grants Fund 7=Activity Fund 8=Food Service Fund | fund | Alpha | 1 | Table | 1,9 |
| FE0050 | Source of Funds – A three-digit number that is the second, third and fourth digits in the 16 digit budget unit that is assigned to restricted revenues to enable the revenues and expenditures to be accounted for by the specific revenue source. | sof | Alpha | 3 | | 1,9 |
| FE0060 | Function – A four-digit number that is the fifth, sixth, seventh and eighth digits in the 16-digit budget unit that describes an activity being performed when a service is provided or goods are received. | function | Alpha | 4 | | 1,9 |
| FE0070 | Object – A five-digit account code that is used to describe the service or commodity received as a result of the expenditure. | object | Alpha | 5 | | 1,9 |
| FE0080 | Location – A three-digit number that is the ninth, tenth and eleventh digits in the 16 digit budget unit that describes the building receiving the benefit of the transaction and is determined by the last three digits of the building LEA number. | location | Alpha | 3 | Appendix C | 1,9 |
| FE0090 | Location Name – Describes the location receiving the benefit of the transaction. | loc_name | Alpha | 30 | | 1,9 |

DATABASE SCHEMA

FE
financeexp

| ID | Element | Name | Type | Size | Values | Cycle |
|--------|--|-----------|-------|------|-------------------|-------|
| | Disbursement | | | | | |
| FE0100 | Program Code – A program is a plan of activities and procedures designed to accomplish a predetermined objective or set of objectives. Nine broad program areas are identified in the Financial Handbook: regular education, special education, vocational education, other instructional (PK-12), non-public school, adult/continuing education, community/junior college education, community services and enterprise. The program dimension allows agencies to charge program costs, instructional and support, directly to the benefiting program. For example, special education transportation costs are classified to the support services function, transportation, even though they should be charged directly to the special education program. | prog_code | Alpha | 3 | | 1,9 |
| FE0120 | Amount of Actual Expenditure – Amount of actual expenditures for the fiscal year. | amt_exp | Dec | 15,2 | ##### #####.## | 9 |
| FE0140 | Amount of Budgeted Expenditure – Amount budgeted for expenditures for current fiscal year. | amt_bud | Dec | 15,2 | ##### #####.## | 1 |

DATABASE SCHEMA

FG
financegen

| ID | Element | Name | Type | Size | Values | Cycle |
|--------|---|-------|-------|------|-----------------|-------|
| | Key | | | | | |
| FG0010 | Fiscal Year – The fiscal year that this reporting cycle represents: For the 2014/2015 reporting year fy must be = 25 | fy | Num | 2 | Table | 1,9 |
| FG0020 | Cycle – The reporting cycle for which the data is submitted: 1 =September 30th 9 = August 31st | cycle | Num | 2 | Table | 1,9 |
| FG0030 | LEA, District/Coop – Local Education Agency, the unique seven-digit number assigned by the ADE to identify individual county, district, and cooperative. The first two digits represent the county, the second two digits represent the district, and the last three digits represent the individual school, for example: 6001000 60 = Pulaski County 01 = Little Rock School District 000 = N/A (zeroes for district) | lea | Alpha | 7 | Appendix B/D | 1,9 |
| | Budget Unit | | | | | |
| FG0040 | Fund – A one-digit number that is the first digit in the 16 digit budget unit from 1-8 that represents the set of self-balancing accounts for each of the eight fund classifications of teacher salary fund, operating fund, building fund, debt service fund, capital outlay fund, federal grants fund, activity fund, and food service fund. 1=Teacher Salary Fund 2=Operating Fund 3=Building Fund 4=Debt Service Fund 5=Capital Outlay/Dedicated M&O 6=Federal Grants Fund 7=Activity Fund 8=Food Service Fund | fund | Alpha | 1 | Table | 1,9 |
| FG0050 | Source of Funds – A three-digit number that is the second, third and fourth digits in the 16 digit budget unit that is assigned to restricted revenues to enable the revenues and expenditures to be accounted for by the specific revenue source. | sof | Alpha | 3 | | 1,9 |

DATABASE SCHEMA

| ID | Element | Name | Type | Size | Values | Cycle |
|--------|---|----------|-------|------|-------------------|-------|
| FG0080 | <p>Object – A five digit account code that is used to describe the assets, liabilities, reserves and fund balance of a fund. Listed below are the code ranges for the program.</p> <p>(g.account >= "01000" AND g.account <= "01059") OR (g.account >= "01110" AND g.account <= "01129") OR (g.account >= "06000" AND g.account <= "07999") OR (g.account >= "01230" AND g.account <= "01510") OR (g.account >= "01580" AND g.account <= "01680") OR (g.account >= "01850" AND g.account <= "01930") OR (g.account = "01140") OR (g.account = "01220") OR (g.account = "01180") OR (g.account = "01210") OR (g.account = "01215") OR (g.account = "01530") OR (g.account = "01710") OR (g.account = "01720") OR (g.account = "01810") OR (g.account = "02110") OR (g.account = "02210") OR (g.account = "02220") OR (g.account = "02310") OR (g.account = "02320") OR (g.account = "02410") OR (g.account = "02420") OR (g.account = "02510") OR (g.account = "02520") OR (g.account = "02710") OR (g.account BETWEEN "04000" AND "05120"))</p> | object | Alpha | 5 | | 1,9 |
| FG0100 | <p>Location – A three-digit number that is the ninth, tenth and eleventh digits in the 16 digit budget unit that describes the building receiving the benefit of the transaction and is determined by the last three digits of the building LEA number.</p> | location | Alpha | 3 | | 1,9 |
| | Disbursement | | | | | |
| FG0120 | <p>Amount Balance – The amount calculated for the prior year with the account ranges 06000-07999 and leaving out the objects designated as fund balance, expenditure control, revenue control, expenditure budget control and revenue budget control.</p> | amt_bal | Dec | 15,2 | ##### #####.## | 9 |
| FG0140 | <p>Amount of Budget – The amount calculated for the current fiscal year with the account ranges 06000-07999 and leaving out the objects designated as fund balance, expenditure control, revenue control, expenditure budget control and revenue budget control.</p> | amt_bud | Dec | 15,2 | ##### #####.## | 1 |

DATABASE SCHEMA

JE
journal_entries

| ID | Element | Name | Type | Size | Values | Cycle |
|--------|--|-----------------|-------|------|--------|-------|
| | Key | | | | | |
| JE0010 | Fiscal Year – <i>The fiscal year that this reporting represents: For the 2014/2015 reporting year fy must be = 25</i> | fy | Num | 2 | Table | 9 |
| JE0020 | Cycle – <i>The reporting cycle for which the data is submitted: 9 = August 31st</i> | cycle | Num | 2 | Table | 9 |
| JE0030 | LEA, District – <i>Local Education Agency, the unique seven-digit number assigned by the ADE to identify individual county, district, schools, cooperatives, and vocational institutions. The first two digits represent the county, the second two digits represent the district, and the last three digits represent the individual school, for example: 6001000 60 = Pulaski County 01 = Little Rock School District 000 = N/A (zeroes for district)</i> | lea | Alpha | 7 | | 9 |
| JE0040 | Financial Period – <i>The financial year (starting July 1st) is divided into 12 periods with a closing period 13. All periods will be pulled in Cycle 9 each year. Period 1 – July Period 2 – August Period 3 – September Period 4 – October Period 5 – November Period 6 – December Period 7 – January Period 8 – February Period 9 – March Period 10 – April Period 11 – May Period 12 – June Period 13 – Closing</i> | finance_period | Alpha | 2 | | 9 |
| JE0050 | Journal Entries – <i>A journal entry, in accounting, is a logging of transactions to the ledger. The journal entry can consist of multiple items, each of which is either a debit or a credit. The total of the debits must equal the total of the credits.</i> | je_nbr | Alpha | 8 | ##### | 9 |
| | General | | | | | |
| JE0060 | Number Of Correcting Journal Entries – <i>This is the number of correcting journal entries for each financial period of the fiscal year.</i> | journal_entries | Num | 6 | ##### | 9 |

| ID | Element | Name | Type | Size | Values | Cycle |
|--------|---|---------|-------|------|--------------|-------|
| | Key | | | | | |
| CD0010 | Fiscal Year – The fiscal year that this reporting cycle represents: For the 2014/2015 reporting year fy must be = 25 | fy | Num | 2 | Table | 8 |
| CD0020 | Cycle – The reporting cycle for which the data is submitted: 8 =July 31 st | cycle | Num | 2 | Table | 8 |
| CD0030 | LEA, District/Coop – Local Education Agency, the unique seven-digit number assigned by the ADE to identify individual county, district, and cooperative. The first two digits represent the county, the second two digits represent the district, and the last three digits represent the individual school, for example: 6001000 60 = Pulaski County 01 = Little Rock School District 000 = N/A (zeroes for district) | lea | Alpha | 7 | Appendix B/D | 8 |
| CD0040 | Reference Number – Enter the reference code from appendix J for the appropriate personnel. | page | Alpha | 4 | Appendix J | 8 |
| CD0050 | Classification Type – Enter the reference code from the table below for the appropriate personnel. C= Classified/Certified Personnel A= Classified/Certified Adult Education | type | Alpha | 1 | Table | 8 |
| CD0060 | Employee ID – Currently the unique 10-digit Triand identifier generated for the teacher by the state. | emp_id | Alpha | 10 | ##### ## | 8 |
| CD0070 | Budget Unit - (Budget Unit Information) – A three-digit number that is the second, third and fourth digits in the 16 digit budget unit that is assigned to restricted revenues to enable the revenues and expenditures to be accounted for by the specific revenue source | unit | Alpha | 16 | | 8 |
| CD0080 | Account - An eight-digit account code that is used to further describe the service or commodity of an expense or a revenue. | account | Alpha | 8 | | 8 |
| CD0090 | Employee First Name | fname | Alpha | 20 | | 8 |
| CD0100 | Employee Last Name | lname | Alpha | 25 | | 8 |
| CD0110 | Gender – The sexual classification of the employee. M = Male F = Female | sex | Alpha | 1 | Table | 8 |
| CD0120 | Total FTE – Total FTE for the employee duties. | fte | Dec | 7,2 | ####.## | 8 |
| CD0130 | Salary – Total contracted salary. | salary | Dec | 10,2 | #####.## | 8 |

| ID | Element | Name | Type | Size | Values | Cycle |
|--------|---|--------------------|-------|------|--------------|-------|
| | Key | | | | | |
| CC0010 | Fiscal Year – The fiscal year that this reporting cycle represents: For the 2014/2015 reporting year fy must be = 25 | fy | Num | 2 | Table | 8 |
| CC0020 | Cycle – The reporting cycle for which the data is submitted: 8 =July 31 st | cycle | Num | 2 | Table | 8 |
| CC0030 | LEA, District/Coop – Local Education Agency, the unique seven-digit number assigned by the ADE to identify individual county, district, and cooperative. The first two digits represent the county, the second two digits represent the district, and the last three digits represent the individual school, for example: 6001000 60 = Pulaski County 01 = Little Rock School District 000 = N/A (zeroes for district) | lea | Alpha | 7 | Appendix B/D | 8 |
| CC0040 | Reference Number – Enter the reference code from appendix J for the appropriate personnel. | page | Alpha | 4 | Appendix J | 8 |
| CC0050 | Classification Type – Enter the reference code from the table below for the appropriate personnel. C= Classified/Certified Personnel A= Classified/Certified Adult Education | type | Alpha | 1 | Table | 8 |
| | Personnel Paid from Operating – General Fund/Source of Fund 2001-2099, 2200-2999 | | | | | |
| CC0060 | Male FTE – Total FTE for male personnel paid from the General Operating Fund. | male_fte_opr_gen | Dec | 7,2 | ####.## | 8 |
| CC0070 | Male Salary – Total salaries for male personnel paid from the General Operating Fund. | male_sal_opr_gen | Dec | 16,2 | #####.## | 8 |
| CC0080 | Female FTE – Total FTE for female personnel paid from the General Operating Fund. | female_fte_opr_gen | Dec | 7,2 | ####.## | 8 |
| CC0090 | Female Salary – Total salaries for female personnel paid from the General Operating Fund. | female_sal_opr_gen | Dec | 16,2 | #####.## | 8 |
| CC0100 | Total FTE – Total FTE for male & female personnel paid from the General Operating Fund. | tot_fte_opr_gen | Dec | 9,2 | #####.## | 8 |
| CC0110 | Total Salary – Total salaries for male & female personnel paid from the General Operating Fund. | tot_sal_opr_gen | Dec | 16,2 | #####.## | 8 |
| | Personnel Paid from the School Food Funds | | | | | |
| CC0120 | Male FTE – Total FTE for male personnel paid from the Food Service Fund. | male_fte_schfd | Dec | 7,2 | ####.## | 8 |
| CC0130 | Male Salary – Total salaries for male personnel paid from the Food Service Fund. | male_sal_schfd | Dec | 16,2 | #####.## | 8 |
| CC0140 | Female FTE – Total FTE for female personnel paid from the Food Service Fund. | female_fte_schfd | Dec | 7,2 | ####.## | 8 |
| CC0150 | Female Salary – Total salaries for female personnel paid from the Food Service Fund. | female_sal_schfd | Dec | 16,2 | #####.## | 8 |
| CC0160 | Total FTE – Total FTE for male & female personnel paid from the Food Service Fund. | tot_fte_schfd | Dec | 9,2 | #####.## | 8 |
| CC0170 | Total Salary – Total salaries for male & female personnel paid from the Food Service Fund. | tot_sal_schfd | Dec | 16,2 | #####.## | 8 |
| | Personnel Paid from the Salary Funds – General Fund/Source of Fund 1001 -1099 and 1200-1999 | | | | | |
| CC0180 | Male FTE – Total FTE for male personnel paid from the General Salary Fund. | male_fte_sal_gen | Dec | 7,2 | ####.## | 8 |
| CC0190 | Male Salary – Total salaries for male personnel paid from the General Salary Fund. | male_sal_sal_gen | Dec | 16,2 | #####.## | 8 |
| CC0200 | Female FTE – Total FTE for female personnel paid from the General Salary Fund. | female_fte_sal_gen | Dec | 7,2 | ####.## | 8 |

| ID | Element | Name | Type | Size | Values | Cycle |
|--------|---|--------------------|------|------|-------------------|-------|
| CC0210 | Female Salary – Total salaries for female personnel paid from the General Salary Fund. | female_sal_sal_gen | Dec | 16,2 | ##### #####.## | 8 |
| CC0220 | Total FTE – Total FTE for male & female personnel paid from the General Salary Fund. | tot_fte_sal_gen | Dec | 9,2 | #####.## | 8 |
| CC0230 | Total Salary – Total salaries for male & female personnel paid from the General Salary Fund. | tot_sal_sal_gen | Dec | 16,2 | ##### #####.## | 8 |
| | Personnel Paid from the Federal Grant Funds | | | | | |
| CC0240 | Male FTE – Total FTE for male personnel paid from the Federal Grants Fund. | male_fte_fed | Dec | 7,2 | ####.## | 8 |
| CC0250 | Male Salary – Total salaries for male personnel paid from the Federal Grants Fund. | male_sal_fed | Dec | 16,2 | ##### #####.## | 8 |
| CC0260 | Female FTE – Total FTE for female personnel paid from the Federal Grants Fund. | female_fte_fed | Dec | 7,2 | ####.## | 8 |
| CC0270 | Female Salary – Total salaries for female personnel paid from the Federal Grants Fund. | female_sal_fed | Dec | 16,2 | ##### #####.## | 8 |
| CC0280 | Total FTE – Total FTE for male & female personnel paid from the Federal Grants Fund. | tot_fte_fed | Dec | 9,2 | #####.## | 8 |
| CC0290 | Total Salary – Total salaries for male & female personnel paid from the Federal Grants Fund. | tot_sal_fed | Dec | 16,2 | ##### #####.## | 8 |
| | Personnel Paid from Operating – Matrix Fund/Source of Fund 2000, 2100-2199 | | | | | |
| CC0300 | Male FTE – Total FTE for male personnel paid from the Matrix Operating Fund. | male_fte_opr_mat | Dec | 7,2 | ####.## | 8 |
| CC0310 | Male Salary – Total salaries for male personnel paid from the Matrix Operating Fund. | male_sal_opr_mat | Dec | 16,2 | ##### #####.## | 8 |
| CC0320 | Female FTE – Total FTE for female personnel paid from the Matrix Operating Fund. | female_fte_opr_mat | Dec | 7,2 | ####.## | 8 |
| CC0330 | Female Salary – Total salaries for female personnel paid from the Matrix Operating Fund. | female_sal_opr_mat | Dec | 16,2 | ##### #####.## | 8 |
| CC0340 | Total FTE – Total FTE for male & female personnel paid from the Matrix Operating Fund. | tot_fte_opr_mat | Dec | 9,2 | #####.## | 8 |
| CC0350 | Total Salary – Total salaries for male & female personnel paid from the Matrix Operating Fund. | tot_sal_opr_mat | Dec | 16,2 | ##### #####.## | 8 |
| | Personnel Paid from the Salary Funds – Matrix Fund/Source of Fund 1000, 1100-1199 | | | | | |
| CC0370 | Male FTE – Total FTE for male personnel paid from the Matrix Salary Fund. | male_fte_sal_mat | Dec | 7,2 | ####.## | 8 |
| CC0380 | Male Salary – Total salaries for male personnel paid from the Matrix Salary Fund. | male_sal_sal_mat | Dec | 16,2 | ##### #####.## | 8 |
| CC0390 | Female FTE – Total FTE for female personnel paid from the Matrix Salary Fund. | female_fte_sal_mat | Dec | 7,2 | ####.## | 8 |
| CC0400 | Female Salary – Total salaries for female personnel paid from the Matrix Salary Fund. | female_sal_sal_mat | Dec | 16,2 | ##### #####.## | 8 |
| CC0410 | Total FTE – Total FTE for male & female personnel paid from the Matrix Salary Fund. | tot_fte_sal_mat | Dec | 9,2 | #####.## | 8 |
| CC0420 | Total Salary – Total salaries for male & female personnel paid from the Matrix Salary Fund. | tot_sal_sal_mat | Dec | 16,2 | ##### #####.## | 8 |

DATABASE SCHEMA

PO
pgmothag

| ID | Element | Name | Type | Size | Values | Cycle |
|--------|---|------------|-------|------|-------------------|-------|
| | Key | | | | | |
| PO0010 | Fiscal Year – The fiscal year that this reporting cycle represents: For the 2014/2015 reporting year fy must be = 25 | fy | Num | 2 | Table | 9 |
| PO0020 | Cycle – The reporting cycle for which the data is submitted: 9 =August 31st | cycle | Num | 2 | Table | 9 |
| PO0030 | LEA, District/Coop – Local Education Agency, the unique seven-digit number assigned by the ADE to identify individual county, district, and cooperative. The first two digits represent the county, the second two digits represent the district, and the last three digits represent the individual school, for example: 6001000 60 = Pulaski County 01 = Little Rock School District 000 = N/A (zeroes for district) | lea | Alpha | 7 | Appendix B/D | 9 |
| | Complete the following if, your district, education cooperative, etc. receives and disburses program funding on behalf of other agencies; OR other agencies receive and disburse program funding on behalf of your district, education cooperative, etc. | | | | | |
| PO0035 | District Type: L) Lead District – Fund programs on behalf of other agencies/districts R) Receiving District – Other agencies or districts fund programs for the benefit of the receiving district. | dist_type | Alpha | 1 | Table | 9 |
| PO0040 | Program Fund: A) Operating B) Federal Grants | pgm_fd | Alpha | 1 | Table | 9 |
| PO0050 | Type of program: (Area Vocational Centers, Special Education, etc. for state funds OR Title I Regular, Title I Migrant, Special Education, etc. for federal funds) | pgm_type | Alpha | 30 | | 9 |
| | Expenditures | | | | | |
| PO0060 | Total Net Amount of Expenditures – If this is a “Lead District”, list the net amount of actual expenditures by the District on behalf of the other agencies. If this is a “Receiving District” in District type, list the net amount of actual expenditures funded by other agencies. | pgmfds_act | Dec | 15,2 | ##### #####.## | 9 |
| PO0070 | Total Net Amount of Budgeted Expenditures – If this is a “Lead District” in District Type, list the net amount of actual budgeted expenditures by the District on behalf of the other agencies. If this is a “Receiving District” in District Type, list the net amount of actual budgeted expenditures funded by other agencies. | pgmfds_est | Dec | 15,2 | ##### #####.## | 9 |

DATABASE SCHEMA

PV
propertyvalues

| ID | Element | Name | Type | Size | Value | Cycle |
|--------|---|---------------|-------|------|------------------|-------|
| | Key | | | | | |
| PV0010 | Fiscal Year – The fiscal year that this reporting cycle represents: For the 2014/2015 reporting year fy must be = 25 | fy | Num | 2 | Table | 9 |
| PV0020 | Cycle – The reporting cycle for which the data is submitted: 9 =August 31st | cycle | Num | 2 | Table | 9 |
| PV0030 | LEA, District/Coop – Local Education Agency, the unique seven-digit number assigned by the ADE to identify individual county, district, and cooperative. The first two digits represent the county, the second two digits represent the district, and the last three digits represent the individual school, for example: 6001000 60 = Pulaski County 01 = Little Rock School District 000 = N/A (zeroes for district) | lea | Alpha | 7 | Appendix B/D | 9 |
| | Property Value Information | | | | | |
| PV0050 | Appraised Value of all Buildings – The market value of all buildings. Appraised value as of June 30 th of each fiscal year. | app_bldgs | Dec | 15,2 | ##### ####.## | 9 |
| PV0060 | Appraised Value of all Furniture and Equipment – The market value of all furniture and equipment. Appraised value as of June 30 th of each fiscal year. | app_fur equip | Dec | 15,2 | ##### ####.## | 9 |
| PV0070 | Appraised Value of all Real Estate – The market value of all real property. Appraised value as of June 30 th of each fiscal year. | app_realest | Dec | 15,2 | ##### ####.## | 9 |
| PV0080 | Total Appraised Value – The combined total of the market value of the building, all furniture and equipment, and all real estate (LAND). (Value of Buildings, Furniture, Equipment and Land = TOTAL APPRAISED VALUE) | app_total | Dec | 15,2 | ##### ####.## | 9 |
| PV0090 | Total Insurance Carried on Property – The amount of insurance coverage for all real and personal property (Buildings, Furniture, and Equipment). Real Estate (Land) is not insurable...Thus, total insurance will not equal total appraised value. | ins_prop | Dec | 15,2 | ##### ####.## | 9 |

DATABASE SCHEMA

FR
financerev

| ID | Element | Name | Type | Size | Values | Cycle |
|--------|---|----------|--------|------|-----------------|-------|
| | Key | | | | | |
| FR0010 | Fiscal Year – The fiscal year that this reporting cycle represents: For the 2014/2015 reporting year fy must be = 25 | fy | Num | 2 | Table | 1,9 |
| FR0020 | Cycle – The reporting cycle for which the data is submitted: 1 =September 30 th 9 =August 31 st | cycle | Num | 2 | Table | 1,9 |
| FR0030 | LEA, District/Coop – Local Education Agency, the unique seven-digit number assigned by the ADE to identify individual county, district, and cooperative. The first two digits represent the county, the second two digits represent the district, and the last three digits represent the individual school, for example: 6001000 60 = Pulaski County 01 = Little Rock School District 000 = N/A (zeroes for district) | lea | Alpha | 7 | Appendix B/D | 1,9 |
| | Budget Unit | | | | | |
| FR0040 | Fund – A one-digit number that is the first digit in the 16 digit budget unit from 1-8 that represents the set of self-balancing accounts for each of the eight fund classifications of teacher salary fund, operating fund, building fund, debt service fund, capital outlay fund, federal grants fund, activity fund, and food service fund. 1=Teacher Salary Fund 2=Operating Fund 3=Building Fund 4=Debt Service Fund 5=Capital Outlay/Dedicated M&O 6=Federal Grants Fund 7=Activity Fund 8=Food Service Fund | fund | Alpha | 1 | Table | 1,9 |
| FR0050 | Source of Funds – A three-digit number that is the second, third and fourth digits in the 16 digit budget unit that is assigned to restricted revenues to enable the revenues and expenditures to be accounted for by the specific revenue source. | sof | Alpha | 3 | | 1,9 |
| FR0060 | Object – A five-digit account code that is used to describe the service or commodity received as a result of the revenue. | object | Alpha | 5 | | 1,9 |
| FR0080 | Location – A three-digit number that is the ninth, tenth and eleventh digits in the 16 digit budget unit that describes the building receiving the benefit of the transaction and is determined by the last three digits of the building LEA number. | location | Alphak | 3 | Appendix C | 1,9 |
| FR0090 | Location Name – Describes the location receiving the benefit of the transaction. | loc_name | Alpha | 30 | | 1,9 |
| | Revenue | | | | | |
| FR0120 | Amount Actually Received – Amount actually received for prior fiscal year. | amt_rec | Dec | 15,2 | ##### ##.## | 9 |
| FR0140 | Amount of Budgeted Revenue – Budgeted amount of projected revenue for current fiscal year. | amt_bud | Dec | 15,2 | ##### ##.## | 1 |

STATEWIDE INFORMATION SYSTEM 2014/2015

DATABASE SCHEMA

SL
salrang

| ID | Element | Name | Type | Size | Values | Cycle |
|--------|---|---------|-------|------|--------------|-------|
| | Key | | | | | |
| SL0010 | Fiscal Year – The fiscal year that this reporting cycle represents: For the 2043/2015 reporting year fy must be = 25 | fy | Num | 2 | Table | 1 |
| SL0020 | Cycle – The reporting cycle for which the data is submitted: 1 = September 30th | cycle | Num | 2 | Table | 1 |
| SL0030 | LEA, District/Coop – Local Education Agency, the unique seven-digit number assigned by the ADE to identify individual county, district, and cooperative. The first two digits represent the county, the second two digits represent the district, and the last three digits represent the individual school, for example: 6001000 60 = Pulaski County 01 = Little Rock School District 000 = N/A (zeroes for district) | lea | Alpha | 7 | Appendix B/D | 1 |
| SL0040 | Code – Code identifying this salary schedule. | code | Alpha | 10 | | 1 |
| SL0050 | Range – Identifies a single range in a schedule. | range | Alpha | 10 | | 1 |
| | Information – Information pulled for current year salary range . | | | | | |
| SL0060 | Description –Description of the range for the range and schedule defined in the range field: examples: BS, MA + 15, PHD. | desc | Alpha | 30 | | 1 |
| SL0070 | Step 1 – Incremental Salary. | step_1 | Dec | 8,2 | #####.## | 1 |
| SL0071 | Step 2 – Incremental Salary. | step_2 | Dec | 8,2 | #####.## | 1 |
| SL0072 | Step 3 – Incremental Salary. | step_3 | Dec | 8,2 | #####.## | 1 |
| SL0073 | Step 4 – Incremental Salary. | step_4 | Dec | 8,2 | #####.## | 1 |
| SL0074 | Step 5 – Incremental Salary. | step_5 | Dec | 8,2 | #####.## | 1 |
| SL0075 | Step 6 – Incremental Salary. | step_6 | Dec | 8,2 | #####.## | 1 |
| SL0076 | Step 7 – Incremental Salary. | step_7 | Dec | 8,2 | #####.## | 1 |
| SL0077 | Step 8 – Incremental Salary. | step_8 | Dec | 8,2 | #####.## | 1 |
| SL0078 | Step 9 – Incremental Salary. | step_9 | Dec | 8,2 | #####.## | 1 |
| SL0079 | Step 10 – Incremental Salary. | step_10 | Dec | 8,2 | #####.## | 1 |
| SL0080 | Step 11 – Incremental Salary. | step_11 | Dec | 8,2 | #####.## | 1 |
| SL0081 | Step 12 – Incremental Salary. | step_12 | Dec | 8,2 | #####.## | 1 |
| SL0082 | Step 13 – Incremental Salary. | step_13 | Dec | 8,2 | #####.## | 1 |
| SL0083 | Step 14 – Incremental Salary. | step_14 | Dec | 8,2 | #####.## | 1 |
| SL0084 | Step 15 – Incremental Salary. | step_15 | Dec | 8,2 | #####.## | 1 |
| SL0085 | Step 16 – Incremental Salary. | step_16 | Dec | 8,2 | #####.## | 1 |
| SL0086 | Step 17 – Incremental Salary. | step_17 | Dec | 8,2 | #####.## | 1 |
| SL0087 | Step 18 – Incremental Salary. | step_18 | Dec | 8,2 | #####.## | 1 |
| SL0088 | Step 19 – Incremental Salary. | step_19 | Dec | 8,2 | #####.## | 1 |
| SL0089 | Step 20 – Incremental Salary. | step_20 | Dec | 8,2 | #####.## | 1 |
| SL0090 | Step 21 – Incremental Salary. | step_21 | Dec | 8,2 | #####.## | 1 |
| SL0091 | Step 22 – Incremental Salary. | step_22 | Dec | 8,2 | #####.## | 1 |
| SL0092 | Step 23 – Incremental Salary. | step_23 | Dec | 8,2 | #####.## | 1 |
| SL0093 | Step 24 – Incremental Salary. | step_24 | Dec | 8,2 | #####.## | 1 |
| SL0094 | Step 25 – Incremental Salary. | step_25 | Dec | 8,2 | #####.## | 1 |
| SL0095 | Step 26 – Incremental Salary. | step_26 | Dec | 8,2 | #####.## | 1 |
| SL0096 | Step 27 – Incremental Salary. | step_27 | Dec | 8,2 | #####.## | 1 |
| SL0097 | Step 28 – Incremental Salary. | step_28 | Dec | 8,2 | #####.## | 1 |
| SL0098 | Step 29 – Incremental Salary. | step_29 | Dec | 8,2 | #####.## | 1 |
| SL0099 | Step 30 – Incremental Salary. | step_30 | Dec | 8,2 | #####.## | 1 |
| SL0100 | Step 31 – Incremental Salary. | step_31 | Dec | 8,2 | #####.## | 1 |
| SL0101 | Step 32 – Incremental Salary. | step_32 | Dec | 8,2 | #####.## | 1 |
| SL0102 | Step 33 – Incremental Salary. | step_33 | Dec | 8,2 | #####.## | 1 |
| SL0103 | Step 34 – Incremental Salary. | step_34 | Dec | 8,2 | #####.## | 1 |
| SL0104 | Step 35 – Incremental Salary. | step_35 | Dec | 8,2 | #####.## | 1 |

DATABASE SCHEMA

| ID | Element | Name | Type | Size | Values | Cycle |
|--------|-------------------------------|---------|------|------|----------|-------|
| SL0105 | Step 36 – Incremental Salary. | step_36 | Dec | 8,2 | #####.## | 1 |
| SL0106 | Step 37 – Incremental Salary. | step_37 | Dec | 8,2 | #####.## | 1 |
| SL0107 | Step 38 – Incremental Salary. | step_38 | Dec | 8,2 | #####.## | 1 |
| SL0108 | Step 39 – Incremental Salary. | step_39 | Dec | 8,2 | #####.## | 1 |
| SL0109 | Step 40 – Incremental Salary. | step_40 | Dec | 8,2 | #####.## | 1 |
| SL0110 | Step 41 – Incremental Salary. | step_41 | Dec | 8,2 | #####.## | 1 |
| SL0111 | Step 42 – Incremental Salary. | step_42 | Dec | 8,2 | #####.## | 1 |
| SL0112 | Step 43 – Incremental Salary. | step_43 | Dec | 8,2 | #####.## | 1 |
| SL0113 | Step 44 – Incremental Salary. | step_44 | Dec | 8,2 | #####.## | 1 |
| SL0114 | Step 45 – Incremental Salary. | step_45 | Dec | 8,2 | #####.## | 1 |
| SL0115 | Step 46 – Incremental Salary. | step_46 | Dec | 8,2 | #####.## | 1 |
| SL0116 | Step 47 – Incremental Salary. | step_47 | Dec | 8,2 | #####.## | 1 |
| SL0117 | Step 48 – Incremental Salary. | step_48 | Dec | 8,2 | #####.## | 1 |
| SL0118 | Step 49 – Incremental Salary. | step_49 | Dec | 8,2 | #####.## | 1 |
| SL0119 | Step 50 – Incremental Salary. | step_50 | Dec | 8,2 | #####.## | 1 |
| SL0120 | Step 51 – Incremental Salary. | step_51 | Dec | 8,2 | #####.## | 1 |
| SL0121 | Step 52 – Incremental Salary. | step_52 | Dec | 8,2 | #####.## | 1 |
| SL0122 | Step 53 – Incremental Salary. | step_53 | Dec | 8,2 | #####.## | 1 |
| SL0123 | Step 54 – Incremental Salary. | step_54 | Dec | 8,2 | #####.## | 1 |
| SL0124 | Step 55 – Incremental Salary. | step_55 | Dec | 8,2 | #####.## | 1 |
| SL0125 | Step 56 – Incremental Salary. | step_56 | Dec | 8,2 | #####.## | 1 |
| SL0126 | Step 57 – Incremental Salary. | step_57 | Dec | 8,2 | #####.## | 1 |
| SL0127 | Step 58 – Incremental Salary. | step_58 | Dec | 8,2 | #####.## | 1 |
| SL0128 | Step 59 – Incremental Salary. | step_59 | Dec | 8,2 | #####.## | 1 |
| SL0129 | Step 60 – Incremental Salary. | step_60 | Dec | 8,2 | #####.## | 1 |
| SL0130 | Step 61 – Incremental Salary. | step_61 | Dec | 8,2 | #####.## | 1 |
| SL0131 | Step 62 – Incremental Salary. | step_62 | Dec | 8,2 | #####.## | 1 |
| SL0132 | Step 63 – Incremental Salary. | step_63 | Dec | 8,2 | #####.## | 1 |
| SL0133 | Step 64 – Incremental Salary. | step_64 | Dec | 8,2 | #####.## | 1 |
| SL0134 | Step 65 – Incremental Salary. | step_65 | Dec | 8,2 | #####.## | 1 |
| SL0135 | Step 66 – Incremental Salary. | step_66 | Dec | 8,2 | #####.## | 1 |
| SL0136 | Step 67 – Incremental Salary. | step_67 | Dec | 8,2 | #####.## | 1 |
| SL0137 | Step 68 – Incremental Salary. | step_68 | Dec | 8,2 | #####.## | 1 |
| SL0138 | Step 69 – Incremental Salary. | step_69 | Dec | 8,2 | #####.## | 1 |
| SL0139 | Step 70 – Incremental Salary. | step_70 | Dec | 8,2 | #####.## | 1 |
| SL0140 | Step 71 – Incremental Salary. | step_71 | Dec | 8,2 | #####.## | 1 |
| SL0141 | Step 72 – Incremental Salary. | step_72 | Dec | 8,2 | #####.## | 1 |
| SL0142 | Step 73 – Incremental Salary. | step_73 | Dec | 8,2 | #####.## | 1 |
| SL0143 | Step 74 – Incremental Salary. | step_74 | Dec | 8,2 | #####.## | 1 |
| SL0144 | Step 75 – Incremental Salary. | step_75 | Dec | 8,2 | #####.## | 1 |
| SL0145 | Step 76 – Incremental Salary. | step_76 | Dec | 8,2 | #####.## | 1 |
| SL0146 | Step 77 – Incremental Salary. | step_77 | Dec | 8,2 | #####.## | 1 |
| SL0147 | Step 78 – Incremental Salary. | step_78 | Dec | 8,2 | #####.## | 1 |
| SL0148 | Step 79 – Incremental Salary. | step_79 | Dec | 8,2 | #####.## | 1 |
| SL0149 | Step 80 – Incremental Salary. | step_80 | Dec | 8,2 | #####.## | 1 |
| SL0150 | Step 81 – Incremental Salary. | step_81 | Dec | 8,2 | #####.## | 1 |
| SL0151 | Step 82 – Incremental Salary. | step_82 | Dec | 8,2 | #####.## | 1 |
| SL0152 | Step 83 – Incremental Salary. | step_83 | Dec | 8,2 | #####.## | 1 |
| SL0153 | Step 84 – Incremental Salary. | step_84 | Dec | 8,2 | #####.## | 1 |
| SL0155 | Step 85 – Incremental Salary. | step_85 | Dec | 8,2 | #####.## | 1 |
| SL0156 | Step 86 – Incremental Salary. | step_86 | Dec | 8,2 | #####.## | 1 |
| SL0157 | Step 87 – Incremental Salary. | step_87 | Dec | 8,2 | #####.## | 1 |
| SL0158 | Step 88 – Incremental Salary. | step_88 | Dec | 8,2 | #####.## | 1 |

DATABASE SCHEMA

SL
salrang

| ID | Element | Name | Type | Size | Values | Cycle |
|--------|---|---------|------|------|----------|-------|
| SL0159 | Step 89 – <i>Incremental Salary.</i> | step_89 | Dec | 8,2 | #####.## | 1 |
| SL0160 | Step 90 – <i>Incremental Salary.</i> | step_90 | Dec | 8,2 | #####.## | 1 |
| SL0161 | Step 91 – <i>Incremental Salary.</i> | step_91 | Dec | 8,2 | #####.## | 1 |
| SL0162 | Step 92 – <i>Incremental Salary.</i> | step_92 | Dec | 8,2 | #####.## | 1 |
| SL0163 | Step 93 – <i>Incremental Salary.</i> | step_93 | Dec | 8,2 | #####.## | 1 |
| SL0164 | Step 94 – <i>Incremental Salary.</i> | step_94 | Dec | 8,2 | #####.## | 1 |
| SL0165 | Step 95 – <i>Incremental Salary.</i> | step_95 | Dec | 8,2 | #####.## | 1 |
| SL0166 | Step 96 – <i>Incremental Salary.</i> | step_96 | Dec | 8,2 | #####.## | 1 |
| SL0167 | Step 97 – <i>Incremental Salary.</i> | step_97 | Dec | 8,2 | #####.## | 1 |
| SL0168 | Step 98 – <i>Incremental Salary.</i> | step_98 | Dec | 8,2 | #####.## | 1 |
| SL0169 | Step 99 – <i>Incremental Salary.</i> | step_99 | Dec | 8,2 | #####.## | 1 |

DATABASE SCHEMA

SA
salsched

| ID | Element | Name | Type | Size | Values | Cycle |
|--------|--|-------------|-------|------|-----------------|-------|
| | Key | | | | | |
| SA0010 | Fiscal Year – <i>The fiscal year that this reporting cycle represents: For the 2014/2015 reporting year fy must be = 25</i> | fy | Num | 2 | Table | 1 |
| SA0020 | Cycle – <i>The reporting cycle for which the data is submitted: 1 = September 30th</i> | cycle | Num | 2 | Table | 1 |
| SA0030 | LEA, District/Coop – <i>Local Education Agency, the unique seven-digit number assigned by the ADE to identify individual county, district, and cooperative. The first two digits represent the county, the second two digits represent the district, and the last three digits represent the individual school, for example: 6001000 60 = Pulaski County 01 = Little Rock School District 000 = N/A (zeroes for district)</i> | lea | Alpha | 7 | Appendix B/D | 1 |
| SA0040 | Code – <i>Code identifying this salary schedule.</i> | code | Alpha | 10 | | 1 |
| | Information – <i>Information pulled for current year salary schedule.</i> | | | | | |
| SA0050 | Description – <i>Description of salary schedule.</i> | desc | Alpha | 30 | | 1 |
| SA0060 | Hourly or Salary Flag – <i>Schedule type flag: H (Hourly) S (Salary)</i> | hs_flag | Alpha | 1 | | 1 |
| SA0070 | Maximum Number of Steps – <i>Maximum of steps allowed on the schedule.</i> | max_step | Num | 2 | ## | 1 |
| SA0080 | Number of Ranges – <i>Number of ranges with this schedule.</i> | num_ranges | Num | 3 | ### | 1 |
| SA0090 | Days Worked – <i>Number of contract days in the employee's contract year.</i> | days_worked | Dec | 6,2 | ####.## | 1 |
| SA0100 | Hours Per Day – <i>Hours per day employee will work under this schedule.</i> | hours_day | Dec | 6,2 | ####.## | 1 |

STATEWIDE INFORMATION SYSTEM 2014/2015

DATABASE SCHEMA

VE
vendor_sip

| ID | Element | Name | Type | Size | Values | Cycle |
|--------|--|----------|---------|------|---------------|-------|
| | Key | | | | | |
| VE0010 | Fiscal Year – <i>The fiscal year that this reporting cycle represents: For the 2014/2015 reporting year fy must be = 25</i> | fy | Num | 2 | Table | 9 |
| VE0020 | Cycle – <i>The reporting cycle for which the data is submitted: 9 = August 31st</i> | cycle | Num | 2 | Table | 9 |
| VE0030 | LEA, District – <i>Local Education Agency, the unique seven-digit number assigned by the ADE to identify individual county, district, schools, cooperatives, and vocational institutions. The first two digits represent the county, the second two digits represent the district, and the last three digits represent the individual school, for example: 6001000 60 = Pulaski County 01 = Little Rock School District 000 = N/A (zeroes for district)</i> | lea | Alpha | 7 | Appendix B | 9 |
| VE0040 | Vendor Number – <i>The vendor identification number.</i> | ven_id | Alpha | 8 | | 9 |
| | ID Information | | | | | |
| VE0050 | Vendor Name | ven_name | Alpha | 35 | | 9 |
| | Address, Mailing – <i>The street name and building number or PO box where vendor mail is received.</i> | | | | | |
| VE0060 | Address One | addr_1 | Alpha | 30 | | 9 |
| VE0070 | Address Two | addr_2 | Alpha | 30 | | 9 |
| VE0080 | City | city | Alpha | 20 | | 9 |
| VE0090 | State | state | Alpha | 2 | | 9 |
| VE0100 | Zip | zip | Num | 10 | | 9 |
| | General | | | | | |
| VE0110 | Vendor payment - Year-to-date | paid_ytd | decimal | 12,2 | | 9 |
| VE0120 | Comment | comment | Alpha | 8 | | 9 |

DATABASE SCHEMA

| ID | Element | Name | Type | Size | ses_provider | |
|--------|---|----------|-------|------|------------------|-------|
| | | | | | Values | Cycle |
| | Key | | | | | |
| SE0010 | Fiscal Year – The fiscal year that this reporting cycle represents: For the 2014/2015 reporting year fy must be = 25 | fy | Num | 2 | Table | 9 |
| SE0020 | Cycle – The reporting cycle for which the data is submitted: 9 = August 31st | cycle | Num | 2 | Table | 9 |
| SE0030 | LEA, District – Local Education Agency, the unique seven-digit number assigned by the ADE to identify individual county, district, schools, cooperatives, and vocational institutions. The first two digits represent the county, the second two digits represent the district, and the last three digits represent the individual school, for example: 6001000 60 = Pulaski County 01 = Little Rock School District 000 = N/A (zeroes for district) | lea | Alpha | 7 | Appendix B | 9 |
| SE0040 | SES State-Approved Provider Code – A Supplemental Educational Services Provider whose application to provide services is approved for the current year can be found on the following web page www.apscn.org . | ses_code | Num | 4 | Table | 9 |
| | General | | | | | |
| SE0050 | SES State-approved Provider Name – A Supplemental Educational Services provider whose application to provide services is approved for the current year. | ses_name | Alpha | 40 | Table | 9 |
| SE0060 | SES Expenditure – Payments to individual SES providers for purchased/contracted service, not including adjustments. | ses_exp | Dec | 16,2 | ##### ####.## | 9 |
| SE0070 | SES Revenue/Reimbursement – Payments received from or adjustments applied to, individual SES providers including facilities rental fees, reimbursement for security/housekeeping staff, food services, transportation, etc. | ses_rev | Dec | 16,2 | ##### ####.## | 9 |

STATEWIDE INFORMATION SYSTEM 2014/2015

| ID | Element | DATABASE SCHEMA | | | UP | |
|--------|--|-----------------|-------|------|-----------------|-------|
| | | Name | Type | Size | Values | Cycle |
| | Key | | | | | |
| UP0010 | Fiscal Year – The fiscal year that this reporting cycle represents: For the 2014/2015 reporting year fy must be = 25 | fy | Num | 2 | Table | 9 |
| UP0020 | Cycle – The reporting cycle for which the data is submitted: 9 = August 31 st | cycle | Num | 2 | Table | 9 |
| UP0030 | LEA, District/Coop – Local Education Agency, the unique seven-digit number assigned by the ADE to identify individual county, district, and cooperative. The first two digits represent the county, the second two digits represent the district, and the last three digits represent the individual school, for example: 6001000 60 = Pulaski County 01 = Little Rock School District 000 = N/A (zeroes for district) | lea | Alpha | 7 | Appendix B/D | 9 |
| | Underpayments to certified personnel: | | | | | |
| UP0040 | Underpayment Fiscal Year – Enter the fiscal year for which the underpayment was paid. | underpymt_yr | Alpha | 4 | | 9 |
| UP0050 | SSN, Staff – The nine-digit Social Security number of the staff member being identified. | ssn | Alpha | 9 | | 9 |
| UP0055 | State Reporting ID, Staff – The unique 10-digit Triand identifier generated for the teacher by the state. | uniq_emp_id | Alpha | 10 | ##### ## | 9 |
| UP0060 | Employee Salary Fund (Budget Unit Information) –The fund code from which the salary is being paid. 1 = Teacher Salary 2 = Operating 3 = Building 6 = Federal 7 = Activity 8 = Food Service | emp_salfd | Alpha | 1 | Table | 9 |
| UP0062 | Source of Funds (Budget Unit Information) – A three-digit number that is the second, third and fourth digits in the 16 digit budget unit that is assigned to restricted revenues to enable the revenues and expenditures to be accounted for by the specific revenue source. | emp_sof | Alpha | 3 | | 9 |
| UP0065 | Function – A four-digit number that is the fifth, sixth, seventh and eighth digits in the 16-digit budget unit that describes an activity being performed when a service is provided or goods are received. | emp_func | Alpha | 4 | | 9 |
| UP0068 | Object – A five-digit account code that is used to describe the service or commodity received as a result of the expenditure. | emp_object | Alpha | 5 | | 9 |
| UP0069 | Location – A three-digit number that is the ninth, tenth and eleventh digits in the 16-digit budget unit that describes the building receiving the benefit of the transaction and is determined by the last three digits of the building LEA number. | emp_location | Alpha | 3 | | 9 |
| UP0075 | Program Code – A program is a plan of activities and procedures designed to accomplish a predetermined objective or set of objectives. Nine broad program areas are identified in the Financial Handbook: regular education, special education, vocational education, other instructional (PK-12), non-public school, adult/continuing education, community/junior college education, community services and enterprise. The program dimension allows agencies to charge program costs, instructional and support, directly to the benefiting program. For example, special education transportation costs are classified to the support services function, transportation, even though they should be charged directly to the special education program. | prog_code | Alpha | | | 9 |
| | General | | | | | |
| UP0080 | Underpayment Amount – The actual total amount paid for each prior fiscal year underpayment. | underpymt_amt | Dec | 15,2 | ##### ##.## | 9 |

DATABASE SCHEMA

AE
equitycomp

| ID | Element | Name | Type | Size | Values | Cycle |
|--------|---|----------------|-------|------|---------------|-------|
| | Key | | | | | |
| AE0010 | Fiscal Year – The fiscal year that this reporting cycle represents: For the 2043/2015 reporting year fy must be = 25 | fy | Num | 2 | Table | 2 |
| AE0020 | Cycle – The reporting cycle for which the data is submitted: 2 = October 15 th | cycle | Num | 2 | Table | 2 |
| AE0030 | LEA, District – Local Education Agency, the unique seven-digit number assigned by the ADE to identify individual county, district, schools, cooperatives, and vocational institutions. The first two digits represent the county, the second two digits represent the district, and the last three digits represent the individual school, for example: 6001000 60 = Pulaski County 01 = Little Rock School District 000 = N/A (zeroes for district) | lea | Alpha | 7 | Appendix B | 2 |
| | General | | | | | |
| AE0155 | Equity Self-Evaluation Process – Is there a district Equity Self-Evaluation process used annually to determine if the district complies with Standard I, Civil Rights Laws of 1964, Title VI, Title IX and Section 504? | self_eval | Alpha | 1 | Y/N | 2 |
| AE0160 | Non-discrimination Policy – Is the district's non-discrimination policy posted in all of the district's facilities and included in all handbooks, application forms, recruitment materials and public media? | non_discrim | Alpha | 1 | Y/N | 2 |
| AE0165 | Alleviate Inequities – Are strategies to alleviate inequities included in the school improvement plans, and do these strategies comply with state and federal regulations? | allev_inequ | Alpha | 1 | Y/N | 2 |
| AE0170 | Diversity of District – Do all committees and staff reflect the diversity of the district's population? | diversity_dist | Alpha | 1 | Y/N | 2 |
| AE0175 | Staff Development – Is staff development needed for a better understanding of state and federal regulations? | staff_dev | Alpha | 1 | Y/N | 2 |

DATABASE SCHEMA

| ID | Element | Name | Type | Size | Values | Cycle |
|--------|---|---------------|-------|------|---------------|-------|
| | Key | | | | | |
| AD0010 | Fiscal Year – The fiscal year that this reporting cycle represents: For the 2014/2015 reporting year fy must be = 25 | fy | Num | 2 | Table | 2 |
| AD0020 | Cycle – The reporting cycle for which the data is submitted: 2 = October 15 th | cycle | Num | 2 | Table | 2 |
| AD0030 | LEA, District – Local Education Agency, the unique seven-digit number assigned by the ADE to identify individual county, district, schools, cooperatives, and vocational institutions. The first two digits represent the county, the second two digits represent the district, and the last three digits represent the individual school, for example: 6001000 60 = Pulaski County 01 = Little Rock School District 000 = N/A (zeroes for district) | lea | Alpha | 7 | Appendix B | 2 |
| | General | | | | | |
| | Section 504 of the Rehabilitation Act of 1973, and the Americans with Disabilities Act of 1991, states: "No otherwise qualified handicapped individuals...shall, solely by reason of their handicap, be excluded from participation in, be denied the benefit of or be subjected to discrimination under any program or activity receiving federal financial assistance." | | | | | |
| AD0155 | Non-Discrimination – Does the district comply with notice of non-discrimination? | non_discim | Alpha | 1 | Y/N | 2 |
| AD0160 | Equal Education Opportunities – Does the district provide appropriate provisions for children who have been identified with disabling conditions under Section 504, to ensure equal educational opportunities? | equal_edu | Alpha | 1 | Y/N | 2 |
| AD0165 | Equitable Access – Has the district taken appropriate steps to notify students, parents and the general public of its duty to assure equitable access to educational programs? | equit_access | Alpha | 1 | Y/N | 2 |
| AD0170 | Notification of Rights – Are appropriate steps taken when notifying parents of their rights, and students when applicable? | notify_rights | Alpha | 1 | Y/N | 2 |
| AD0175 | Child-find – Is Child-find in place to identify students with disabilities who do not qualify for services under the Individuals with Disabilities Education Act? | child_find | Alpha | 1 | Y/N | 2 |
| AD0180 | Modifications and Accommodations – Are modifications and accommodations for Section 504 students developed in compliance with regulations? | mod_accom | Alpha | 1 | Y/N | 2 |
| AD0185 | Parental Rights – Are parent rights provided to parents, guardians and etc., as required by Section 504 Requirements? | rights_prov | Alpha | 1 | Y/N | 2 |

DATABASE SCHEMA

GE
genderequity

| ID | Element | Name | Type | Size | Values | Cycle |
|--------|---|-----------------|-------|------|---------------|-------|
| | Key | | | | | |
| GE0010 | Fiscal Year – The fiscal year that this reporting cycle represents: For the 2014/2015 reporting year fy must be = 25 | fy | Num | 2 | Table | 2 |
| GE0020 | Cycle – The reporting cycle for which the data is submitted: 2 = October 15 th | cycle | Num | 2 | Table | 2 |
| GE0030 | LEA, District – Local Education Agency, the unique seven-digit number assigned by the ADE to identify individual county, district, schools, cooperatives, and vocational institutions. The first two digits represent the county, the second two digits represent the district, and the last three digits represent the individual school, for example: 6001000 60 = Pulaski County 01 = Little Rock School District 000 = N/A (zeroes for district) | lea | Alpha | 7 | Appendix B | 2 |
| | General | | | | | |
| | Title IX of the Education Amendments of 1972 states: "No person...shall, on the basis of sex, be excluded from participation in, be denied the benefit of or be subject to discrimination under any education program or activity receiving Federal Financial Assistance." The Civil Rights Act of 1964 prohibits discrimination on the basis of sex in education programs and activities receiving federal assistance | | | | | |
| GE0155 | District Policy – Does the district have a specific policy to protect students and staff from harassment? | dis_policy | Alpha | 1 | Y/N | 2 |
| GE0160 | Notification Method – Does the district's policy contain the minimum elements of a definition and prescribed methods of notifying people? | notif_method | Alpha | 1 | Y/N | 2 |
| GE0165 | Reference to Harassment – Are there references to harassment in the district's student handbook and the employee's handbook? | ref_harrass | Alpha | 1 | Y/N | 2 |
| GE0170 | Grievance Procedure – Does the district have a grievance procedure to handle complaints about harassment and to monitor its effectiveness? | griev_proc | Alpha | 1 | Y/N | 2 |
| GE0175 | Distribution Procedure – Has information about the grievance procedure been distributed to students and employees? | griev_proc_dist | Alpha | 1 | Y/N | 2 |
| GE0180 | Location of Posted Notification – Is the name and location of your Equity Coordinator posted in each building? | posted_notif | Alpha | 1 | Y/N | 2 |

DATABASE SCHEMA

RE
natorigin

| ID | Element | Name | Type | Size | Values | Cycle |
|--------|---|------------------|-------|------|---------------|-------|
| | Key | | | | | |
| NO0010 | Fiscal Year – <i>The fiscal year that this reporting cycle represents: For the 2014/2015 reporting year fy must be = 25</i> | fy | Num | 2 | Table | 2 |
| NO0020 | Cycle – <i>The reporting cycle for which the data is submitted: 2 = October 15th</i> | cycle | Num | 2 | Table | 2 |
| NO0030 | LEA, District – <i>Local Education Agency, the unique seven-digit number assigned by the ADE to identify individual county, district, schools, cooperatives, and vocational institutions. The first two digits represent the county, the second two digits represent the district, and the last three digits represent the individual school, for example: 6001000 60 = Pulaski County 01 = Little Rock School District 000 = N/A (zeroes for district)</i> | lea | Alpha | 7 | Appendix B | 2 |
| | General | | | | | |
| | Title VI of the Civil Rights Act of 1964 (42 U.S.C. Sec. 200d.et seq.) requires that: <i>"No person in the United States shall, on the grounds of race, color or national origin be excluded from participation in, be denied the benefit of, or be subjected to discrimination under any program or activity receiving financial assistance." In addition, insofar as national origin regulations are applied to those students who are limited in their English proficiency, the May 25, Memorandum from DHEW requirements states that: "Where the inability to speak and understand the English language excludes national origin minority group children from effective participation in the educational program offered by a school district, the district must take affirmative steps to rectify the language deficiency in order to open its instructional program to these students.</i> | | | | | |
| NO0155 | Student Participation – <i>Does the district have in place, a process that ensures that students of national origin are provided opportunity for full participation in the full life of the school, including all academic services, counseling, extra-curriculum student activities, and placement in gifted and talented programs, advanced placement and honors courses.</i> | stud_partic | Alpha | 1 | Y/N | 2 |
| NO0160 | Limited English Proficiency Assessment – <i>Has the district identified language minority students, assessed the level of English proficiency, and provided all Limited English Proficient (LEP) students with an educational program that develops English skills and provides for appropriate, understandable content and subject matter instruction?</i> | lep_assess | Alpha | 1 | Y/N | 2 |
| NO0165 | Staff Training – <i>Does the district ensure that staff training, curriculum materials, and evaluation procedures are appropriate for LEP students?</i> | staff_train | Alpha | 1 | Y/N | 2 |
| NO0170 | Inappropriate Placement – <i>Does the district ensure that LEP students are not inappropriately placed in special education classes due to their inability to speak and understand English?</i> | inappro_placem | Alpha | 1 | Y/N | 2 |
| NO0175 | Parents Who Are Not Proficient in English – <i>Does the district ensure that parents who are not proficient in English are provided with appropriate, understandable, and sufficient information about all school activities?</i> | ensure_suff_info | Alpha | 1 | Y/N | 2 |
| NO0180 | Modification of Programs – <i>Does the district take steps to modify a program for LEP students when that program proves not to be effective?</i> | modif_prgms | Alpha | 1 | Y/N | 2 |

STATEWIDE INFORMATION SYSTEM 2014/2015

DATABASE SCHEMA

RE
raceequity

| ID | Element | Name | Type | Size | Values | Cycle |
|--------|---|--------------|-------|------|---------------|-------|
| | Key | | | | | |
| RE0010 | Fiscal Year – The fiscal year that this reporting cycle represents: For the 2014/2015 reporting year fy must be = 25 | fy | Num | 2 | Table | 2 |
| RE0020 | Cycle – The reporting cycle for which the data is submitted: 2 = October 15 th | cycle | Num | 2 | Table | 2 |
| RE0030 | LEA, District – Local Education Agency, the unique seven-digit number assigned by the ADE to identify individual county, district, schools, cooperatives, and vocational institutions. The first two digits represent the county, the second two digits represent the district, and the last three digits represent the individual school, for example: 6001000 60 = Pulaski County 01 = Little Rock School District 000 = N/A (zeroes for district) | lea | Alpha | 7 | Appendix B | 2 |
| | General | | | | | |
| | Title VI of the Civil Rights Act of 1964 states: "No person in the United States shall, on the grounds of race, color or national origin be excluded from participation in, be denied the benefits of or be otherwise subjected to discrimination under any program or activity receiving federal financial assistance." | | | | | |
| RE0155 | Local Resolution – Does the district have board adopted grievance procedures that encourage local resolution of problems rather than resorting to the formal civil rights complaints procedure? | local_resolu | Alpha | 1 | Y/N | 2 |
| RE0160 | Grievance Procedure – Does the district distribute its grievance procedure and policy of non-discrimination to the students, parents and the general public annually? | griev_proc | Alpha | 1 | Y/N | 2 |
| RE0165 | Denied Equitable Access – Is there a district policy and procedure which ensures that no student is denied equitable access to instructional services, transportation, student activities, facilities, honors and awards, learning materials, guidance and counseling, and curriculum and instruction? | equit_access | Alpha | 1 | Y/N | 2 |
| RE0170 | Parental Involvement – Does the district utilize a variety of methods to encourage all identifiable groups of parents to become involved in school functions? | paren_involv | Alpha | 1 | Y/N | 2 |
| RE0175 | Non-discrimination – Are the district's policies of non-discrimination posted in all facilities and disseminated prior to the beginning of each school year to students, parents, employee and the general public? | non_discrim | Alpha | 1 | Y/N | 2 |
| RE0180 | Resource Material – Are all resources and material – books, speakers, etc. – selected to accommodate the diversity of the student population? | resour_mat | Alpha | 1 | Y/N | 2 |

DATABASE SCHEMA

FB
fac_build

| ID | Element | Name | Type | Size | Values | Cycle |
|--------|--|---------------|-------|------|-----------------|-------|
| | Key | | | | | |
| FB0010 | Fiscal Year – The fiscal year that this reporting cycle represents: For the 2014/2015 reporting year fy must be = 25 | fy | Num | 2 | Table | 7 |
| FB0020 | Cycle – The reporting cycle for which the data is submitted: 7 = June 15 th | cycle | Num | 2 | Table | 7 |
| FB0030 | LEA, District/Coop – Local Education Agency, the unique seven-digit number assigned by the ADE to identify individual county, district, and cooperative. The first two digits represent the county, the second two digits represent the district, and the last three digits represent the individual school, for example: 6001000 60 = Pulaski County 01 = Little Rock School District 000 = N/A (zeroes for district) | lea | Alpha | 7 | Appendix B,D | 7 |
| FB0040 | Building ID Number, Local – The unique building number locally assigned to each individual building within the district. For example: 01, 02, 03, 04, ... Elem01, Elem02, JrHigh01... | id | Alpha | 10 | | 7 |
| | General Information | | | | | |
| FB0100 | Primary Use – The primary educational use of the building as best described by one of the following: 01 = K-12 Comprehensive 12 = Fine Arts 02 = Kindergarten/Pre-School 13 = Gymnasium 03 = Elementary or Primary 14 = Cafeteria 04 = Middle School 15 = Physical Education 05 = Junior High School 16 = Multi-Purpose 06 = Senior High School 17 = Administrative 07 = Science 18 = Transportation Fac 08 = Vocational 19 = Field House 09 = Special Education 20 = Adult Education 10 = Music/Band 21 = Maint/Storage 11 = Library/Media Center 22 = Community Activity 23 = Abandoned | primary_use | Num | 2 | Table | 7 |
| FB0150 | Grade Level, Low – The number representing the lowest grade taught in the building. One of the following codes must be used: P = Pre-School 06 = 6 th Grade K = Kindergarten 07 = 7 th Grade 01 = 1 st Grade 08 = 8 th Grade 02 = 2 nd Grade 09 = 9 th Grade 03 = 3 rd Grade 10 = 10 th Grade 04 = 4 th Grade 11 = 11 th Grade 05 = 5 th Grade 12 = 12 th Grade | grade_low | Alpha | 2 | Table | 7 |
| FB0160 | Grade Level, High – The number representing the highest grade taught in the building. See the preceding list of values. | grade_high | Alpha | 2 | Table | 7 |
| FB0280 | Wired for Internet – Enter the number of rooms within this building that is wired for accessibility to the Internet. | internet_conn | Num | 3 | | 7 |
| FB0285 | Type of Internet Service – The type of Internet service available in the building. One of the following codes must be used: 01 = Dial Up 02 = High Speed (Includes Wireless) 03 = None | type_serv | Alpha | 2 | Table | 7 |
| FB0290 | Computer Stations – The total number of instructional computer stations. The unduplicated number of computer stations available to students for instruction (classrooms, media center, media cart computers moved from one class to another). | comp_stations | Num | 3 | | 7 |

DATABASE SCHEMA

FB
fac_build

| ID | Element | Name | Type | Size | Values | Cycle |
|--------|---|-------------------|------|------|--------|-------|
| FB0300 | Multimedia Computer Stations – Enter the number of instructional computer stations located within the building that have multimedia computers i.e. computers that have sound cards, speakers, and CD ROMS. | multimed_stations | Num | 3 | | 7 |
| FB0305 | Other Devices – The total number of equipment such as smart phones, portable media players, and other Internet mobile devices; interactive tablets; netbooks; e-book tools; and all other devices that can connect to the Internet for instructional purposes. | other_devices | Num | 4 | | 7 |
| FB0310 | Instructional Classrooms – Enter the number of rooms within the building that are used primarily for instructional purposes i.e. more than 50% of the occupied time. | inst_classroom | Num | 3 | | 7 |

DATABASE SCHEMA

GR
graduate

| ID | Element | Name | Type | Size | Values | Cycle |
|--------|--|-------------|-------|------|--------------|-------|
| | Key | | | | | |
| GR0010 | Fiscal Year – The fiscal year that this reporting cycle represents: For the 2014/2015 reporting year fy must be = 25 | fy | Num | 2 | Table | 9 |
| GR0020 | Cycle – The reporting cycle for which the data is submitted: 9 = August 31 st | cycle | Num | 2 | Table | 9 |
| GR0030 | LEA, School – Local Education Agency, the unique seven-digit number assigned by the ADE to identify individual county, district, schools, cooperatives, and vocational institutions. The first two digits represent the county, the second two digits represent the district, and the last three digits represent the individual school, for example: 6001002 60 = Pulaski County 01 = Little Rock School District 002 = Hall High School | lea | Alpha | 7 | Appendix C | 9 |
| GR0040 | SSN, Student – The nine-digit Social Security number of the student. If a student's SSN cannot be obtained then the ADE assigned number as required by Arkansas Code Ann. 6-18-208 should be used. | ssn | Alpha | 9 | | 9 |
| | General | | | | | |
| GR0045 | State Reporting ID – The unique 10-digit Triand identifier generated for the student by the state. | uniq_stu_id | Alpha | 10 | t##### | 9 |
| | Student Name | | | | | |
| GR0046 | First Name – The student's first name. | fname | Alpha | 20 | | 9 |
| GR0047 | Middle Name – The student's middle name. | mname | Alpha | 15 | | 9 |
| GR0048 | Last Name – The student's last name. | lname | Alpha | 25 | | 9 |
| GR0050 | Race – The general racial or ethnic heritage with which the individual most identifies from the following codes: YNNNNN = Hispanic NYNNNN = Native American/Alaskan Native NNYNNN = Asian NNNYNN = Black/African American NNNNYN = Native Hawaiian/Pacific Islander NNNNNY = White Y in more than one combination will be considered 2 or more races. | race_ethnic | Alpha | 6 | NNNNNN | 9 |
| GR0060 | Gender – The sexual classification of the student. M = Male F = Female | gender | Alpha | 1 | Table | 9 |
| GR0065 | Date, Birth – The student's date of birth. | birth_date | Date | 8 | MMDD YYYY | 9 |
| GR0070 | Date, Graduation – The date the student receives formal recognition for the successful completion of a prescribed program of studies. (Must be a valid date greater than 08/01 of the previous year.) | grad_date | Date | 8 | MMDD YYYY | 9 |
| GR0080 | Class Rank – The student's class ranking at the time of graduation based on the number of students in the class. | class_rank | Num | 3 | | 9 |
| GR0090 | Age, Graduation – The actual age of the student at the time of graduation. | age_grad | Num | 2 | | 9 |
| GR0095 | Student Data – Enter the appropriate code designating student status at the time of graduation. RG =Regular Student SP = Special Education Student | stu_data | Alpha | 2 | Table | 9 |

DATABASE SCHEMA

JA
jobassgn

| ID | Element | Name | Type | Size | Values | Cycle |
|--------|---|---------------|-------|------|-------------------|-------|
| | Key | | | | | |
| JA0010 | Fiscal Year – The fiscal year that this reporting cycle represents: For the 2014/2015 reporting year fy must be = 25 | fy | Num | 2 | Table | 2,6 |
| JA0020 | Cycle – The reporting cycle for which the data is submitted: 2 = October 15 th 6 = April 15 th | cycle | Num | 2 | Table | 2,6 |
| JA0030 | LEA, School or District – Local Education Agency, the unique seven-digit number assigned by the ADE to identify individual county, district, schools, cooperatives, and vocational institutions. The first two digits represent the county, the second two digits represent the district, and the last three digits represent the individual school, for example: 6001002 60 = Pulaski County 01 = Little Rock School District 002 = Hall High School (all zeroes for district employees) | lea | Alpha | 7 | Appendix B,C | 2,6 |
| JA0040 | SSN, Staff – The nine-digit Social Security number of the staff member being identified. | ssn | Alpha | 9 | ##### | 2,6 |
| JA0050 | State Reporting ID, Staff – The unique 10-digit Triand identifier generated for the teacher by the state. | uniq_emp_id | Alpha | 10 | | 2,6 |
| JA0055 | Job Code – Number assigned by the ADE to each job assignment performed by a staff person. | job_code | Alpha | 6 | Appendix F,G,I | 2,6 |
| | General | | | | | |
| JA0060 | Paraprofessional Qualification – If the job code is for Classified Personnel (Appendix G) and the individual works in an instructional capacity with students in a Title I School Wide School or with Title I identified students in a Targeted Assistance School, does the employee meet No Child Left Behind (NCLB) paraprofessional qualification standards? 1= Yes, HQ by passing the Praxis Examination for Paraprofessionals (758 & 762) 2 = Yes, HQ by having sixty (60) college/university hours on a Transcript (758 & 762) 3 = Yes, HQ by having has an Associate’s Degree (AA) (758 & 762) 4 = Yes, HQ by having a Bachelor’s Degree (BA or BS) (758 & 762) 5 = No, Not a highly qualified paraprofessional (758 & 762) 6 = Not Applicable, (This category only applies if 100% of the paraprofessional’s duties are in the lunchroom, on the playground, or as a health care/personal care provider for a special needs student.) 760 7 = Yes, HQ the para-professional only works in the preschool And has a CDA license. *Districts are required to have evidence for any of the 'yes' items #1-4, 7 | paraprof_qual | Alpha | 1 | Table | 2,6 |
| JA0070 | FTE – The Full Time Equivalence (FTE) for all classified and certified positions that do not require a student count. The FTE must be greater than 0.00 | fte | Dec | 3,2 | ### | 2,6 |

| ID | Element | Name | Type | Size | Values | Cycle |
|--------|---|-------------------|-------|------|--------------|-------|
| | Key | | | | | |
| MD0010 | Fiscal Year – The fiscal year that this reporting cycle represents: For the 2014/2015 reporting year fy must be = 25 | fy | Num | 2 | Table | 7 |
| MD0020 | Cycle – The reporting cycle for which the data is submitted: 7 = June 15th | cycle | Num | 2 | Table | 7 |
| MD0030 | LEA, District – Local Education Agency, the unique seven-digit number assigned by the ADE to identify individual county, district, schools, cooperatives, and vocational institutions. The first two digits represent the county, the second two digits represent the district, and the last three digits represent the individual school, for example: 6001000 60 = Pulaski County 01 = Little Rock School District 000 = N/A (zeroes for district) | lea | Alpha | 7 | Appendix B | 7 |
| MD0040 | SSN, Student – The nine-digit Social Security number of the student. If a student's SSN cannot be obtained, then the ADE assigned number as required by Arkansas Code Ann. 6-18-208 should be used. | ssn | Alpha | 9 | xxxxxxxxx | 7 |
| MD0050 | State Reporting ID – The unique 10-digit Triand identifier generated for the student by the state. | uniq_stu_id | Alpha | 10 | ##### | 7 |
| MD0060 | Grade Level – The grade level in which the student is currently enrolled: P = Pre-School 08 = 8 th Grade K = Kindergarten 09 = 9 th Grade 01 = 1 st Grade 10 = 10 th Grade 02 = 2 nd Grade 11 = 11 th Grade 03 = 3 rd Grade 12 = 12 th Grade 04 = 4 th Grade EE = Non-Graded Elementary 05 = 5 th Grade SM = Non-Graded Middle/Jr. 06 = 6 th Grade SS = Non-Graded Secondary 07 = 7 th Grade | grade_level | Alpha | 2 | Table | 7 |
| | General | | | | | |
| MD0070 | Evaluation Date – The evaluation date is defined as the date of administration of the Level II Dyslexia Evaluation as defined in the Dyslexia Resource Guide. | evaluation_date | Date | 8 | MMDD YYYY | 7 |
| MD0080 | Receiving Therapy – Enter 'yes' if the student is receiving Dyslexia therapy or 'no' if the student is not receiving Dyslexia therapy. | receiving_therapy | Alpha | 1 | Y/N | 7 |
| MD0090 | Exit Date – The exit date is defined as the date the student stopped receiving therapy, if applicable. | exit_date | Date | 8 | MMDD YYYY | 7 |

DATABASE SCHEMA

MH
medical_hearing

| ID | Element | Name | Type | Size | Values | Cycle |
|--------|--|-------------|-------|------|--------------|-------|
| | Key | | | | | |
| MH0010 | Fiscal Year – The fiscal year that this reporting cycle represents: For the 2014/2015 reporting year fy must be = 25 | fy | Num | 2 | Table | 7 |
| MH0020 | Cycle – The reporting cycle for which the data is submitted: 7 = June 15th | cycle | Num | 2 | Table | 7 |
| MH0030 | LEA, District – Local Education Agency, the unique seven-digit number assigned by the ADE to identify individual county, district, schools, cooperatives, and vocational institutions. The first two digits represent the county, the second two digits represent the district, and the last three digits represent the individual school, for example: 6001000 60 = Pulaski County 01 = Little Rock School District 000 = N/A (zeroes for district) | lea | Alpha | 7 | Appendix B | 7 |
| MH0040 | SSN, Student – The nine-digit Social Security number of the student. If a student's SSN cannot be obtained, then the ADE assigned number as required by Arkansas Code Ann. 6-18-208 should be used. | ssn | Alpha | 9 | xxxxxxxxx | 7 |
| MH0041 | State Reporting ID – The unique 10-digit Triand identifier generated for the student by the state. | uniq_stu_id | Alpha | 10 | ##### | 7 |
| MH0042 | Grade Level – The grade level in which the student is currently enrolled: P = Pre-School 08 = 8 th Grade K = Kindergarten 09 = 9 th Grade 01 = 1 st Grade 10 = 10 th Grade 02 = 2 nd Grade 11 = 11 th Grade 03 = 3 rd Grade 12 = 12 th Grade 04 = 4 th Grade EE = Non-Graded Elementary 05 = 5 th Grade SM = Non-Graded Middle/Jr. 06 = 6 th Grade SS = Non-Graded Secondary 07 = 7 th Grade | grade_level | Alpha | 2 | Table | 7 |
| | General | | | | | |
| MH0060 | Screening Date – The date of the student's hearing screening. | screen_date | Date | 8 | MMDD YYYY | 7 |
| MH0065 | Right Ear – Hearing test results for the right ear. | right_ear | Alpha | 1 | P/F/N | 7 |
| MH0070 | Left Ear – Hearing test results for the left ear.. | left_ear | Alpha | 1 | P/F/N | 7 |
| MH0100 | Referral – Referred to an healthcare professional because of failed screening. P = Physician S = School Nurse U = Audiologist NA = Not Applicable | Referral | Alpha | 2 | Table | 7 |
| MH0110 | Follow-up – The follow-up of the screening or referral. R = Refuse Referral T = Re-Screened N = Normal Exam J = Treatment X = Left District I = In Process NA = Not Applicable | follow-up | Alpha | 2 | Table | 7 |

STATEWIDE INFORMATION SYSTEM 2014/2015

DATABASE SCHEMA

MI
medical_immun

| ID | Element | Name | Type | Size | Values | Cycle |
|--------|--|--------------|-------|------|------------|-------|
| MI0010 | Fiscal Year – The fiscal year that this reporting cycle represents: For the 2014/2015 reporting year fy must be = 25 | fy | Num | 2 | Table | 3 |
| MI0020 | Cycle – The reporting cycle for which the data is submitted: 3 = November 15 th | cycle | Num | 2 | Table | 3 |
| MI0030 | LEA, School – Local Education Agency, the unique seven-digit number assigned by the ADE to identify individual county, district, schools, cooperatives, and vocational institutions. The first two digits represent the county, the second two digits represent the district, and the last three digits represent the individual school, for example: 6001002 60 = Pulaski County 01 = Little Rock School District 002 = Hall High School | lea | Alpha | 7 | Appendix C | 3 |
| MI0040 | SSN, Student – The nine-digit Social Security number of the student. If a student's SSN cannot be obtained, then the ADE assigned number as required by Arkansas Code Ann. 6-18-208 should be used. This number should remain the same throughout the student's school career. | ssn | Alpha | 9 | ##### | 3 |
| MI0050 | State Reporting ID – The unique 10-digit Triand identifier generated for the student by the state. | uniq_stu_id | Alpha | 10 | ##### | 3 |
| MI0055 | Grade Level – The grade level in which the student is currently enrolled: we are currently collecting grades K and 7. K = Kindergarten 07 = 7 th Grade | grade_level | Alpha | 2 | Table | 3 |
| | General | | | | | |
| MI0060 | Immunization Code – The type of immunization administered. Options: <ul style="list-style-type: none"> • DTap • HepB • HPV • MCV4 • Measles • Mumps • IPV/OPV • Rubella • Tdap • Varicella | immune_code | Alpha | 10 | Table | 3 |
| MI0070 | Immunization Exemption Code – The type of exemption a student may have excusing the student from an immunization. Options: M = Medical P = Philosophical R = Religious N = Not Applicable | immune_exmpt | Alpha | 1 | Table | 3 |
| MI0080 | Immunization Code Date – The Date this immunization was given. | immune_date | Date | 8 | MMDDYYYY | 3 |

STATEWIDE INFORMATION SYSTEM 2014/2015

| ID | Element | DATABASE SCHEMA | | | MS medical_scoliosis | |
|--------|--|------------------|-------|------|-------------------------|-------|
| | | Name | Type | Size | Values | Cycle |
| | Key | | | | | |
| MS0010 | Fiscal Year – The fiscal year that this reporting cycle represents: For the 2014/2015 reporting year fy must be = 25 | fy | Num | 2 | Table | 7 |
| MS0020 | Cycle – The reporting cycle for which the data is submitted: 7 = June 15th | cycle | Num | 2 | Table | 7 |
| MS0030 | LEA, District – Local Education Agency, the unique seven-digit number assigned by the ADE to identify individual county, district, schools, cooperatives, and vocational institutions. The first two digits represent the county, the second two digits represent the district, and the last three digits represent the individual school, for example: 6001000 60 = Pulaski County 01 = Little Rock School District 000 = N/A (zeroes for district) | lea | Alpha | 7 | Appendix B | 7 |
| MS0040 | SSN, Student – The nine-digit Social Security number of the student. If a student’s SSN cannot be obtained, then the ADE assigned number as required by Arkansas Code Ann. 6-18-208 should be used. | ssn | Alpha | 9 | | 7 |
| MS0041 | State Reporting ID – The unique 10-digit Triand identifier generated for the student by the state. | uniq_stu_id | Alpha | 10 | ##### | 7 |
| MS0042 | Grade Level – The grade level in which the student is currently enrolled: P = Pre-School 08 = 8 th Grade K = Kindergarten 09 = 9 th Grade 01 = 1 st Grade 10 = 10 th Grade 02 = 2 nd Grade 11 = 11 th Grade 03 = 3 rd Grade 12 = 12 th Grade 04 = 4 th Grade EE = Non-Graded Elementary 05 = 5 th Grade SM = Non-Graded Middle/Jr. 06 = 6 th Grade SS = Non-Graded Secondary 07 = 7 th Grade | grade_level | Alpha | 2 | Table | 7 |
| MS0045 | Status - The presents or absence of scoliosis. The possible outcomes of the test are Pass or Fail. | scoliosis_status | Alpha | 1 | P/F | 7 |
| | General | | | | | |
| MS0060 | Screening Date – Date of initial scoliosis screening. | screen_date | Date | 8 | MMDD YYYY | 7 |
| MS0100 | Referral – Referred to an healthcare professional because of failed screening. P = Physician S = School Nurse G = Guardian O = Orthopedic Physician NA = Not Applicable | referral | Alpha | 2 | Table | 7 |
| MS0110 | Follow-up – The follow-up of the screening or referral. R = Refuse Referral T = Re-Screened N = Normal Exam J = Treatment X = Left District I = In Process NA = Not Applicable | follow-up | Alpha | 2 | Table | 7 |

DATABASE SCHEMA

MV
medical_vision

| ID | Element | Name | Type | Size | Values | Cycle |
|--------|---|-------------|-------|------|--------------|-------|
| | Key | | | | | |
| MV0010 | Fiscal Year – The fiscal year that this reporting cycle represents: For the 2014/2015 reporting year fy must be = 25 | fy | Num | 2 | Table | 3,6 |
| MV0020 | Cycle – The reporting cycle for which the data is submitted: 3 = November 15th 6 = April 15th | cycle | Num | 2 | Table | 3,6 |
| MV0030 | LEA, District – Local Education Agency, the unique seven-digit number assigned by the ADE to identify individual county, district, schools, cooperatives, and vocational institutions. The first two digits represent the county, the second two digits represent the district, and the last three digits represent the individual school, for example: 6001000 60 = Pulaski County 01 = Little Rock School District 000 = N/A (zeroes for district) | lea | Alpha | 7 | Appendix B | 3,6 |
| MV0040 | SSN, Student – The nine-digit Social Security number of the student. If a student's SSN cannot be obtained, then the ADE assigned number as required by Arkansas Code Ann. 6-18-208 should be used. | ssn | Alpha | 9 | | 3,6 |
| MV0041 | State Reporting ID – The unique 10-digit Triand identifier generated for the student by the state. | uniq_stu_id | Alpha | 10 | ##### | 3,6 |
| MV0042 | Grade Level – The grade level in which the student is currently enrolled: P = Pre-School 08 = 8 th Grade K = Kindergarten 09 = 9 th Grade 01 = 1 st Grade 10 = 10 th Grade 02 = 2 nd Grade 11 = 11 th Grade 03 = 3 rd Grade 12 = 12 th Grade 04 = 4 th Grade EE = Non-Graded Elementary 05 = 5 th Grade SM = Non-Graded Middle/Jr. 06 = 6 th Grade SS = Non-Graded Secondary 07 = 7 th Grade | grade_level | Alpha | 2 | Table | 3,6 |
| | General | | | | | |
| MV0060 | Screening Date – Date of initial vision screening. | screen_date | Date | 8 | MMDD YYYY | 3,6 |
| MV0062 | External Exam – Any obvious anomaly of the eyes. | ext_exam | Alpha | 1 | P/F/N | 3,6 |
| MV0063 | Vision 20 – Distance visual acuity screening using a Snellen Eye Chart at 20 feet. | vision20 | Alpha | 1 | P/F/N | 3,6 |
| MV0066 | Colorblind – The lack of perceptual sensitivity to certain colors. | colorblind | Alpha | 1 | P/F/N | 3,6 |
| MV0073 | Fusion Far – The binocularity of vision at far. | fusion_far | Alpha | 1 | P/F/N | 3,6 |
| MV0075 | Fusion Near – The binocularity of vision near. | fusion | Alpha | 1 | P/F/N | 3,6 |
| MV0085 | Lateral MB Near – The Lateral muscle balance at near. | lat_mb | Alpha | 1 | P/F/N | 3,6 |
| MV0086 | Lateral MB Far – The lateral muscle balance at far. | lateral_far | Alpha | | P/F/N | 3,6 |
| MV0090 | Vertical MB Far – Vertical muscle balance at far only. | ver_mb | Alpha | 1 | P/F/N | 3,6 |
| MV0095 | Plus 2 Lens – A plus lens visual acuity screening test using a Snellen Eye Chart at twenty feet (20') or an age or developmentally appropriate chart at ten feet (10'). | plus2_len | Alpha | 1 | P/F/N | 3,6 |
| MV0100 | Referral – Referred to an eye care professional because of failed screening. P = Physician E = Eye Doctor S = School Nurse G = Guardian NA = Not Applicable | referral | Alpha | 2 | Table | 3,6 |

DATABASE SCHEMA

MV
medical_vision

| ID | Element | Name | Type | Size | Values | Cycle |
|--------|--|-----------|-------|------|--------|-------|
| MV0110 | Follow-up – <i>The follow-up of the screening or referral.</i> R = Refuse Referral T = Re-Screened L = Lens Prescribed N = Normal Exam J = Treatment A = Abex No Lens X = Left District I = In Process NA = Not Applicable | follow-up | Alpha | 2 | Table | 3,6 |

| ID | Element | Name | Type | Size | Values | Cycle |
|--------|--|--------------|-------|------|------------|-------|
| | Key | | | | | |
| PS0010 | Fiscal Year – The fiscal year that this reporting cycle represents: For the 2014/2015 reporting year fy must be = 25 | fy | Num | 2 | Table | 6 |
| PS0020 | Cycle – The reporting cycle for which the data is submitted: 6 = April 15 th | cycle | Num | 2 | Table | 6 |
| PS0030 | LEA, District – Local Education Agency, the unique seven-digit number assigned by the ADE to identify individual districts. The first two digits represent the county, the second two digits represent the district, and the last three digits represent the individual school, for example: 6001000 60 = Pulaski County 01 = Little Rock School District 000 = N/A (zeroes for district) | lea | Alpha | 7 | Appendix B | 6 |
| PS0031 | School Name Code – The code represents the name of private school and ties the Private School Table to the Private School Title I Table. See (Appendix L) for the list of codes. | sch_code | Alpha | 6 | Table | 6 |
| | Private School Name and Administration Information – Any entity organized, as a school for the purpose of providing educational services and instruction that is not considered a public school or public school district. | | | | | |
| PS0035 | School Name – The formal name used to identify an individual school. | sch_name | Alpha | 30 | | 6 |
| PS0050 | Administrator Prefix | admin_prefix | Alpha | 4 | | 6 |
| PS0060 | School Administrator First Name | admin_fname | Alpha | 20 | | 6 |
| PS0070 | School Administrator Middle Name | admin_mname | Alpha | 15 | | 6 |
| PS0080 | School Administrator Last Name | admin_lname | Alpha | 25 | | 6 |
| PS0085 | Administrator Suffix – The formal name extension including the period if applicable. (Jr., III) | admin_suffix | Alpha | 4 | | 6 |
| | Mailing Address – The street name and building number or PO Box where mail is received. | | | | | |
| PS0090 | Address | mail_addr | Alpha | 30 | | 6 |
| PS0100 | City | mail_city | Alpha | 20 | | 6 |
| PS0110 | State | mail_state | Alpha | 2 | AR | 6 |
| PS0120 | Zip | mail_zip | Num | 5 | | 6 |
| PS0130 | Zip-4 | mail_zip4 | Num | 4 | | 6 |
| | Private School Information | | | | | |
| PS0140 | Grade Level, Low – The number representing the lowest grade taught in the building. One of the following codes must be used: P = Pre-School 06 = 6 th Grade "UN" = Unknown* K = Kindergarten 07 = 7 th Grade *Private Schools Only 01 = 1 st Grade 08 = 8 th Grade 02 = 2 nd Grade 09 = 9 th Grade 03 = 3 rd Grade 10 = 10 th Grade 04 = 4 th Grade 11 = 11 th Grade 05 = 5 th Grade 12 = 12 th Grade | grade_low | Alpha | 2 | Table | 6 |
| PS0150 | Grade High – The number representing the highest grade taught in the building. See the preceding list of values. | grade_high | Alpha | 2 | Table | 6 |
| PS0160 | Students Enrolled – Any resident student registered to attend this school and is present at least one day prior to October 1 st of this reporting fiscal year. | priv_student | Num | 4 | | 6 |
| | Federal Programs Participation | | | | | |
| PS0170 | Federal Programs Title I – This school wishes to participate in Title I Federal Programs (Yes/No). | part_titleI | Alpha | 1 | Y/N | 6 |

DATABASE SCHEMA

PS
private_school

| ID | Element | Name | Type | Size | Values | Cycle |
|--------|--|--------------|-------|------|--------|-------|
| PS0180 | Federal Programs Title II – <i>This school wishes to participate in Title II (Yes/No).</i> | part_titleII | Alpha | 1 | Y/N | 6 |
| PS0190 | Title IV/Drug Free Schools – <i>This school participates in Title IV Federal Programs..</i> | part_titleIV | Alpha | 1 | Y/N | 6 |
| PS0200 | Title V – <i>This school wishes to participate in Title V Federal Programs.</i> | part_titleV | Alpha | 1 | Y/N | 6 |

DATABASE SCHEMA

PT
privsch_titleI

| ID | Element | Name | Type | Size | Values | Cycle |
|--------|---|-------------|-------|------|---------------|-------|
| | Key | | | | | |
| PT0010 | Fiscal Year – <i>The fiscal year that this reporting cycle represents: For the 2014/2015 reporting year fy must be = 25</i> | fy | Num | 2 | Table | 6 |
| PT0020 | Cycle – <i>The reporting cycle for which the data is submitted: 6 = April 15th</i> | cycle | Num | 2 | Table | 6 |
| PT0030 | LEA, District – <i>Local Education Agency, the unique seven-digit number assigned by the ADE to identify individual districts. The first two digits represent the county, the second two digits represent the district, and the last three digits represent the individual school, for example: 6001000 60 = Pulaski County 01 = Little Rock School District 000 = N/A (zeroes for district)</i> | lea | Alpha | 7 | Appendix B | 6 |
| | Private School Name – <i>Any entity organized as a school for the purpose of providing educational services and instruction that is not considered a public school or public school district.</i> | | | | | |
| PT0035 | School Name Code – <i>A code designating a particular private school.</i> | school_code | Alpha | 6 | Table | 6 |
| | Title I Private Schools – <i>Indicate the number of private school students receiving Title I services in subjects reading, language arts, and math.</i> | | | | | |
| PT0050 | Course Title – <i>Indicate the name of the course. 1 = Title I Reading 2 = Title I Language Arts 3 = Title I Math</i> | cour_title | Num | 1 | Table | 6 |
| PT0060 | Grade Level (Ages 0 to 2) | grd_0_2 | Num | 3 | | 6 |
| PT0061 | Grade Level (Ages 3 to 5) | grd_3_5 | Num | 3 | | 6 |
| PT0062 | Grade Level (Kindergarten) | grd_k | Num | 3 | | 6 |
| PT0063 | Grade Level (1st Grade) | grd_1 | Num | 3 | | 6 |
| PT0064 | Grade Level (2nd Grade) | grd_2 | Num | 3 | | 6 |
| PT0065 | Grade Level (3rd Grade) | grd_3 | Num | 3 | | 6 |
| PT0066 | Grade Level (4th Grade) | grd_4 | Num | 3 | | 6 |
| PT0067 | Grade Level (5th Grade) | grd_5 | Num | 3 | | 6 |
| PT0068 | Grade Level (6th Grade) | grd_6 | Num | 3 | | 6 |
| PT0069 | Grade Level (7th Grade) | grd_7 | Num | 3 | | 6 |
| PT0070 | Grade Level (8th Grade) | grd_8 | Num | 3 | | 6 |
| PT0071 | Grade Level (9th Grade) | grd_9 | Num | 3 | | 6 |
| PT0072 | Grade Level (10th Grade) | grd_10 | Num | 3 | | 6 |
| PT0073 | Grade Level (11th Grade) | grd_11 | Num | 3 | | 6 |
| PT0074 | Grade Level (12th Grade) | grd_12 | Num | 3 | | 6 |

| ID | Element | Name | Type | Size | Values | Cycle |
|--------|---|-------------|-------|------|-------------|-------|
| | Key | | | | | |
| PD0010 | Fiscal Year – <i>The fiscal year that this reporting represents: For the 2014/2015 reporting year fy must be = 25</i> | fy | Num | 2 | Table | 8 |
| PD0020 | Cycle - <i>The reporting cycle for which the data is submitted: 8 =July 31st</i> | Cycle | Num | 2 | Table | 8 |
| PD0030 | LEA, School – <i>Local Education Agency, the unique seven-digit number assigned by the ADE to identify individual county, district, schools, cooperatives, and vocational institutions. The first two digits represent the county, the second two digits represent the district, and the last three digits represent the individual school, for example: 6001002 60 = Pulaski County 01 = Little Rock School District 002 = Hall High School</i> | lea | Alpha | 7 | Appendix C | 8 |
| PD0040 | Social Security Number – <i>This is the social security number for the teacher or superintendent ADE assigned number designated to a course for identification purposes.</i> | ssn | Alpha | 9 | ##### | 8 |
| | General | | | | | |
| PD0050 | State Reporting ID, Staff – <i>The unique 10-digit Triand identifier generated for the teacher by the state.</i> | uniq_emp_id | Alpha | 20 | ##### ## | 8 |
| PD0060 | Job Type – The type of job performed by the employee. A = Full Time Administrator T =Teacher or Part Time Administrator | job_type | Alpha | 1 | | 8 |
| PD0070 | Professional Development Hours, Total – <i>Has this person completed 60 or more hours of professional development inclusive of the required areas of professional development while employed as either a teacher or administrator?</i> | profdev_hr | Dec | 5,2 | ##.## | 8 |

DATABASE SCHEMA

RG
register

| ID | Element | Name | Type | Size | Values | Cycle |
|--------|--|-------------|-------|------|---------------|-------|
| | Key | | | | | |
| RG0010 | Fiscal Year – The fiscal year that this reporting cycle represents: For the 2014/2015 reporting year fy must be = 25 | fy | Num | 2 | Table | 2,6,7 |
| RG0020 | Cycle – The reporting cycle for which the data is submitted: 2 = October 15th 6 = April 15th 7 = June 15th* (*ALE Courses Only) | cycle | Num | 2 | Table | 2,6,7 |
| RG0030 | LEA, School – Local Education Agency, the unique seven-digit number assigned by the ADE to identify individual county, district, schools, cooperatives, and vocational institutions. The first two digits represent the county, the second two digits represent the district, and the last three digits represent the individual school, for example: 6001002 60 = Pulaski County 01 = Little Rock School District 002 = Hall High School | lea | Alpha | 7 | Appendix C | 2,6,7 |
| RG0040 | Course Number – The ADE assigned number designated to a course for identification purposes. | course_num | Alpha | 6 | Appendix I | 2,6,7 |
| RG0050 | Course Section – The district assigned course section number given to a unique class of a particular course. | section_num | Alpha | 10 | | 2,6,7 |
| RG0060 | SSN, Student – The nine-digit Social Security number of the student. If a student's SSN cannot be obtained, then the ADE assigned number as required by Arkansas Code Ann. 6-18-208 should be used. | ssn | Alpha | 9 | | 2,6,7 |
| RG0070 | State Reporting ID – The unique 10-digit Triand identifier generated for the student by the state. | uniq_stu_id | Alpha | 10 | ##### ### | 2,6,7 |

| ID | Element | DATABASE SCHEMA | | | | SD safetydrill | |
|--------|---|-----------------|-------|------|---------------|-------------------|--|
| | | Name | Type | Size | Values | Cycle | |
| SD0010 | Fiscal Year – The fiscal year that this reporting cycle represents: For the 2014/2015 reporting year fy must be = 25 | fy | Num | 2 | Table | 2,3,5,6,7 | |
| SD0020 | Cycle – The reporting cycle for which the data is submitted: 2 = October 15 th 3 = November 15 th 5 = February 15 th 6 = April 15 th 7 = June 15 th | cycle | Num | 2 | Table | 2,3,5,6,7 | |
| SD0030 | LEA, School – Local Education Agency, the unique seven-digit number assigned by the ADE to identify individual districts and schools. The first two digits represent the county, the second two digits represent the district, and the last three digits represent the individual school, for example: 6001002 60 = Pulaski County 01 = Little Rock School District 002 = Hall High School | lea | Alpha | 7 | Appendix C | 2,3,5,6,7 | |
| SD0040 | Type of Safety Drill – There are two types of safety evacuation drills currently being performed by the School Districts. F = Fire Drill T = Tornado Drill | safety_code | Alpha | 8 | Table | 2,3,5,6,7 | |
| SD0050 | Date of Monthly Safety Drill – The month, day and year the school held its safety evacuation drills. (Must be a valid date greater than 08/01 of the current school year.) | safety_date | Date | 8 | MMDD YYYY | 2,3,5,6,7 | |
| | Safety Monthly Data (August – May) – Arkansas public schools are required to hold monthly safety evacuation drills and we strongly recommend that the teachers take the time at the beginning of school to discuss and explain the expected procedures for the Safety evacuation drills. The following data set shall be entered for each monthly safety drill. There will be three fire drill reporting periods. 1st = November 15 th (Cycle 3) will be to report the results of the fire drills and should include any performed August through 31 st of October. 2nd = February 15 th (Cycle 5) will be to report the results of fire drills conducted in November through January 31 st . 3rd = June 15 th (Cycle 7) will be to report the results of the fire drills conducted in February through May 31 st . There will be three reporting periods for tornado evacuation drills as required by Arkansas Code Annotated § 6-10-121: 1st=October 15th (cycle 2) will be to report the results of the September tornado drill 2rd = February 15th (cycle 5) will be to report the results of the January tornado drill 3rd = April 15th (cycle 6) will be to report the results of the February drill | | | | | | |
| SD0055 | Hour of Monthly Safety Drill – Enter an hour numbered from 0 (midnight) to 23. This will only accept military (24 hour) time. | safety_hour | Num | 2 | | 2,3,5,6,7 | |
| SD0065 | Safety Drill Evacuation Minutes – Enter a minute numbered from 0 to 59. | safety_min | Num | 2 | | 2,3,5,6,7 | |
| SD0070 | Safety Drill Evacuation Seconds – Enter a second numbered from 0 to 59. | safety_evsec | Num | 2 | | 2,3,5,6,7 | |

DATABASE SCHEMA

SC
school

| ID | Element | Name | Type | Size | Values | Cycle |
|--------|---|-----------------|-------|------|---------------|-------|
| | Key | | | | | |
| SC0010 | Fiscal Year – <i>The fiscal year that this reporting represents: For the 2014/2015 reporting year fy must be = 25</i> | fy | Num | 2 | Table | 1-9 |
| SC0020 | Cycle - <i>The reporting cycle for which the data is submitted: 1 =September 30th 2 = October 15th 3 = November 15th 4 = December 15th 5 = February 15th 6 = April 15th 7 = June 15th 8 = July 31st 9 = August 31st</i> | cycle | Num | 2 | Table | 1-9 |
| SC0030 | LEA, School – <i>Local Education Agency, the unique seven-digit number assigned by the ADE to identify individual county, district, schools, cooperatives, and vocational institutions. The first two digits represent the county, the second two digits represent the district, and the last three digits represent the individual school, for example: 6001002 60 = Pulaski County 01 = Little Rock School District 002 = Hall High School</i> | lea | Alpha | 7 | Appendix C | 1-9 |
| | General | | | | | |
| SC0072 | School Web Address – <i>Web address used to communicate with public.</i> | web_addr | Alpha | 40 | | 1-9 |
| | Address, Mailing – <i>The street name and building number or PO box where mail is received.</i> | | | | | |
| SC0080 | Address | mail_addr | Alpha | 30 | | 1-9 |
| SC0090 | City | mail_city | Alpha | 20 | | 1-9 |
| SC0100 | State | mail_state | Alpha | 2 | AR | 1-9 |
| SC0110 | Zip | mail_zip | Num | 5 | | 1-9 |
| SC0120 | Zip-4 | mail_zip4 | Num | 4 | | 1-9 |
| | Address, Shipping – <i>The street name and building number where packages of freight are received.</i> | | | | | |
| SC0130 | Address | ship_addr | Alpha | 30 | | 1-9 |
| SC0140 | City | ship_city | Alpha | 20 | | 1-9 |
| SC0150 | State | ship_state | Alpha | 2 | AR | 1-9 |
| SC0160 | Zip | ship_zip | Num | 5 | | 1-9 |
| SC0170 | Zip-4 | ship_zip4 | Num | 4 | | 1-9 |
| | Phone Number, Office – <i>The phone number at the school administrative office including the area code, prefix, suffix, and extension.</i> | | | | | |
| SC0180 | Area Code (501/870/479) | phone_area | Alpha | 3 | | 1-9 |
| SC0190 | Prefix | phone_prefix | Alpha | 3 | | 1-9 |
| SC0200 | Suffix | phone_suffix | Alpha | 4 | | 1-9 |
| SC0210 | Extension | phone_ext | Alpha | 5 | | 1-9 |
| | Phone Number, FAX – <i>The FAX number at the school where incoming correspondence will be received</i> | | | | | |
| SC0220 | Area Code (501/870/479) | fax_area | Alpha | 3 | | 1-9 |
| SC0230 | Prefix | fax_prefix | Alpha | 3 | | 1-9 |
| SC0240 | Suffix | fax_suffix | Alpha | 4 | | 1-9 |
| SC0250 | Extension | fax_ext | Alpha | 5 | | 1-9 |
| | School Designations | | | | | |
| SC0350 | Accreditation, AdvancedED/North Central – <i>Indicates whether the school participates in the AdvancedED/North Central Program.</i> | accred_ncentral | Alpha | 1 | Y/N | 1-9 |

DATABASE SCHEMA

| ID | Element | Name | Type | Size | Values | Cycle |
|--------|--|----------------|-------|------|--------|-------|
| SC0352 | Block Schedule – <i>The school is on a block schedule when subjects are not normally scheduled every day for the entire year. Block schedule examples include: A-B days, 4-4, etc.</i> | block_schedule | Alpha | 1 | Y/N | 1-9 |
| SC0353 | Minutes Per Day – <i>The number of minutes in the school day.</i> | minutes_day | Num | 4 | | 7 |
| SC0355 | Periods Per Day – <i>The number of periods in the school day. N= School day not scheduled by periods 1=One period per day 2=Two periods per day 3=Three periods per day 4=Four periods per day 5=Five periods per day 6=Six periods per day 7=Seven periods per day 8=Eight periods per day 9=Nine periods per day 0=Other</i> | prds_per_day | Alpha | 1 | Table | 1-9 |
| SC0360 | School, Magnet – <i>Elementary or secondary school program within the public education system that offers exemplary learning environments or courses that are not available within the regular school curriculum. The programs are designed to attract voluntary students from all parts of a school district without reference to the usual attendance zone rules.</i> | magnet | Alpha | 1 | Y/N | 1-9 |
| SC0370 | School, Alternative – <i>Educational program at all levels within or outside the formal education system that provides innovative and flexible instruction, curriculums, grading systems, learning environment, degree requirements, or other alternatives to the ordinary system of instruction. Any school may have an alternative education program, however the school must be a LEA unto itself to classify as an alternative school.</i> | alternative | Alpha | 1 | Y/N | 1-9 |
| SC0372 | School, Year Round – <i>A year round school is defined as a school that has a normal school calendar that includes planned student attendance days outside the regular late August to early June time frame used for traditional nine month schools for regular instructional days.</i> | sch_yrround | Alpha | 1 | Y/N | 1-9 |
| SC0374 | School, 4 Day – <i>A four-day school is a school that does not traditionally schedule instructional days for five consecutive days but achieves the required instructional hours normally required in a week in less than five days.</i> | sch_4day | Alpha | 1 | Y/N | 1-9 |
| SC0376 | School, Night – <i>A night school is a school that schedules the majority of instructional time in the evening or after 3:30 p.m.</i> | sch_night | Alpha | 1 | Y/N | 1-9 |
| | Service Learning – <i>A project guided by a school staff member that engages students in addressing a need within their school or community. The activities must be curriculum integrated and must include four components:</i> <ul style="list-style-type: none"> • Planning with student • Demonstration or performance of the activity • Reflection of the activity, and • Recognition of students | | | | | |
| SC0378 | Service Learning Project – <i>Does your school currently have a service learning project/course?</i> | serv_learn | Alpha | 1 | Y/N | 4 |
| SC0379 | Service Learning Course – <i>Has your school had a service-learning project/course in the past?</i> | serv_proj | Alpha | 1 | Y/N | 4 |
| SC0380 | School-Wide Character Education Program – <i>Character education taught throughout the entire school. Does your school have a school-wide character education program?</i> | sch_wide | Alpha | 1 | Y/N | 4 |

DATABASE SCHEMA

| ID | Element | Name | Type | Size | Values | Cycle |
|--------|---|---------------|-------|------|--------------|-------|
| SC0382 | School, Federal Programs Status – SW = SCHOOLWIDE (A school that has been approved by the ADE to provide Title I services on a school wide rather than a targeted assistance basis. A school must have at least 40% of their students identified as low income.) TA = TARGET ASSISTED (A school that provides Title I services to identified students eligible for the services.) NA = Not Applicable | sch_fedpgm | Alpha | 2 | Table | 1-9 |
| SC0385 | Level – A code indicating the range of grades taught in a school: 2 = Elementary School 3 = Middle/Junior School 4 = Secondary School | level | Num | 1 | Table | 1-9 |
| SC0390 | Site Use Code – A code used to describe the primary use of the school campus: 01= Kindergarten/Pre-School 02= Primary or Upper Elementary 03= Middle School 04= Junior High School 05= Senior High School 06= K-12 Comprehensive School 07= Other (i.e. administration, bus garage, athletics, etc.) | site_use | Num | 2 | Table | 1-9 |
| SC0490 | Hours, Staff Development – The number of hours teachers are scheduled for staff development based on Standard 3.112. | staffdev_hous | Num | 3 | | 1,2 |
| SC0560 | Book Volumes – The total number of book titles catalogued in the school's library and media center. Based on Standard 9.241. | lib_volumes | Num | 9 | | 1,2 |
| | Quarter Calendar | | | | | |
| SC0640 | Quarter # Begin Date – Date designated as the first school day of the quarter. | qtr1_beg | Date | 8 | MMDD YYYY | 3 |
| SC0650 | Quarter # End Date – Date designated as the last school day of the quarter. | qtr1_end | Date | 8 | MMDD YYYY | 3 |
| SC0660 | Quarter # Number of Days – Number of school days contained in the quarter. | qtr1_days | Num | 2 | | 3 |
| SC0670 | Quarter #2, Begin Date – Date designated as the first school day of the quarter. | qtr2_beg | Date | 8 | MMDD YYYY | 5 |
| SC0680 | Quarter #2, End Date – Date designated as the last school day of the quarter. | qtr2_end | Date | 8 | MMDD YYYY | 5 |
| SC0690 | Quarter #2, Number of Days – Number of school days contained in the quarter. | qtr2_days | Num | 2 | | 5 |
| SC0700 | Quarter #3, Begin Date – Date designated as the first school day of the quarter. | qtr3_beg | Date | 8 | MMDD YYYY | 6 |
| SC0710 | Quarter #3, End Date – Date designated as the last school day of the quarter. | qtr3_end | Date | 8 | MMDD YYYY | 6 |
| SC0720 | Quarter #3, Number of Days – Number of school days contained in the quarter. | qtr3_days | Num | 2 | | 6 |
| SC0730 | Quarter #4, Begin Date – Date designated as the first school day of the quarter. | qtr4_beg | Date | 8 | MMDD YYYY | 7 |
| SC0740 | Quarter #4, End Date – Date designated as the last school day of the quarter. | qtr4_end | Date | 8 | MMDD YYYY | 7 |
| SC0750 | Quarter #4, Number of Days – Number of school days contained in the quarter. | qtr4_days | Num | 2 | | 7 |

DATABASE SCHEMA

SC
school

| ID | Element | Name | Type | Size | Values | Cycle |
|--------|---|------------------|-------|------|--------|-------|
| | Tri-Annual Fire Drill | | | | | |
| SC0760 | Fire Marshall – Is there a School Fire Marshal Program currently in operation in each school? | firedr_marshpgm | Alpha | 1 | Y/N | 1 |
| SC0770 | Evacuation Plan – Is there an adequate evacuation plan with a diagram posted inside each classroom of the school. | firedr_evplan | Alpha | 1 | Y/N | 1 |
| SC0780 | Building Check – Are all buildings checked for hazards before being locked at the end of the day and at night after activities. | firedr_bldgck | Alpha | 1 | Y/N | 1 |
| | Early Childhood – Indicate the number of preschool classrooms and which programs utilize the classrooms | | | | | |
| SC0800 | Preschool Classroom Count – Does your school provide classroom space for children below Kindergarten age on either a school campus or property for one or more of the following? If yes, what is the total number of classroom programs on campus or property? | presch_clsrm | Num | 3 | | 2 |
| SC0815 | Head Start – A child development program that serve children from birth to age 5 and their families. | head_start | Alpha | 1 | Y/N | 2 |
| SC0820 | Arkansas Better Chance (ABC) – A state funded public pre-kindergarten for at risk children from birth to 5 years of age. | abc | Alpha | 1 | Y/N | 2 |
| SC0825 | Home Based – Home based programs such as Parents as teachers (PAT) Home Instruction for Parents of Preschool Youngsters (HIPPY). | hippy | Alpha | 1 | Y/N | 2 |
| SC0830 | Private Preschool – Profit/Non-profit programs. | priv_presch | Alpha | 1 | Y/N | 2 |
| SC0835 | District Funds – District funds a four (4) year old program | dist_fund | Alpha | 1 | Y/N | 2 |
| SC0840 | Early Childhood Special Education – Students receiving special education services by primary disability. | early_child_sped | Alpha | 1 | Y/N | 2 |
| SC0845 | Youngest Age Range – Enter the youngest age of the children served in the pre-school classroom. B – Birth 3 – 3 year N = Not applicable 1 – 1 year 4 – 4 year 2 – 2 year 5 – 5 year | young_presch | Alpha | 1 | Table | 2 |
| SC0850 | Oldest Age Range – Enter the oldest age of the children served in the pre-school classroom. B – Birth 3 – 3 year N = Not applicable 1 – 1 year 4 – 4 year 2 – 2 year 5 – 5 year | old_presch | Alpha | 1 | Table | 2 |
| | Out-of-School Program | | | | | |
| SC0860 | Before School – Scheduled academic/tutoring period prior to the beginning of a school day. | before_sch | Alpha | 1 | Y/N | 2 |
| SC0865 | After School – Scheduled academic/tutoring period following dismissal of the regular school day. | after_sch_prg | Alpha | 1 | Y/N | 2 |
| SC0870 | Weekends – Scheduled academic/tutoring/enrichment time on Saturday or Sunday. | wk_end_prg | Alpha | 1 | Y/N | 2 |
| SC0875 | Summer Program – Scheduled academic/tutoring time following or prior to the academic school year. | sum_sch_prg | Alpha | 1 | Y/N | 2 |
| | Safe Schools – Safe schools are those where students, staff members and visitors feel safe and welcome and have the opportunity to learn, teach, work and engage in activities without being threatened, intimidated, bullied, harassed, or made the victim of crime. | | | | | |
| SC0880 | Safe Schools – Has the school had a federal or state gun-free school violation as stated in the U.S. C. Federal Gun Free School Act (18 USC 922 (q) and/or Arkansas Criminal Code Annotated State Gun Free School Act (Ark. Code Ann. 6-21-608) or has the school had at least one criminal offense or one violent criminal offense on school property this year as stated in (Cited Codes* for violent criminal offense means homicide (Ark. Code Ann. § 5-10-101 et seq), rape (Ark. Code Ann. § 5-14-101 et. seq.), robbery (Ark. Code Ann. § 5-12-101 et. seq.) and/or aggravated assault (Ark. Code Ann. § 5-13-201-203 et. seq.) | safe_sch | Alpha | 1 | Y/N | 7 |

DATABASE SCHEMA

SC
school

| ID | Element | Name | Type | Size | Values | Cycle |
|--------|--|---------------|-------|------|--------|-------|
| | Defibrillator – Act 496 of 2009 requires each school campus to have an automated external defibrillator and appropriate school personnel be adequately trained on or before May 31, 2011 and after this date these personnel be adequately t on an ongoing basis. | | | | | |
| SC0890 | Defibrillator – The number of times the defibrillator was used during the regular school day. | during_day | Num | 2 | ## | 5 |
| SC0895 | Defibrillator – The number of times the defibrillator was used outside of regular school day. | outside_day | Num | 2 | ## | 5 |
| SC0900 | Defibrillator – The number of times the defibrillator was used for students. | stud_defib | Num | 2 | ## | 5 |
| SC0910 | Defibrillator – The number of times the defibrillator was used for faculty. | staff_difib | Num | 2 | ## | 5 |
| SC0915 | Contact Person Position Title – The position and/or title of the person responsible for overseeing the use of the defibrillator | contac_title | Alpha | 15 | | 5 |
| SC0920 | First Name | contac_fname | Alpha | 20 | | 5 |
| SC0925 | Middle Name – | contac_mname | Alpha | 15 | | 5 |
| SC0930 | Last Name – | contac_lname | Alpha | 25 | | 5 |
| SC0935 | Contact Suffix – The formal name extension period if applicable. (Jr., III) | contac_suffix | Alpha | 3 | | 5 |
| SC0940 | Trained Faculty – The number faculty members trained to use the defibrillator. | num_train | Num | 2 | ## | 5 |
| SC0945 | Defibrillator Fund – Was the defibrillator purchased with Tobacco Excise Tax fund? | defib_fund | Alpha | 1 | Y/N | 5 |

DATABASE SCHEMA

| ID | Element | Name | Type | Size | spcedearlychild | |
|--------|---|--------------|-------|------|-----------------|--------|
| | | | | | Values | Cycles |
| | Key | | | | | |
| SZ0010 | Fiscal Year – The fiscal year that this reporting represents: For the 2014/2015 reporting year fy must be = 25 | fy | Num | 2 | Table | 4,7 |
| SZ0020 | Cycle – The reporting cycle for which the data is submitted: 4 = December 15 th 7 = June 15 th | cycle | Num | 2 | Table | 4,7 |
| SZ0030 | LEA, District/Coop – Local Education Agency, the unique seven-digit number assigned by the ADE to identify individual county, district, and cooperative. The first two digits represent the county, the second two digits represent the district, and the last three digits represent the individual school, for example: 6001000 60 = Pulaski County 01 = Little Rock School District 000 = N/A (zeroes for district) | lea | Alpha | 7 | Appendix B,D | 4,7 |
| SZ0040 | SSN, Student – The nine-digit Social Security number of the student. If a student's SSN cannot be obtained, then the ADE assigned number as required by Arkansas Code Ann. 6-18-208 should be used. This number should remain the same throughout the student's school career. | ssn | Alpha | 9 | | 4,7 |
| | Early Childhood Student Name – Special Education services provided to children with disabilities ages 3 through 5. | | | | | |
| SZ0050 | First Name – The student's first name. (early childhood only) | fname | Alpha | 20 | | 4,7 |
| SZ0060 | Middle Name – The student's middle name. (early childhood only) | mname | Alpha | 15 | | 4,7 |
| SZ0070 | Last Name – The student's last name. (early childhood only) | lname | Alpha | 25 | | 4,7 |
| | General Early Childhood Student Information | | | | | |
| SZ0082 | Race – The general racial or ethnic heritage with which the individual most identifies from the following codes: YNNNNN = Hispanic NYNNNN = Native American/Alaskan Native NNYNNN = Asian NNNYNN = Black/African American NNNNYN = Native Hawaiian/Pacific Islander NNNNNY = White Y in more than one combination will be considered 2 or more races. | race_ethnic | Alpha | 6 | NNNNNN | 4,7 |
| SZ0083 | Federal Race Category – The categories used for reporting race to the US Department of Education. 1 = Hispanic 2 = American Indian/Alaskan Native 3 = Asian 4 = Black (non-Hispanic) 5 = Hawaiian/Pacific Islander 6 = White (non-Hispanic) 7 = Two or more races | fedrace | Alpha | 1 | Table | 7 |
| SZ0090 | Gender – The sexual classification of the student. M = Male F = Female | gender | Alpha | 1 | Table | 4,7 |
| SZ0100 | Date, Birth – The student's date of birth. (Must be a valid date prior to 12/01/2010) | birth_date | Date | 8 | MMDDY YYY | 4,7 |
| SZ0101 | Temporary Student – Indicates if student is being temporarily placed in the Special Education program until the student is determined eligible or the evaluation is completed. | temp_student | Alpha | 1 | Y/N | 4 |
| SZ0105 | LEA, District of Residence – The seven-digit number of residency. (Child Count Report – December 1 – Early Childhood) | resid_lea | Alpha | 7 | Appendix B | 4,7 |

DATABASE SCHEMA

| ID | Element | Name | Type | Size | spcedearlychild | |
|--------|--|------------|-------|------|-----------------|--------|
| | | | | | Values | Cycles |
| | General Early Childhood Student Information | | | | | |
| SZ0120 | Primary Disability – The code designating the student’s primary disability. (Child Count – December 1- Early Childhood) Use one of the following codes: <i>HI – Hearing Impaired</i> <i>SI – Speech/Language Impairments</i> <i>VI – Visual Impairments</i> <i>OI – Orthopedic Impairments</i> <i>OHI – Other Health Impairments</i> <i>DB – Deaf-Blindness</i> <i>MD – Multiple Disabilities</i> <i>AU – Autism</i> <i>TBI – Traumatic Brain Injury</i> <i>PS – Preschool Disabled (Non-categorical)</i> | prds_cd | Alpha | 3 | Table | 4,7 |
| SZ0131 | Educational Environment – The educational environment as proposed and defined under federal guidelines. (Child Count – December 1 – Early Childhood) <i>A1 – Regular Early Childhood (EC) program 10 + hours a week with majority of SpEd services in EC program</i> <i>A2 – Regular Early Childhood (EC) program 10 + hours a week with majority of SpEd services in other location</i> <i>B1 – Regular Early Childhood (EC) program <10 hours a week with majority of SpEd services in EC program</i> <i>B2 – Regular Early Childhood (EC) program <10 hours a week with majority of SpEd services in other location</i> <i>SP – Separate Class – 50% Non-Disabled</i> <i>RS – Residential</i> <i>SS – Separate School</i> <i>IO – Itinerant Service Outside the Home</i> <i>HM – Home</i> | fedenv_cd | Alpha | 2 | Table | 4,7 |
| SZ0135 | Program Type (Required) – Enter the type of program providing services to the student. Press Ctrl T to select an available code from the table. Highlight the code you wish to use and Press Ctrl G to insert the information in the field. <i>A = ABC</i> <i>H = Head Start</i> <i>HI = HIPPPY</i> <i>P = Licensed Preschool</i> <i>DC – Licensed Family Day Care Home</i> <i>O = Other (i.e., Itinerant/home)</i> | pgmtyp | Alpha | 3 | | 4,7 |
| SZ0140 | Status, English Language Learner (ELL) – Does the student have a language background other than English, and his or her proficiency in English is such that the probability of the student’s academic success in an English-only classroom is below that of native English language students. | ell | Alpha | 1 | | 4,7 |
| SZ0145 | Entry Date – The date the student entered your Special Education Early Childhood program . | entry_date | Date | 8 | MMDD YYYY | 4,7 |
| | Early Childhood Exiting Information: The status of a special education student, age 3 to kindergarten eligible, who left the special education program during the current fiscal year. | | | | | |

DATABASE SCHEMA

| ID | Element | Name | Type | Size | spcedearlychild | |
|--------|---|-------------------|-------|------|-----------------|--------|
| | | | | | Values | Cycles |
| SZ0150 | Kindergarten Conference Date – The date that the last kindergarten conference was held. | trans_kin | Date | 8 | MMDD YYYY | 7 |
| SZ0155 | Kindergarten Conference Code – Enter the code that describes the outcome of the kindergarten conference. NS = Transitioned with no service to Kindergarten TK = Transitioned to Kindergarten with Special Education KW = Kindergarten Waiver Re-Evaluation required | trans_code | Alpha | 2 | Table | 7 |
| SZ0156 | Conference LEA – The district LEA number with whom the early childhood program held the kindergarten conference. | trans_lea | Alpha | 4 | Table | 7 |
| SZ0160 | Exit Status – Indicate the reason why a student is no longer receiving special education early childhood services. KE = Kindergarten Eligible NS = No longer requires Services PR - Parent Refused Services NP = Not Placed US = Unknown Status DI = Deceased MA – Reached Maximum Age MK = Moved known to be continuing with EC Special Ed Services | exit_status | Alpha | 2 | Table | 7 |
| SZ0165 | Exit Date – Indicate the date the student exited the special education early childhood services program. | exit_date | Date | 8 | MMDD YYYY | 7 |
| | Early Childhood Outcomes: The functional level of the student for each outcome upon entry to special and exit from special education (exit code =KE or NS). | | | | | |
| SZ0179 | Entry Assessment Date – The date which the entry functional assessment scores were determined. | assess_date | Date | 8 | MMDD YYYY | 7 |
| SZ0180 | Entry Social Emotional Functional Score – The functional level determined by group consensus within 30 days of entry based on the Early Childhood Outcome Summary Form's 7-point scale. | assess_socialem | Alpha | 1 | | 7 |
| SZ0181 | Entry Knowledge/Skills Functional Score – The functional level determined by group consensus within 30 days of entry based on the Early Childhood Outcome Summary Form's 7-point scale. | entry_knowskills | Alpha | 1 | | 7 |
| SZ0182 | Entry Self Help Functional Score – The functional level determined by group consensus within 30 days of entry based on the Early Childhood Outcome Summary Form's 7-point scale | entry_selfhelp | Alpha | 1 | | 7 |
| SZ0183 | Exit Assessment Date – The date which the entry functional assessment scores were determined. | exitassess_date | Date | 8 | MMDD YYYY | 7 |
| SZ0184 | Exit Social Emotional Functional Score – The functional level determined by the group consensus upon exiting special education services based on the Early Childhood Outcome Summary Form's 7-point scale. | exas_socialem | Alpha | 1 | | 7 |
| SZ0185 | Exit Knowledge/Skills Functional Score – The functional level determined by the group consensus upon exiting special education services based on the Early Childhood Outcome Summary Form's 7-point scale. | exas_knowskills | Alpha | 1 | | 7 |
| SZ0186 | Exit Self Help Functional Score – The functional level determined by the group consensus upon exiting special education services based on the Early Childhood Outcome Summary Form's 7-point scale. | exas_selfhelp | Alpha | 1 | | 7 |
| SZ0187 | Social Emotional Improvement – Indicate if the child's functional level has improved from entry to exit. | exas_socialem_imp | Alpha | 1 | Y/N | 7 |

DATABASE SCHEMA

| ID | Element | Name | Type | Size | spcedearlychild | |
|--------|---|---------------------|-------|------|-----------------|--------|
| | | | | | Values | Cycles |
| SZ0188 | Knowledge/Skills Improvement – Indicate if the child's functional level has improved from entry to exit. | exas_knowskills_imp | Alpha | 1 | Y/N | 7 |
| SZ0189 | Self Help Improvement – Indicate if the child's functional level has improved from entry to exit. | exas_selfhelp_imp | Alpha | 1 | Y/N | 7 |
| SZ0200 | Special Education Teacher ID – This is the staff state ID of the teacher who holds the student's IEP folder, (staff state id). | tch_id | Alpha | 10 | Table | 4 |
| SZ0210 | Special Education Teacher Name – This is the teacher's first name tied to the staff information ID. | tch_fname | ALpha | 20 | Table | 4 |
| SZ0220 | Special Education Teacher Name – This is the teacher's last name tied to the staff information ID. | tch_lname | ALpha | 25 | Table | 4 |
| SZ0230 | Speech Therapist ID – This is the staff information ID of the therapist who provides speech services to the student. | st_id | ALpha | 10 | Table | 4 |
| SZ0240 | Speech Therapist Name – This is the speech therapist's first name tied to the staff information ID. | st_fname | ALpha | 20 | Table | 4 |
| SZ0240 | Speech Therapist Name – This is the speech therapist's last name tied to the staff information ID. | st_lname | ALpha | 25 | Table | 4 |

DATABASE SCHEMA

spcederlyinterv1

| ID | Element | Name | Type | Size | Values | Cycles |
|--------|---|-------------|-------|------|-----------------|--------|
| | Key | | | | | |
| EI0010 | Fiscal Year – The fiscal year that this reporting represents: For the 2014/2015 reporting year fy must be = 25 | fy | Num | 2 | Table | 7 |
| EI0020 | Cycle – The reporting cycle for which the data is submitted: 7 = June 15 th | cycle | Num | 2 | Table | 7 |
| EI0030 | LEA, District/Coop – Local Education Agency, the unique seven-digit number assigned by the ADE to identify individual county, district, and cooperative. The first two digits represent the county, the second two digits represent the district, and the last three digits represent the individual school, for example: 6001000 60 = Pulaski County 01 = Little Rock School District 000 = N/A (zeroes for district) | lea | Alpha | 7 | Appendix B,D | 7 |
| EI0040 | SSN – The nine-digit Social Security number of the student. If a student's SSN cannot be obtained, then the ADE assigned number as required by Arkansas Code Ann. 6-18-208 should be used. This number should remain the same throughout the student's school career. | ssn | Alpha | 9 | | 7 |
| | Special Education Early Intervening Services (School Age Only) – Services provided to “students in kindergarten through grade 12...who have not been identified as needing special education or related services but need additional academic and behavioral supports to succeed in a general education environment” IDEA, Sec. 612, (f) (1). | | | | | |
| EI0041 | First Name – The student's first name. | fname | Alpha | 20 | | 7 |
| EI0042 | Middle Name – The student's middle name. | mname | Alpha | 15 | | 7 |
| EI0043 | Last Name – The student's last name. | lname | Alpha | 25 | | 7 |
| EI0044 | State Unique Identifier – The unique 10-digit Triand identifier generated for the student by the state. | uniq_stu_id | Alpha | 10 | ##### ## | 7 |
| EI0045 | Date, Birth – The student's date of birth. | birth_date | Date | 8 | MMDDYY YYY | 7 |
| EI0050 | Race/Ethnic – The general racial or ethnic heritage with which the individual most identifies from the following codes: YNNNNN = Hispanic NYNNNN = Native American/Alaskan Native NNYNNN = Asian NNNYNN = Black/African American NNNNYN = Native Hawaiian/Pacific Islander NNNNNY = White Y in more than one combination will be considered 2 or more races. | race_ethnic | Alpha | 6 | NNNNNN | 7 |
| EI0051 | Federal Race Category – The categories used for reporting race to the US Department of Education. 1 = Hispanic 2 = American Indian/Alaskan Native 3 = Asian 4 = Black (non-Hispanic) 5 = Hawaiian/Pacific Islander 6 = White (non-Hispanic) 7 = Two or more races | fedrace | Alpha | 1 | Table | 7 |
| EI0060 | Gender – The sexual classification of the student. M = Male F = Female | gender | Alpha | 1 | Table | 7 |

DATABASE SCHEMA

spcederlyinterv1

| ID | Element | Name | Type | Size | Values | Cycles |
|--------|---|-------------|-------|------|--------------|--------|
| EI0065 | Grade Level – <i>The grade level in which the student is currently enrolled:</i> K = Kindergarten 08 = 8 th Grade 01 = 1 st Grade 09 = 9 th Grade 02 = 2 nd Grade 10 = 10 th Grade 03 = 3 rd Grade 11 = 11 th Grade 04 = 4 th Grade 12 = 12 th Grade 05 = 5 th Grade EE = Non-Graded Elementary 06 = 6 th Grade SM = Non-Graded Middle/Jr. 07 = 7 th Grade SS = Non-Graded Secondary | grade_level | Alpha | 2 | Table | |
| EI0070 | Status, English Language Learner (ELL) – <i>Student has a language background other than English, and his or her proficiency in English is such that the probability of the student's academic success in an English-only classroom is below that of native English language students.</i> | ell | Alpha | 1 | | 7 |
| EI0080 | Resident LEA – <i>Indicate the LEA number of the district where the student resides. (Required for all students).</i> | res_lea | Alpha | 7 | ##### | 7 |
| EI0090 | Entry Date – <i>Indicate the date the student entered Special Education Early Intervening Services Program.</i> | entry_date | Date | 8 | MMDD YYYY | 7 |
| EI0100 | Withdrawal Date – <i>Indicate the date on which Intervening Services ended.</i> | withd_date | Date | 8 | MMDD YYYY | 7 |
| EI0110 | Withdrawal/Exit Code – <i>Indicate the reason the student withdrew or exited Early Intervening Services.</i> SN = Services no longer needed SP = Placed into Special Education MD = Moved DO = Dropped out of school DP = Services discontinued at parent's request GR = Graduated RP = Reached Program Eligibility DI = Died | exit_code | Alpha | 2 | Table | 7 |

DATABASE SCHEMA

spcederlyinter2

| ID | Element | Name | Type | Size | Values | Cycles |
|--------|---|-------------|-------|------|-----------------|--------|
| | Key | | | | | |
| ER0010 | Fiscal Year – The fiscal year that this reporting represents: For the 2014/2015 reporting year fy must be = 25 | fy | Num | 2 | Table | 7 |
| ER0020 | Cycle – The reporting cycle for which the data is submitted: 7 = June 15 th | cycle | Num | 2 | Table | 7 |
| ER0030 | LEA, District/Coop – Local Education Agency, the unique seven-digit number assigned by the ADE to identify individual county, district, and cooperative. The first two digits represent the county, the second two digits represent the district, and the last three digits represent the individual school, for example: 6001000 60 = Pulaski County 01 = Little Rock School District 000 = N/A (zeroes for district) | lea | Alpha | 7 | Appendix B,D | 7 |
| ER0040 | SSN, Student – The nine-digit Social Security number of the student. If a student's SSN cannot be obtained, then the ADE assigned number as required by Arkansas Code Ann. 6-18-208 should be used. This number should remain the same throughout the student's school career. | ssn | Alpha | 9 | | 7 |
| | Special Education Early Intervening Services (School Age Only) –Services provided to “students in kindergarten through grade 12...who have not been identified as needing special education or related services but need additional academic and behavioral supports to succeed in a general education environment” IDEA, Sec. 612, (f) (1). | | | | | |
| ER0044 | State Unique Identifier – The unique 10-digit Triand identifier generated for the student by the state. | uniq_stu_id | Alpha | 10 | ##### | 7 |
| ER0050 | Type of Early Intervening Services – Indicate the type of Early Intervening Services the student is receiving and the date the service began and/or ended. SB – School Based Mental Health AT – Adaptive Technology LI – Literacy Instruction MI – Math Instruction SI – Science Instruction AS – Adaptive Software BE – Behavioral Evaluation OS – Other Services CB – Counseling/Behavioral Intervention LS – Language Skills RH – Section 504 of Rehab Act | type_serv | Alpha | 2 | Table | 7 |
| ER0055 | Other Services – If other (OS), enter the name of the service being provided. | oth_servs | Alpha | 30 | | 7 |
| ER0060 | Begin Date of Service – Date on which the Early Intervening Service began. | begin_date | Date | 8 | MMDD YYYY | 7 |
| ER0065 | End Date of Service – Date on which the Early Intervening Service ended. | end_date | Date | 8 | MMDD YYYY | 7 |

| ID | Element | Name | Type | Size | Values | Cycle |
|--------|---|---|-------|------|--------------|-------|
| | Key | | | | | |
| SX0010 | Fiscal Year – The fiscal year that this reporting cycle represents: For the 2014/2015 reporting year fy must be = 25 | fy | Num | 2 | Table | 4 |
| SX0020 | Cycle – The reporting cycle for which the data is submitted: 2 = October 15 th 4 = December 15 th | cycle | Num | 2 | Table | 4 |
| SX0030 | LEA, District/Coop – Local Education Agency, the unique seven-digit number assigned by the ADE to identify individual county, district, and cooperative. The first two digits represent the county, the second two digits represent the district, and the last three digits represent the individual school, for example: 6001000 60 = Pulaski County 01 = Little Rock School District 000 = N/A (zeroes for district) | lea | Alpha | 7 | Appendix B,D | 4 |
| SX0040 | SSN, Staff – The nine-digit Social Security number of the staff member being identified. | ssn | Alpha | 9 | | 4 |
| SX0060 | Title Code – Service Provider – The qualifying job description of the special education provider (including teachers). Teacher: The selection is to be based on teacher assignment as well as Section 17.00 and Section 30.00 of the Special Education Program Standards. | svpr_cd | Num | 2 | Table | 4 |
| | Related Service Providers | | | | | |
| | 03 – Early Childhood Teacher (EC Only) | 04 – Occupational Therapist | | | | |
| | 20 – Speech Therapy (SA and/or EC) | 05 – Physical Therapist | | | | |
| | 50 – Self-Contained 1:6 Teacher (SA Only) | 06 – PE Adaptive Teacher | | | | |
| | 51 – Self-Contained 1:10 Teacher (SA Only) | 07 – Recreational Therapist | | | | |
| | 52 – Self-Contained 1:15 Teacher (SA Only) | 08 – Psychological Examiner | | | | |
| | 53 – Resource Room Teacher (SA Only) | 09 – Educational Examiner | | | | |
| | 54 – Itinerant Instructor Teacher (SA and/or EC) | 10 – Psychologist | | | | |
| | 55 – Consulting Teacher (SA Only) | 11 – Medical/Nursing Staff | | | | |
| | 56 – Hospital/Homebound Teacher (SA Only) | 12 – Audiologist | | | | |
| | 57 – Co-Teaching Teacher (SA Only) | 14 – School Social Worker | | | | |
| | 58 – Indirect Teacher (SA Only) | 17 – Counselor | | | | |
| | 59 – Integrated Classroom Model Teacher (SA Only) | 18 – Orientation and Mobility Services | | | | |
| | Paraprofessional | 19 – Educational Interpreter (Deaf) | | | | |
| | 13 – Classroom Instructional Aide/Paraprofessional | 24 – School Psychologist | | | | |
| | Other Providers | | | | | |
| | 01 – Special Education Supervisor (LEA Supervisor/EC Coordinator ONLY) | 21 – Speech Language Assistant/Aide | | | | |
| | 02 - Other Special Education Administrators (non-clerical) | 22- Occupational Therapy Assistant/Aide | | | | |
| | 15 – Voc.Ed .Teacher – Job Coach | 23- Physical Therapy Assistant/Aide | | | | |
| | 16 - Work Study Coordinator/CCE/Secondary Transition | 25 – Other: See Data Dictionary | | | | |

STATEWIDE INFORMATION SYSTEM 2014/2015

| DATABASE SCHEMA | | | | SX spcedemployee | | |
|---|--|------------|-------|---------------------|--------|-------|
| ID | Element | Name | Type | Size | Values | Cycle |
| SX0070 | Other Description – <i>The description for other providers.</i> | other_desc | Alpha | 25 | | 4 |
| SX0090 | Grade Levels – <i>Indicate the grade level the teacher is assigned.</i> E = Elementary PS = Early Childhood JE = Junior High and Elementary MS = Middle School ME = Middle and Elementary JS = Junior and Senior High JM = Junior High and Middle School JH = Junior High SE = Senior High and Elementary SH = Senior High SM = Senior High and Middle School ALL = Elementary through Senior High | sped_grd | Alpha | 3 | Table | 4 |
| SX0194 | Building Code – <i>The building code, which the school age teacher (03,20, 50, 52,53, 54, 55, 56, 57 and 58) is assigned. Early Childhood should use the district code (000).</i> | bldg_code | Num | 3 | ### | 4 |
| Special Education Employee Name | | | | | | |
| SX0195 | First | fname | Alpha | 20 | | 4 |
| SX0196 | Middle | mname | Alpha | 15 | | 4 |
| SX0197 | Last | lname | Alpha | 25 | | 4 |
| Special Education Teacher/Service Provider Information – <i>Personnel who have met SEA-approved or SEA-recognized certification, licensing, registration or other comparable requirements that apply to the area in which the individuals are providing special education or related services.</i> | | | | | | |
| SX0199 | Certification Status/Teacher/Service Provider – <i>The certification status of the special education teacher/service provider. This is personnel who have met SEA-approved or SEA-recognized certification, licensing, registration or other comparable requirements that apply to the area in which the individuals are providing special education or related services. See Data Dictionary for full descriptions.</i> A – 1 st Year Teacher SPED, Not Fully Certified B – 2 nd Year Teaching SPED, Not Fully Certified C – 3 rd Year Teaching SPED, Not Fully Certified (includes ALP) D – Fully Certified SPED, appropriate licensure E – Non-teacher - certified F – Private provider - certified G – Non-Teacher - not certified H – Private provider - not certified I – Other Certification Status. Anyone identified with this code is considered not fully certified. | tecert_cd | Alpha | 1 | Table | 4 |
| SX0200 | Classroom Aide – <i>Indicate if the teacher (title code for teacher 03, 06, 15, 20, 50, 5 52, 53, 54, 55, 56, 57, 58) has an aide assigned to him/her. A Speech Pathologist with a Speech Language Assistant/Aide (SLA) selects SP or SF codes. Only title code 20 should use SP or SF.</i> P=Part-time F=Full-time SP = Part-time SLA SF = Full-time SLA NA=Not Applicable | sped_aide | Alpha | 2 | Table | 4 |

| ID | Element | Database Schema | Name | Type | Size | Values | Cycle | | | | | | | | | | | | | | | | | | | | | | | | | | | | | | | | | | | | | | | | | | | | | | | | | | | | | | | | | | | | | | | | | | | | | | | | | | | | | | | | | | | | | | | | | | | | | | | |
|--------|---|-----------------|-------|------|------|--------|-------|------|-----|-----|------|--|--|--|--|--|--|---|------|----|------|----|------|----|------|---|------|----|------|----|------|----|------|---|------|----|------|----|------|----|------|---|------|----|------|----|------|----|------|---|------|----|------|----|------|----|------|---|------|----|------|----|------|----|------|---|------|----|------|----|------|----|------|---|------|----|------|----|------|----|------|---|------|----|------|----|------|----|------|----|------|----|------|----|------|----|------|----------|-----|-----|-----|---|
| SX0210 | <p>Provider FTE – Provider Full-Time Equivalency(FTE) of individuals providing special education services in decimal format. Do Not enter the actual number of instructional hours. List the appropriate FTE of each person based on a 40-hour workweek (i.e., 1.0, .5). An individual providing 9 hours of services would use an FTE of 0.22. If an employee is considered full-time, but does not work 40 hours, indicate them as full-time. For example, if a teacher works 36 hours a week and is considered full-time, indicate the teacher's FTE as 1.00.</p> <table border="1"> <thead> <tr> <th>Hour</th> <th>FTE</th> <th>Hour</th> <th>FTE</th> <th>Hour</th> <th>FTE</th> <th>Hour</th> <th>FTE</th> </tr> </thead> <tbody> <tr><td>0.5</td><td>0.01</td><td></td><td></td><td></td><td></td><td></td><td></td></tr> <tr><td>1</td><td>0.02</td><td>11</td><td>0.27</td><td>21</td><td>0.52</td><td>31</td><td>0.77</td></tr> <tr><td>2</td><td>0.05</td><td>12</td><td>0.30</td><td>22</td><td>0.55</td><td>32</td><td>0.80</td></tr> <tr><td>3</td><td>0.07</td><td>13</td><td>0.32</td><td>23</td><td>0.57</td><td>33</td><td>0.82</td></tr> <tr><td>4</td><td>0.10</td><td>14</td><td>0.35</td><td>24</td><td>0.60</td><td>34</td><td>0.85</td></tr> <tr><td>5</td><td>0.12</td><td>15</td><td>0.37</td><td>25</td><td>0.62</td><td>35</td><td>0.87</td></tr> <tr><td>6</td><td>0.15</td><td>16</td><td>0.40</td><td>26</td><td>0.65</td><td>36</td><td>0.90</td></tr> <tr><td>7</td><td>0.17</td><td>17</td><td>0.42</td><td>27</td><td>0.67</td><td>37</td><td>0.92</td></tr> <tr><td>8</td><td>0.20</td><td>18</td><td>0.45</td><td>28</td><td>0.70</td><td>38</td><td>0.95</td></tr> <tr><td>9</td><td>0.22</td><td>19</td><td>0.47</td><td>29</td><td>0.72</td><td>39</td><td>0.97</td></tr> <tr><td>10</td><td>0.25</td><td>20</td><td>0.50</td><td>30</td><td>0.75</td><td>40</td><td>1.00</td></tr> </tbody> </table> | Hour | FTE | Hour | FTE | Hour | FTE | Hour | FTE | 0.5 | 0.01 | | | | | | | 1 | 0.02 | 11 | 0.27 | 21 | 0.52 | 31 | 0.77 | 2 | 0.05 | 12 | 0.30 | 22 | 0.55 | 32 | 0.80 | 3 | 0.07 | 13 | 0.32 | 23 | 0.57 | 33 | 0.82 | 4 | 0.10 | 14 | 0.35 | 24 | 0.60 | 34 | 0.85 | 5 | 0.12 | 15 | 0.37 | 25 | 0.62 | 35 | 0.87 | 6 | 0.15 | 16 | 0.40 | 26 | 0.65 | 36 | 0.90 | 7 | 0.17 | 17 | 0.42 | 27 | 0.67 | 37 | 0.92 | 8 | 0.20 | 18 | 0.45 | 28 | 0.70 | 38 | 0.95 | 9 | 0.22 | 19 | 0.47 | 29 | 0.72 | 39 | 0.97 | 10 | 0.25 | 20 | 0.50 | 30 | 0.75 | 40 | 1.00 | inst_hrs | Dec | 3,2 | ### | 4 |
| Hour | FTE | Hour | FTE | Hour | FTE | Hour | FTE | | | | | | | | | | | | | | | | | | | | | | | | | | | | | | | | | | | | | | | | | | | | | | | | | | | | | | | | | | | | | | | | | | | | | | | | | | | | | | | | | | | | | | | | | | | | | | | |
| 0.5 | 0.01 | | | | | | | | | | | | | | | | | | | | | | | | | | | | | | | | | | | | | | | | | | | | | | | | | | | | | | | | | | | | | | | | | | | | | | | | | | | | | | | | | | | | | | | | | | | | | | | | | | | | | |
| 1 | 0.02 | 11 | 0.27 | 21 | 0.52 | 31 | 0.77 | | | | | | | | | | | | | | | | | | | | | | | | | | | | | | | | | | | | | | | | | | | | | | | | | | | | | | | | | | | | | | | | | | | | | | | | | | | | | | | | | | | | | | | | | | | | | | | |
| 2 | 0.05 | 12 | 0.30 | 22 | 0.55 | 32 | 0.80 | | | | | | | | | | | | | | | | | | | | | | | | | | | | | | | | | | | | | | | | | | | | | | | | | | | | | | | | | | | | | | | | | | | | | | | | | | | | | | | | | | | | | | | | | | | | | | | |
| 3 | 0.07 | 13 | 0.32 | 23 | 0.57 | 33 | 0.82 | | | | | | | | | | | | | | | | | | | | | | | | | | | | | | | | | | | | | | | | | | | | | | | | | | | | | | | | | | | | | | | | | | | | | | | | | | | | | | | | | | | | | | | | | | | | | | | |
| 4 | 0.10 | 14 | 0.35 | 24 | 0.60 | 34 | 0.85 | | | | | | | | | | | | | | | | | | | | | | | | | | | | | | | | | | | | | | | | | | | | | | | | | | | | | | | | | | | | | | | | | | | | | | | | | | | | | | | | | | | | | | | | | | | | | | | |
| 5 | 0.12 | 15 | 0.37 | 25 | 0.62 | 35 | 0.87 | | | | | | | | | | | | | | | | | | | | | | | | | | | | | | | | | | | | | | | | | | | | | | | | | | | | | | | | | | | | | | | | | | | | | | | | | | | | | | | | | | | | | | | | | | | | | | | |
| 6 | 0.15 | 16 | 0.40 | 26 | 0.65 | 36 | 0.90 | | | | | | | | | | | | | | | | | | | | | | | | | | | | | | | | | | | | | | | | | | | | | | | | | | | | | | | | | | | | | | | | | | | | | | | | | | | | | | | | | | | | | | | | | | | | | | | |
| 7 | 0.17 | 17 | 0.42 | 27 | 0.67 | 37 | 0.92 | | | | | | | | | | | | | | | | | | | | | | | | | | | | | | | | | | | | | | | | | | | | | | | | | | | | | | | | | | | | | | | | | | | | | | | | | | | | | | | | | | | | | | | | | | | | | | | |
| 8 | 0.20 | 18 | 0.45 | 28 | 0.70 | 38 | 0.95 | | | | | | | | | | | | | | | | | | | | | | | | | | | | | | | | | | | | | | | | | | | | | | | | | | | | | | | | | | | | | | | | | | | | | | | | | | | | | | | | | | | | | | | | | | | | | | | |
| 9 | 0.22 | 19 | 0.47 | 29 | 0.72 | 39 | 0.97 | | | | | | | | | | | | | | | | | | | | | | | | | | | | | | | | | | | | | | | | | | | | | | | | | | | | | | | | | | | | | | | | | | | | | | | | | | | | | | | | | | | | | | | | | | | | | | | |
| 10 | 0.25 | 20 | 0.50 | 30 | 0.75 | 40 | 1.00 | | | | | | | | | | | | | | | | | | | | | | | | | | | | | | | | | | | | | | | | | | | | | | | | | | | | | | | | | | | | | | | | | | | | | | | | | | | | | | | | | | | | | | | | | | | | | | | |
| SX0340 | <p>Licensure Number/Teacher Endorsement Code – Indicate the appropriate licensure endorsement or certification number for the teacher or provider. This applies to special education teacher licensure endorsement codes for title codes (03, 20, 50, 51 52, 53, 54, 55, 56, 57, and 58) and related service providers. For example: 230.231.002.168.001 or OT235.</p> | lic_end | Alpha | 50 | | 4 | | | | | | | | | | | | | | | | | | | | | | | | | | | | | | | | | | | | | | | | | | | | | | | | | | | | | | | | | | | | | | | | | | | | | | | | | | | | | | | | | | | | | | | | | | | | | | | | |

DATABASE SCHEMA

RF
spcedrefrac

| ID | Element | Name | Type | Size | Values | Cycles |
|--------|--|-------------|-------|------|-----------------|--------|
| | Key | | | | | |
| RF0010 | Fiscal Year – The fiscal year that this reporting represents: For the 2014/2015 reporting year fy must be = 25 | fy | Num | 2 | Table | 7 |
| RF0020 | Cycle – The reporting cycle for which the data is submitted: 7 = June 15 th | cycle | Num | 2 | Table | 7 |
| RF0030 | LEA, District/Coop – Local Education Agency, the unique seven-digit number assigned by the ADE to identify individual county, district,, and cooperative. The first two digits represent the county, the second two digits represent the district, and the last three digits represent the individual school, for example: 6001000 60 = Pulaski County 01 = Little Rock School District 000 = N/A (zeroes for district) | lea | Alpha | 7 | Appendix B,D | 7 |
| RF0040 | ID/SSN – The nine-digit Social Security number of the student. If a student's SSN cannot be obtained, then the ADE assigned number as required by Arkansas Code Ann. 6-18-208 should be used. This number should remain the same throughout the student's school career. | ssn | Alpha | 9 | | 7 |
| | Special Education Referral Tracking Screen (Early Childhood and School Age) – Students who have been referred to special education for evaluation, ages 3-21. | | | | | |
| RF0041 | First Name – The student's legal first name, as printed on the student's birth certificate, social security card, or other legally binding documentation. | fname | Alpha | 25 | | 7 |
| RF0042 | Middle Name – The student's legal middle name, as printed on the student's birth certificate, social security card, or other legally binding documentation. | mname | Alpha | 15 | | 7 |
| RF0043 | Last Name – The student's legal last name, as printed on the student's birth certificate, social security card, or other legally binding documentation.. | lname | Alpha | 20 | | 7 |
| RF0045 | Date, Birth – The student's date of birth. *Please make sure that the student's birth date is accurate. | birth_date | Date | 8 | MMDDYY YYY | 7 |
| RF0082 | Race/Ethnic Race – The general racial or ethnic heritage with which the individual most identifies from the following codes: YNNNNN = Hispanic NYNNNN = Native American/Alaskan Native NNYNNN = Asian NNNYNN = Black/African American NNNNYN = Native Hawaiian/Pacific Islander NNNNNY = White Y in more than one combination will be considered 2 or more races. | race_ethnic | Alpha | 6 | NNNNNN | 7 |
| RF0083 | Federal Race Category – The categories used for reporting race to the US Department of Education. 1 = Hispanic 2 = American Indian/Alaskan Native 3 = Asian 4 = Black (non-Hispanic) 5 = Hawaiian/Pacific Islander 6 = White (non-Hispanic) 7 = Two or more races | fedrace | Alpha | 1 | Table | 7 |
| RF0090 | Gender – The sexual classification of the student. M = Male F = Female | gender | Alpha | 1 | Table | 7 |

DATABASE SCHEMA

RF
spcedrefrac

| ID | Element | Name | Type | Size | Values | Cycles |
|--------|--|---------------|-------|------|--------------|--------|
| RF0095 | <p>Grade Level – <i>The grade level in which the student is currently enrolled:</i></p> <p>P = Pre-School 08 = 8th Grade K = Kindergarten 09 = 9th Grade 01 = 1st Grade 10 = 10th Grade 02 = 2nd Grade 11 = 11th Grade 03 = 3rd Grade 12 = 12th Grade 04 = 4th Grade EE = Non-Graded Elementary 05 = 5th Grade SM = Non-Graded Middle/Jr. 06 = 6th Grade SS = Non-Graded Secondary 07 = 7th Grade</p> | grade_level | Alpha | 2 | Table | 7 |
| RF0100 | <p>Status, English Language Learner (ELL) – <i>Student has a language background other than English, and his or her proficiency in English is such that the probability of the student's academic success in an English-only classroom is below that of native English language students.</i></p> | ell | Alpha | 1 | | 7 |
| RF0105 | <p>Resident LEA – <i>Indicate the resident LEA of the student being referred to special education.</i></p> | res_lea | Alpha | 7 | ##### | 7 |
| RF0110 | <p>Private School Student – <i>Is the student in private school not placed or referred by public agencies?</i></p> <p>Y = Yes, the student being referred was parentally placed in a private school and not placed or referred to the private school by public agencies.</p> <p>N = No</p> | priv_stud | Alpha | 1 | Y/N | 7 |
| RF0114 | <p>Name of Private School – <i>Provide the name of the private school the student is attending</i></p> | priv_schname | Alpha | 30 | | 7 |
| RF0115 | <p>LEA, School (Building Code) – <i>The last three digits of the school number as assigned by the state.</i></p> | bld_code | Alpha | 3 | ### | 7 |
| RF0116 | <p>Part C to Part B Transition – <i>Is the student being transitioned from a "Part C" IDEA program to a "Part B" Early Childhood Program?</i></p> <p>Y = Yes, the student is being transitioned from a "Part C" IDEA program to a "Part B" Early Childhood Program.</p> <p>N = No</p> | trans_partc | Alpha | 1 | Y/N | 7 |
| RF0117 | <p>Part C & B Concurrent – <i>Ref_c: Part C received referral less than 90 days from the 3rd birthday.</i></p> | ref_c | Alpha | 1 | Y/N | 7 |
| RF0120 | <p>Referral Date – <i>The date that the referral was received.</i></p> | ref_date | Date | 8 | MMDD YYYY | 7 |
| RF0121 | <p>Parent Consent to Evaluate Date – <i>Date that the parent/guardian consented to evaluation.</i></p> | par_eval_date | Date | 8 | MMDD YYYY | 7 |
| RF0125 | <p>Evaluation Date – <i>The date that the evaluation process was complete.</i></p> | eval_date | Date | 8 | MMDD YYYY | 7 |

DATABASE SCHEMA

RF
spcedrefrac

| ID | Element | Name | Type | Size | Values | Cycles |
|--------|--|--------------|-------|------|--------------|--------|
| RF0126 | Reason Evaluation exceeded 60 day timeline IL = Child or Family illness/death delayed evaluations TR = Transferred from another program during the due process EV = Evaluations not completed in accordance with timelines FM = Family moved making the child unavailable EC = Family cancelled evaluation date(s) requiring it to be rescheduled PW = Parent withdrew consent PR = Parent refused initial consent to evaluate OT = Other AT = Additional Testing Required HV = Failed Hearing/Vision Screening | eval_reason | Alpha | 2 | Table | 7 |
| RF0127 | Evaluation Other Reason – If other (OT), enter the name of the service being provided. | eval_other | Alpha | 30 | | 7 |
| RF0128 | Eligibility Determination Date (EDD) – The date which eligibility was determined. | edd_date | Date | 8 | MMDD YYYY | 7 |
| RF0129 | Reason EDD exceeds 30 days' timeline IL = Child or Family illness/death delayed evaluations TR = Transferred from another program during the due process EV = Evaluations not completed in accordance with timelines FM = Family moved making the child unavailable FC = Family cancelled ED Conference(s) requiring it to be rescheduled PW = Parent withdrew consent OT = Other | edd_90_cd | Alpha | 2 | Table | 7 |
| RF0130 | EDD Other Reason - If other (OT), enter the name of the service being provided. | edd_other90 | Alpha | 30 | | 7 |
| RF0131 | Reason EDD exceeded 3rd Birthday (Early Childhood only) PR = Parent refused initial consent IL = Child/Family illness delayed due process TR = Transferred from another program during the due process EV = Evaluation not completed in accordance with timelines PC = "Part C" failed to refer child for transition within timelines OT = Other | edd_ecbirthd | Alpha | 2 | Table | 7 |
| RF0132 | 3rd EDD Other Reason (Early Childhood only) | edd_other3 | Alpha | 30 | | 7 |
| RF0133 | Served by Temporary IEP (Part C to B only) – Indicate if a child transitioning from Part C to B special education services, who did not have an EDD determined by their 3 rd birthday, was served on their 3 rd birthday with a temporary IEP. | 3temp_iep | Alpha | 1 | Y/N | 7 |
| RF0134 | Special Education Placement – Indicate if the student was determined eligible for special education services. Y = Yes, the student was determined eligible for special education services and was placed. N = No | sped_plac | Alpha | 1 | Y/N | 7 |

DATABASE SCHEMA

RF
spcedrefrac

| ID | Element | Name | Type | Size | Values | Cycles |
|--------|--|--------------|-------|------|--------------|--------|
| RF0135 | <p>Early Intervening Services – <i>Early Intervening Services provided to “students in kindergarten through grade 12...who have not been identified as needing special education or related services but need additional academic and behavioral supports to succeed in a general education environment” IDEA, Sec.612, (f)(1).</i></p> <p>Y = Yes, the student was placed into early intervening services in accordance with Arkansas Department of Education (ADE) guidelines (services are paid for by the 15% set-aside for early intervening services in accordance with IDEA, Section 612).</p> <p>N = No</p> | early_interv | Alpha | 1 | Y/N | 7 |
| RF0140 | <p>Parent Consent to Place in Special Education Date – <i>Date that the parent/guardian consented to placement in special education.</i></p> | cons_sped | Date | 8 | MMDD YYYY | 7 |
| RF0145 | <p>Referral Process Complete – <i>The referral due process for this student is complete.</i></p> <p>Y = Yes, the referral due process for this student is complete.</p> <p>N = No</p> | ref_comp | Alpha | 1 | Y/N | 7 |
| RF0150 | <p>Reason for Completion</p> <p>SP = Placed into special education NE = Not eligible for special education EI = Placed into early intervening services FM = Family moved making the child unavailable TR = Transferred to another program during the due process RS = Parent refused services ED = Child died OT = Other NT = Team decided not to test</p> | rfc_reason | Alpha | 2 | Table | 7 |
| RF0155 | <p>Completion Other – <i>If other (OT), enter the name of the service being provided.</i></p> | co_servs | Alpha | 30 | | 7 |

STATEWIDE INFORMATION SYSTEM 2014/2015

| ID | Element | DATABASE SCHEMA | | | SY | |
|--------|---|-----------------|-------|------|--------------|--------|
| | | Name | Type | Size | Values | Cycles |
| | Key | | | | | |
| SY0010 | Fiscal Year – The fiscal year that this reporting represents: For the 2014/2015 reporting year fy must be = 25 | fy | Num | 2 | Table | 4,7 |
| SY0020 | Cycle – The reporting cycle for which the data is submitted: 4 = December 15 th 7 = June 15 th | cycle | Num | 2 | Table | 4,7 |
| SY0030 | LEA, District – Local Education Agency, the unique seven-digit number assigned by the ADE to identify individual county, district, schools, cooperatives, and vocational institutions. The first two digits represent the county, the second two digits represent the district, and the last three digits represent the individual school, for example: 6001000 60 = Pulaski County 01 = Little Rock School District 000 = N/A (zeroes for district) | lea | Alpha | 7 | Appendix B | 4,7 |
| SY0040 | SSN, Student – The nine-digit Social Security number of the student. If a student’s SSN cannot be obtained, then the ADE assigned number as required by Arkansas Code Ann. 6-18-208 should be used. This number should remain the same throughout the student’s school career. | ssn | Alpha | 9 | | 4,7 |
| | Special Education School Age Student Information – Special Education services provided to children with disabilities ages 6 – 21. | | | | | |
| | Student’s Name (Last Name, Middle Name, First Name) – Provide the student full name. | | | | | |
| SY0076 | First Name – The student’s first name. | fname | Alpha | 20 | | 4,7 |
| SY0077 | Middle Name – The student’s middle name | mname | Alpha | 15 | | 4,7 |
| SY0078 | Last Name – The student’s last name. | lname | Alpha | 25 | | 4,7 |
| SY0079 | State Unique Identifier – The unique 10-digit Triand identifier generated for the student by the state. | uniq_stu_id | Alpha | 10 | ##### | 4,7 |
| SY0082 | Race/Ethnic – The general racial or ethnic heritage with which the individual most identifies from the following codes: YNNNNN = Hispanic NYNNNN = Native American/Alaskan Native NNYNNN = Asian NNNYNN = Black/African American NNNNYN = Native Hawaiian/Pacific Islander NNNNNY = White Y in more than one combination will be considered 2 or more races. | race_ethnic | Alpha | 6 | NNNNNN | 4,7 |
| SY0083 | Federal Race Category – The categories used for reporting race to the US Department of Education. 1 = Hispanic 2 = American Indian/Alaskan Native 3 = Asian 4 = Black (non-Hispanic) 5 = Hawaiian/Pacific Islander 6 = White (non-Hispanic) 7 = Two or more races | fedrace | Alpha | 1 | Table | 7 |
| SY0090 | Gender – The sexual classification of the student. (Child Count – December 1 – School Age) M = Male F = Female | gender | Alpha | 1 | Table | 4,7 |
| SY0100 | Date, Birth – The student’s date of birth. (Child Count – December 1 – School Age) | birth_date | Date | 8 | MMDD YYYY | 4,7 |
| SY0101 | Temporary Student – Indicates if student is being temporarily placed in the Special Education program until the student is determined eligible or the evaluation is completed. | temp_student | Alpha | 1 | Y/N | 4 |

| ID | Element | DATABASE SCHEMA | | | SY | |
|--------|---|------------------|-------|------|------------|--------|
| | | Name | Type | Size | Values | Cycles |
| SY0102 | <p>Grade Level – The grade level in which the student is currently enrolled:</p> <p><i>K = Kindergarten 08 = 8th Grade</i> <i>01 = 1st Grade 09 = 9th Grade</i> <i>02 = 2nd Grade 10 = 10th Grade</i> <i>03 = 3rd Grade 11 = 11th Grade</i> <i>04 = 4th Grade 12 = 12th Grade</i> <i>05 = 5th Grade EE = Non-Graded Elementary</i> <i>06 = 6th Grade SM = Non-Graded Middle/Jr.</i> <i>07 = 7th Grade SS = Non-Graded Secondary</i></p> | grade | Alpha | 2 | Table | 4,7 |
| SY0105 | <p>Assigned Grade Level for a Non-Graded Student. – Any non-graded student (EE, SM, SS) must be assigned a grade level for standardized testing purposes. If the grade level to be assigned is unclear then take the child's age as of September 30th and subtract 5. For example a non-graded student who was 10 years old on September 30th would be in grade 5 for testing purposes.</p> <p>Select the assigned grade level for the non-graded student based on the above criteria.</p> <p><i>K = Kindergarten 07 = 7th Grade</i> <i>01 = 1st Grade 08 = 8th Grade</i> <i>02 = 2nd Grade 09 = 9th Grade</i> <i>03 = 3rd Grade 10 = 10th Grade</i> <i>04 = 4th Grade 11 = 11th Grade</i> <i>05 = 5th Grade 12 = 12th Grade</i> <i>06 = 6th Grade</i></p> | non-graded | Alpha | 2 | Table | 4 |
| SY0106 | <p>Alternate Portfolio – Indicate if student's IEP requires them to submit an alternate portfolio for benchmark and end of course assessments. This applies to grades 3-8 for literacy and mathematics; grade 11 for literacy; grade 9 for Mathematics; and grade 10 for science.</p> | alt_port | Alpha | 1 | Y/N | 4 |
| SY0107 | <p>Charter School – Indicate if the student is enrolled in a charter school.</p> | charter_sch | Alpha | 1 | Y/N | 4,7 |
| SY0108 | <p>LEA, School (Building Code) – The last three digits of the school number as assigned by the state.</p> | bldg_code | Alpha | 3 | ### | 4,7 |
| SY0109 | <p>Status, English Language Learner (ELL) – Student has a language background other than English, and his or her proficiency in English is such that the probability of the student's academic success in an English-only classroom is below that of native English language students.</p> | ell | Alpha | 1 | Y/N | 4,7 |
| SY0110 | <p>School Choice General – Indicate if the student resides in another district, but is enrolled in your district under school choice general.</p> | sch_choice | Alpha | 1 | Y/N | 4 |
| SY0111 | <p>School Choice (School Improvement Outside the District) – Indicate if a student resides in another district, but is enrolled in your district under school choice school improvement from outside the district.</p> | schimprv_outdist | Alpha | 1 | Y/N | 4 |
| SY0112 | <p>School Choice Resident LEA – Indicate the resident LEA of the student who is enrolled in your district under school choice general or school improvement outside the district.</p> | res_lea | Alpha | 7 | Appendix B | 4 |

| ID | Element | DATABASE SCHEMA | | | SY | |
|--------|--|-----------------|-------|------|------------|--------|
| | | Name | Type | Size | Values | Cycles |
| SY0115 | Primary Disability – <i>The code designating the student’s primary disability. (Child Count – December 1 – School Age) Use one of the following codes:</i> MR – Intellectual Disability HI – Hearing Impaired SI – Speech/Language Impairments VI – Visual Impairments ED – Emotional Disturbance OI – Orthopedic Impairments OHI – Other Health Impairments SLD – Specific Learning Disabilities DB – Deaf-Blindness MD – Multiple Disabilities AU – Autism TBI – Traumatic Brain Injury | prds_cd | Alpha | 3 | Table | 4,7 |
| SY0120 | Educational Placement – Ages 6-21 – <i>The primary educational placement as defined under federal guidelines. (Child Count – December 1 – School Age) The placement codes are as follows:</i> CF – Correctional Facilities DB – Public Day School DI – Private Day School HH – Hospital/Homebound PP – Parentally Placed in Private Schools RB – Public Residential RG – Regular Class with Special Ed (up to 21%) RI – Private Residential RR – Resource Room (21% to 60% SPED) SC – Special Class/Self-Contained (60% or more SPED) | fedpl_cd | Alpha | 2 | Table | 4,7 |
| SY0140 | Private Provider – <i>The name of the private provider for the educational placement codes of DI,DB,RB,RI,HH,CF,PP. (Child Count – December 1 – School Age)</i> | priv_pro | Alpha | 30 | | 4 |
| SY0165 | Private School Residents – <i>The LEA number of the district where the private school student resides.</i> | resid_lea | Alpha | 7 | Appendix B | 4 |
| SY0170 | Private Provider Residents – <i>The LEA number of the sending district from which the student came.</i> | privprov_lea | Alpha | 7 | Appendix B | 4 |
| | EXIT INFORMATION – <i>The status of a special education student, age 14-21 who left the special education program during the current school year according to the categories defined under the Individuals with Disabilities Education Act Amendments of 1997.</i> | | | | | |
| SY0190 | Exit Status – <i>Indicate if the student, age 14-21 left the special education program during the current school year. (Exiting Report – June 15 – School Age) The exiting categories are as follows:</i> DI – Died DO – Dropped Out GC – Graduated – Certificate GD – Graduated – Diploma MA – Reached Maximum Age MK – Moved, Known Continuing RC – Returned-Regular Class | sped_exit | Alpha | 2 | Table | 7 |

| ID | Element | DATABASE SCHEMA | | | SY | |
|--------|--|-----------------|-------|------|----------------------|--------|
| | | Name | Type | Size | spcdschage Values | Cycles |
| SY0200 | Educational Placement-Previous Year – <i>The student's educational placement under federal guidelines for the previous school year. (Exiting Report – June 15 – School Age)</i> RG – Regular Class with Special Ed RN – Regular Class with No Special Ed RR – Resource Room SC – Special Class DI – Private Day School DB – Public Day School RI – Private Residential RB – Public Residential HH – Hospital/Homebound CF – Correction Facility PP – Parent Placed | fedpl_pryr | Alpha | 2 | Table | 7 |
| SY0225 | Exit Date – <i>Enter the date in which the student left the special education program.</i> | exit_date | Date | 8 | MMDD YYYY | 7 |
| SY0230 | Entry Date – <i>Enter the date in which the student entered the special education program.</i> | entry_date | Date | 8 | MMDD YYYY | 4 |
| SY0240 | Special Education Teacher ID – <i>This is the staff information ID of the teacher who holds the student's IEP folder.</i> | tch_id | Alpha | 10 | Table | 4 |
| SY0250 | Special Education Teacher Name – <i>This is the teacher's first name tied to the staff information ID.</i> | tch_fname | ALpha | 20 | Table | 4 |
| SY0260 | Special Education Teacher Name – <i>This is the teacher's last name tied to the staff information ID.</i> | tch_lname | ALpha | 25 | Table | 4 |
| SY0270 | Speech Therapist ID – <i>This is the staff information ID of the therapist who provides speech services to the student.</i> | st_id | ALpha | 10 | Table | 4 |
| SY0280 | Speech Therapist Name – <i>This is the speech therapist's first name tied to the staff information ID.</i> | st_fname | ALpha | 20 | Table | 4 |
| SY0290 | Speech Therapist Name – <i>This is the speech therapist's last name tied to the staff information ID.</i> | st_lname | ALpha | 25 | Table | 4 |

STATEWIDE INFORMATION SYSTEM 2014/2015

| ID | Element | Name | Type | Size | Values | ST Student Cycles |
|--------|--|---------------|-------|------|---------------|-------------------------|
| | Key | | | | | |
| ST0010 | Fiscal Year – The fiscal year that this reporting represents: For the 2014/2015 reporting year fy must be = 25 | fy | Num | 2 | Table | 2,3,4,5,6,7 |
| ST0020 | Cycle – The reporting cycle for which the data is submitted: 2 = October 15 th 3 = November 15 th 4 = December 15 th 5 = February 15 th 6 = April 15 th 7 = June 15 th | cycle | Num | 2 | Table | 2,3,4,5,6,7 |
| ST0030 | LEA, School – Local Education Agency, the unique seven-digit number assigned by the ADE to identify individual county, district, schools, cooperatives, and vocational institutions. The first two digits represent the county, the second two digits represent the district, and the last three digits represent the individual school, for example: 6001002 60 = Pulaski County 01 = Little Rock School District 002 = Hall High School | lea | Alpha | 7 | Appendix C | 2,3,4,5,6,7 |
| ST0040 | SSN, Student – The nine-digit Social Security number of the student. If a student's SSN cannot be obtained, then the ADE assigned number as required by Arkansas Code Ann. 6-18-208 should be used. This number should remain the same throughout the student's school career. | ssn | Alpha | 9 | ##### # | 2,3,4,5,6,7 |
| | General | | | | | |
| ST0045 | State Reporting ID – The unique 10-digit Triand identifier generated for the student by the state. | uniq_stu_id | Alpha | 10 | ##### ## | 2,3,4,5,6,7 |
| | Student Name | | | | | |
| ST0046 | First Name – The student's first name. | fname | Alpha | 20 | | 2,3,4,5,6,7 |
| ST0047 | Middle Name – The student's middle name. | mname | Alpha | 15 | | 2,3,4,5,6,7 |
| ST0048 | Last Name – The student's last name. | lname | Alpha | 25 | | 2,3,4,5,6,7 |
| ST0050 | Race – The general racial or ethnic heritage with which the individual most identifies from the following codes: YNNNNN = Hispanic NYNNNN = Native American/Alaskan Native NNYNNN = Asian NNNYNN = Black/African American NNNNYN = Native Hawaiian/Pacific Islander NNNNNY = White Y in more than one combination will be considered 2 or more races | race_ethnic | Alpha | 6 | NNNNNN | 2,3,4,5,6,7 |
| ST0060 | Gender – The sexual classification of the student. M = Male F = Female | gender | Alpha | 1 | Table | 2,3,4,5,6,7 |
| ST0070 | Date, Birth – The student's date of birth. | birth_date | Date | 8 | MMDDY YYY | 2,3,4,5,6,7 |
| ST0080 | LEA, District of Residence – The seven-digit district number of residency. Used for determining Act 214 situations where county lines may be crossed to transport students. 6001000 60 = Pulaski County 01 = Little Rock School District 000 = N/A (zeroes for district) | residence_lea | Alpha | 7 | Appendix B | 2,3,4,5,6,7 |

| DATABASE SCHEMA | | | | | | ST Student Cycles |
|-----------------|---|---------------|-------|------|--------------|-------------------------|
| ID | Element | Name | Type | Size | Values | |
| ST0090 | <p>Resident – The code designating whether the student’s legal residence is within the geographic area served by the district as follows:</p> <p>R = Residence is within the district’s area C = Residence is outside the district’s area S = Residence is outside the state of Arkansas K = Katrina Evacuee Student (resident) Q = Rita Evacuee Student (resident) 1 = Resident Home School Student No ADM 2 = Resident Home School Student WITH ADM</p> | resident_code | Alpha | 1 | Table | 2,3,4,5,6,7 |
| ST0100 | <p>Grade Level – The grade level in which the student is currently enrolled:</p> <p>P = Pre-School 08 = 8th Grade K = Kindergarten 09 = 9th Grade 01 = 1st Grade 10 = 10th Grade 02 = 2nd Grade 11 = 11th Grade 03 = 3rd Grade 12 = 12th Grade 04 = 4th Grade 13 = Adult Education 05 = 5th Grade EE = Non-Graded Elementary 06 = 6th Grade SM = Non-Graded Middle/Jr. 07 = 7th Grade SS = Non-Graded Secondary</p> | grade_level | Alpha | 2 | Table | 2,3,4,5,6,7 |
| ST0105 | <p>Pre School (Kindergarten) – Indicates the preschool program for students who are currently in a preschool program or current Kindergarten students who participated in one of the following full-time* four (4) year old preschool programs.</p> <p>A = ABC O = Other EC= Early Childhood Special Ed P = Private Preschool H = Head Start NA = Not Applicable C = 21st Century Community PS = Public School Pre School Learning Center</p> <p>*Full-time is defined as attending a four (4) year old program nine (9) months, at least 20 hours a week.</p> | pre_sch_kind | Alpha | 2 | Table | 2,3,4,5,6,7 |
| ST0106 | <p>21st CCLC After School Programs – 21st Century Community Learning Center programs are out of school programs funded by the US Department of Education. Indicates the student in participating in any of the following programs which is covered under this guidance:</p> <p>Before School – (Scheduled academic/tutoring period prior to the beginning of the regular school day) After School – (Scheduled academic/tutoring period following dismissal of the regular school day) Summer – (Scheduled academic/tutoring time following or prior to the academic school year) Weekend – (Scheduled academic/tutoring/enrichment time on Saturday or Sunday).</p> | cclc_prog | Alpha | 1 | Y/N | 2,3,4,5,6,7 |
| ST0110 | <p>Entry Code – The status in which the student was admitted for the current school year:</p> <p>E1 = New Enrollment RE = Re-entry E2 = Transfer from out of state HS = Home School IS = Instate Transfer PS = Private School ID = Indistrict Transfer RC = Residential Center</p> | entry_code | Alpha | 2 | Table | 2,3,4,5,6,7 |
| ST0120 | <p>Date, Entry – The date on which the student is first present to receive instruction for the current school year.</p> | entry_date | Date | 8 | MMDD YYYY | 2,3,4,5,6,7 |

| ID | Element | DATABASE SCHEMA | | | | ST |
|--------|--|-------------------|-------|------|------------|----------------|
| | | Name | Type | Size | Values | Student Cycles |
| ST0125 | GPA (Grade Point Average) – Is to be entered for students in grades 09-12. The GPA is to be calculated in accordance with Rules and Regulations establishing the Academic Standards for Student Population in Competitive Interscholastic Activities by the State Board of Education. | gpa | Dec | 3,2 | ### | 7 |
| ST0126 | Smart Core Waiver – Starting in 7th grade, all students will participate in the Smart Core curriculum unless the parent or guardian waives the student's right to participate. Indicates if the student has a parent waiver that exempts them from Smart Core Curriculum. | smart_core | Alpha | 1 | Y/N | 2,7 |
| ST0128 | Consolidated LEA – The LEA number of the consolidated or annexed district the student was previously in prior to consolidation /annexation. | consol_lea | Alpha | 7 | Table | 2,3,4,5,6,7 |
| | Transfers | | | | | |
| ST0130 | School Choice – Indicates a student attends a school outside the student's resident school district and has transferred via the Arkansas. ESchool code is "B". Public School Choice Act. Refer to Ark. Code Ann. 6-18-206. | school_choice | Alpha | 1 | Y/N | 2 |
| ST0131 | Legal Transfer – Indicates a student attends a school outside the student's resident school district and has transferred via a legal transfer approved by both districts' school boards. ESchool code is "C". Refer to Ark. Code Ann. 6-18-316. | legal_transf | Alpha | 1 | Y/N | 2 |
| ST0132 | School Choice (Opportunity Within the District) – Indicates a student attends a school within the student's resident district and has transferred via the Arkansas Opportunity Public School Choice Act. ESchool code is "Y". Refer to Ark. Code Ann. 6-18-227. | schchoice_indist | Alpha | 1 | Y/N | 2 |
| ST0133 | School Choice (Opportunity Outside the District) – Indicates a student attends a school outside the student's resident district and has transferred via the Arkansas Opportunity Public School Choice Act. ESchool code is "Z". Refer to Ark. Code Ann. 6-18-227. | schchoice_outdist | Alpha | 1 | Y/N | 2 |
| ST0135 | School Choice (School Improvement Within the District) – Indicates a student transferred to this school within the district under the School Improvement Choice option. ESchool code is "F" or "G". | schimprv_indist | Alpha | 1 | Y/N | 2 |
| ST0138 | School Choice (School Improvement Outside the District) – Indicates a student living outside the school district transferred to this school under the School Improvement Choice option. ESchool code is "I" or "J". | schimprv_outdist | Alpha | 1 | Y/N | 2 |
| ST0140 | School Choice 1st Time – Indicates a student is a first time participant in choosing to attend a school other than the local school to which they are assigned. ESchool code is "A". | school_choice1 | Alpha | 1 | Y/N | 2 |
| ST0142 | LEA, Choice – The 7 digit LEA number for the school from which the student transferred from because of school choice. | choice_lea | Alpha | 7 | Appendix B | 2 |
| ST0150 | Tuition – A code designating a non-resident student for whom tuition is paid in one of the following ways: PR = Private SP = Special Education NP = Non-Paid NA = Not Applicable | tuition | Alpha | 2 | Table | 3,5,6,7 |
| ST0160 | Tuition Agreement – Indicates whether an agreement has been made with a school district or special education agency where the servicing district or agency receives funds for students. | tuition_agreement | Alpha | 1 | Y/N | 3,5,6,7 |
| ST0162 | Name Servicing School – The name of the school that provides full-time special education services for the student through a tuition agreement with the resident school. *Cannot be blank if tuition = "SP" | servicing_school | Alpha | 20 | | 3,5,6,7 |

| DATABASE SCHEMA | | | | | | ST Student Cycles |
|-----------------|---|----------------|-------|------|-----------------|-------------------------|
| ID | Element | Name | Type | Size | Values | |
| ST0170 | LEA, Sending/Receiving – The seven-digit LEA number for the district for which a student is transported (or transferred) to or from. <ul style="list-style-type: none"> If tuition Agreement = Y this field cannot be blank, must enter LEA number student is transported to/from. If school_choice = Y this field cannot be blank, must enter send/receive district LEA number. If school_choice1 = Y this field cannot be blank, must enter send/receive district LEA number. If legal_transf = Y this field cannot be blank, must enter send/receive district LEA number. If schchoice_indist = Y this field cannot be blank, must enter send/receive school LEA number. If schchoice_outdist = Y this field cannot be blank, must enter send/receive district LEA number. If schimprv_indist = Y this field cannot be blank, must enter send/receive school LEA number. If schimprv_outdist = Y this field cannot be blank, must enter send/receive district LEA number. | recsend_lea | Alpha | 7 | Appendix B,E | 3,5,6,7 |
| ST0175 | Supplemental Services – Academic services provided outside of the regular school day by an approved supplemental service provider for eligible students in a Title I recipient school designated in year 2 year and beyond of school improvement as defined by No Child Left Behind. | supp_srvs | Alpha | 1 | Y/N | 7 |
| ST0176 | Supplemental Education Services (SES) Provider – The name of the Supplemental Educational Services Provider (SES provider) for the student can be found on the following web page www.apscn.org . | ses_prov | Num | 4 | Table | 7 |
| ST0180 | Displaced District – The name of the district that the evacuee student attended prior to coming into the state. | displace_dist | Alpha | 25 | Table | 2,3,4,5,6,7 |
| ST0181 | Displaced District State – The state in which the Displaced District is located. | displace_state | Alpha | 2 | Table | 2,3,4,5,6,7 |
| | Student Status | | | | | |
| ST0210 | Status, Meal – A student who has limited eligibility for federal assistance or by being disadvantaged may qualify for free or reduced breakfast and/or lunch as designated: 1 = Free 2 = Reduced 3 = Full-price Paid 4 = Direct Certification | meal | Num | 1 | Table | 2-7 |
| ST0212 | Status, Title I – Indicates if the student is Title I eligible. | title1_stud | Alpha | 1 | Y/N | 2 |
| ST0215 | Status, Gifted/Talented – Students identified as having high potential or ability whose learning characteristics and educational needs require qualitatively differentiated educational experiences and/or services. All districts must establish equitable criteria for identification of gifted and talented students; establish programs that will lead to appropriate educational opportunities of these students; and establish procedures to evaluate the effectiveness of the provisions of these educational opportunities. | gt | Alpha | 1 | Y/N | 2,3,4,5,6,7 |
| ST0218 | Status, Special Education – A student has been determined to be eligible for special education under the Individuals with Disabilities Education Act and has an individualized education program (IEP). Does not include students determined handicapped under Section 504 of the Rehabilitation Act of 1973. | sped | Alpha | 1 | Y/N | 2,3,4,5,6,7 |
| ST0220 | Status, Handicap – A student has been determined to be eligible under Section 504 of the Rehabilitation Act of 1973. For purposes of this database this does not include special education students. | handicap | Alpha | 1 | Y/N | 2,3,4,5,6,7 |
| ST0225 | Status, Immigrant – A student who is between the ages of 3 and 21 who was not born in any state or has not attended one or more schools in any one or more states for more than 3 full academic years. | immigrant | Alpha | 1 | Y/N | 2,3,4,5,6,7 |
| | ELL/LEP | | | | | |

STATEWIDE INFORMATION SYSTEM 2014/2015

| ID | Element | DATABASE SCHEMA | | | | ST |
|--------|--|-------------------|-------|------|---------------|----------------|
| | | Name | Type | Size | Values | Student Cycles |
| ST0230 | Former ELL/LEP Monitored – A student who was exited from ESL services and whose academic progress is being monitored for two years in the regular education classroom as required by Federal law. M1 – Monitored Year 1 M2 – Monitored Year 2 | lep_monitor | Alpha | 2 | Table | 2,3,4,5,6,7 |
| ST0231 | ELL/LEP Entry date – The date the student entered a U. S. school for the first time, regardless if the entry was in Arkansas or another state. | ell_lep_entrydate | Date | 8 | MMDD YYYY | 2,3,4,5,6,7 |
| ST0232 | ELL/LEP Exit date – The date the student met criteria for Fluent English Proficient status and was exited from the LEP program; no longer receives services; is a regular education student. | ell_lep_exitdate | Date | 8 | MMDD YYYY | 2,3,4,5,6,7 |
| ST0233 | ESL Waived Services date – The date a LEP/ELL student’s parent signed the form waiving ESL services for the student. | esl_servc_date | Date | 8 | MMDD YYYY | 2,3,4,5,6,7 |
| ST0245 | Status, Migrant – A student who has moved in the past 3 years, on their own or with their family, for the purpose of seeking work in agriculture, fishing, dairies, logging or food processing. A student can only be determined as “migrant” by the Arkansas migrant education program, which will provide a list of eligible students to each district where migrant children reside. | migrant | Alpha | 1 | Y/N | 2,3,4,5,6,7 |
| ST0250 | Status, Marital – Value indicating if a student is currently legally married: S = Single M = Married | marital | Alpha | 1 | Table | 2,3,4,5,6,7 |
| ST0260 | Status, Homeless – An individual who lacks a fixed, regular and adequate nighttime residence...in general children living in hotels, motels, camping grounds, cars, parks, abandoned buildings, sharing housing of other persons due to loss of housing in economic hardship, or similar settings due to lack of alternative adequate accommodations; in emergency or transitional shelters; abandoned in hospitals; awaiting foster care placement; migratory children living in circumstances as described; and other inadequate regular sleeping accommodations are considered homeless. | homeless | Alpha | 1 | Y/N | 2,3,4,5,6,7 |
| ST0265 | Homeless – Identify the type of homeless situation describing the primary nighttime residence. S = Shelter, transitional housing, awaiting foster care D = Doubled-Up (e.g. living with another family) U = Unsheltered (e.g. cars, parks, campgrounds, temporary trailer, or abandoned buildings) HM = Hotels/Motels NA = Not Applicable | homeless_type | Alpha | 2 | Table | 2,3,4,5,6,7 |
| ST0270 | Status, Orphan – Denotes a student with no living paternal parents. | orphan | Alpha | 1 | Y/N | 2,3,4,5,6,7 |
| ST0280 | Status, Foster Child – Refers to a student that lives in a foster home environment. | foster_child | Alpha | 1 | Y/N | 2,3,4,5,6,7 |
| ST0290 | Status, English Language Learner (ELL) – The student has a language background other than English, and his or her proficiency in English is such that the probability of the student’s academic success in an English-only classroom is below that of native English language students. | ltd_english_prof | Alpha | 1 | Y/N | 2,3,4,5,6,7 |
| ST0300 | Status, Primary Home Language – The language or dialect routinely spoken in the student’s home. | home_language | Alpha | 2 | Appendix H | 2,3,4,5,6,7 |
| ST0310 | Status, Retention – Flag indicating a student has been retained from the prior year in the same grade level. | retention | Alpha | 1 | Y/N | 3 |
| ST0318 | Status, Enrollment – Any resident student registered to attend this school and is present at least one day prior to October 1st of this reporting fiscal year. | enrolled | Alpha | 1 | Y/N | 2 |
| ST0319 | Status, Dropout – Student who meets the dropout definition as defined by NCEs-"students in grades 7-12 who leaves school between October 1 of the previous school year and September 30 of the current year and has not graduated". | dropout | Alpha | 1 | Y/N | 3 |

| ID | Element | Name | Type | Size | Values | ST Student Cycles |
|--------|--|-----------------|-------|------|--------------|-------------------------|
| | Dropout/Withdrawal | | | | | |
| ST0320 | Dropout/Withdrawal – <i>The reason for which a student leaves the school system. (A.C.A. & 6-18-214 as Amended by Act 230 of 1997)</i> 0 = N/A 1 = Enrolled in another school in state 2 = Incarcerated 3 = Deceased 4 = Failing Grades 5 = Suspended or Expelled 6 = Lack of Interest School 7 = Conflict with School School 8 = Economic Hardship School 9 = Pregnancy/Marriage 10 = Peer Conflict 11 = Enrolled in GED 12 = Alcohol/Drugs 13 = Health Problems 14 = Other 15 = Early Graduates 16 = Enrolled in Private School 17 = Enrolled in Home School 18 = Enrolled in another out of state | drop_withdraw | Num | 2 | Table | 2,3,4,5,6,7 |
| ST0330 | Date, Dropout/Withdrawal – <i>The date on which the student permanently withdraws from school.</i> | drop_date | Date | 8 | MMDD YYYY | 2,3,4,5,6,7 |
| ST0336 | M to M Student – <i>Majority to Minority, designates a student who attends a school district (other than his or her resident district) whereby the student becomes part of the racial minority after previously being part of the racial majority in the resident district, M to M students currently exist only in the Pulaski County school districts as a result of Federal Court Orders.</i> | mm_stud | | 1 | Y/N | 2,3,4,5,6,7 |
| | Parent (Guardian) – Parent/Guardian address information is used for the Report Card mailing labels. | | | | | |
| ST0345 | First Name – <i>The parent or guardian's first name.</i> | prnt_fname | Alpha | 20 | | 2,3,4,5,6,7 |
| ST0350 | Middle Name – <i>The parent or guardian's middle name</i> | prnt_mname | Alpha | 15 | | 2,3,4,5,6,7 |
| ST0355 | Last Name – <i>The parent or guardian's last name</i> | prnt_lname | Alpha | 25 | | 2,3,4,5,6,7 |
| | Address, Mailing – <i>The street name and building number or PO Box where the parent or legal guardian of the student receives mail.</i> | | | | | |
| ST0360 | Address | prnt_mail_addr | Alpha | 30 | | 2,3,4,5,6,7 |
| ST0365 | City | prnt_mail_city | Alpha | 20 | | 2,3,4,5,6,7 |
| ST0370 | State | prnt_mail_state | Alpha | 2 | AR | 2,3,4,5,6,7 |
| ST0375 | Zip | prnt_mail_zip | Alpha | 5 | | 2,3,4,5,6,7 |
| | Address, Physical – <i>The street name and building number where the parent or legal guardian of the student resides.</i> | | | | | |
| ST0380 | Address | phy_mail_addr | Alpha | 30 | | 2,3,4,5,6,7 |
| ST0381 | City | phy_mail_city | Alpha | 20 | | 2,3,4,5,6,7 |
| ST0382 | State | phy_mail_state | Alpha | 2 | AR | 2,3,4,5,6,7 |
| ST0383 | Zip | phy_mail_zip | Alpha | 5 | | 2,3,4,5,6,7 |

| DATABASE SCHEMA | | | | | | ST Student Cycles |
|-----------------|--|---------------------|-------|------|--------|-------------------------|
| ID | Element | Name | Type | Size | Values | |
| ST0384 | <p>Status, Military Dependent: <i>A kindergarten through grade twelve (K-12) student enrolled in a public school who resides in the house of a person who is on active duty or serving in the reserve component of a branch of the United States armed forces:</i></p> <p>CODE DESCRIPTION</p> <p>01 Active Duty – US Army</p> <p>02 Active Duty – US Air Force</p> <p>03 Active Duty – US Navy</p> <p>04 Active Duty – US Marines</p> <p>05 Active Duty – United States Coast Guard</p> <p>06 Reserves – US Army</p> <p>07 Reserves – US Air Force</p> <p>08 Reserves – US Navy</p> <p>09 Reserves – US Marines</p> <p>10 National Guard – US Army</p> <p>11 National Guard – US Air Force</p> <p>12 Parents serve in multiple branches</p> <p>13 Not Applicable</p> <p>14 Reserves – Coast Guard.</p> | military_dep | Alpha | 2 | | 2,3,4,5,6,7 |
| ST0385 | <p>Status, Twin: <i>A twin is defined as one of two or more offspring produced by the same pregnancy. Twins can be either identical or fraternal and usually share the same last name and date of birth.</i></p> | twin | Alpha | 1 | Y/N | 2,3,4,5,6,7 |
| ST0395 | <p>Homeless Unaccompanied Youth Status – <i>An individual who lacks a fixed, regular and adequate nighttime residence...in general youth living in hotels, motels, camping grounds, cars, parks, abandoned buildings, sharing housing of other persons due to loss of housing in economic hardship, or similar settings due to lack of alternative adequate accommodations; in emergency or transitional shelters; abandoned in hospitals; awaiting foster care placement; migratory youth living in circumstances as described; and other inadequate regular sleeping accommodations are considered homeless.</i></p> | unaccompanied_youth | Alpha | 1 | Y/N | 2,3,4,5,6,7 |

| ID | Element | Name | Type | Size | Values | student_att Cycle |
|--------|--|---------------|-------|------|---------------|----------------------|
| | Key | | | | | |
| SS0010 | Fiscal Year – The fiscal year that this reporting represents: <i>For the 2014/2015 reporting year fy must be = 25</i> | fy | Num | 2 | Table | 3,5,6,7 |
| SS0020 | Cycle – The reporting cycle for which the data is submitted: 3 = November 15 th 5 = February 15 th 6 = April 15 th 7 = June 15 th | cycle | Num | 2 | Table | 3,5,6,7 |
| SS0030 | LEA, School – Local Education Agency, the unique seven-digit number assigned by the ADE to identify individual county, district, schools, cooperatives, and vocational institutions. The first two digits represent the county, the second two digits represent the district, and the last three digits represent the individual school, for example: 6001002 60 = Pulaski County 01 = Little Rock School District 002 = Hall High School | lea | Alpha | 7 | Appendix C | 3,5,6,7 |
| SS0040 | SSN, Student – The nine-digit Social Security number of the student. If a student's SSN cannot be obtained, then the ADE assigned number as required by Arkansas Code Ann. 6-18-208 should be used. This number should remain the same throughout the student's school career. | ssn | Alpha | 9 | | 3,5,6,7 |
| SS0045 | State Reporting ID – The unique 10-digit Triand identifier generated for the student by the state. | uniq_stu_id | Alpha | 10 | ##### ## | 3,5,6,7 |
| | Student Transportation Status | | | | | |
| SS0050 | Status, Transportation – Indicates that the student is eligible to ride a bus to/from school. A transported student is one who lives 2 or more miles from their assigned school. T = Transported N = Non-Transported | bus | Alpha | 1 | Table | 3,5,6,7 |
| | General | | | | | |
| SS0051 | Transportation – Indicates means of transporting the student to/from school. B-Bus D-Drives self G-Parent/guardian P-District paid transportation | trans_status | Alpha | 1 | Table | 3,5,6,7 |
| SS0052 | Status, Majority to Minority – When two or more districts involved in a desegregation case provide that a student attending a school in their resident district where the student is in the majority race voluntarily transfers to a school outside their resident district where the student is in the minority race. | min_to_maj | Alpha | 1 | Y/N | 3,5,6,7 |
| SS0053 | Status, Magnet – Any student attending one of the six designated "magnet" schools in Little Rock. | magnet | Alpha | 1 | Y/N | 3,5,6,7 |
| | Attendance | | | | | |
| | Days Present – The number of days the student arrived at school each quarter (1-4) of the current school year. | | | | | |
| | Days Absent – The number of days the student was not in school each quarter (1-4) of the current school year | | | | | |
| SS0060 | Days Present Quarter 1 | days_prs_qtr1 | Dec | 8 | #####.## | 3 |
| SS0070 | Days Absent Quarter 1 | days_abs_qtr1 | Dec | 8 | #####.## | 3 |
| SS0120 | Days Present Quarter 2 | days_prs_qtr2 | Dec | 8 | #####.## | 5 |
| SS0130 | Days Absent Quarter 2 | days_abs_qtr2 | Dec | 8 | #####.## | 5 |
| SS0180 | Days Present Quarter 3 | days_prs_qtr3 | Dec | 8 | #####.## | 6 |
| SS0210 | Days Absent Quarter 3 | days_abs_qtr3 | Dec | 8 | #####.## | 6 |
| SS0240 | Days Present Quarter 4 | days_prs_qtr4 | Dec | 8 | #####.## | 7 |
| SS0250 | Days Absent Quarter 4 | days_abs_qtr4 | Dec | 8 | #####.## | 7 |

| ID | Element | DATABASE SCHEMA | | | student_grade | |
|--------|--|-----------------|-------|------|---------------|-------|
| | | Name | Type | Size | Values | Cycle |
| | Key | | | | | |
| SG0010 | Fiscal Year – The fiscal year that this reporting represents: For the 2014/2015 reporting year fy must be = 25 | fy | Num | 2 | Table | 7 |
| SG0020 | Cycle – The reporting cycle for which the data is submitted: 7 = June 15 th | cycle | Num | 2 | Table | 7 |
| SG0030 | LEA, School – Local Education Agency, the unique seven-digit number assigned by the ADE to identify individual county, district, schools, cooperatives, and vocational institutions. The first two digits represent the county, the second two digits represent the district, and the last three digits represent the individual school, for example: 6001002 60 = Pulaski County 01 = Little Rock School District 002 = Hall High School | lea | Alpha | 7 | Appendix C | 7 |
| SG0050 | Course Number – The ADE assigned number designated to a course for identification purposes. | course_num | Alpha | 6 | Appendix I | 7 |
| SG0075 | Section – The district assigned number given to a unique class of a particular course number. | section_num | Alpha | 15 | | 7 |
| SG0080 | Course Description – The name given to the course from the Master Schedule. | course_desc | Alpha | 15 | | 7 |
| SG0100 | SSN, Student – The nine-digit Social Security number of the student. If a student's SSN cannot be obtained, then the ADE assigned number as required by Arkansas Code Ann. 6-18-208 should be used. This number should remain the same throughout the student's school career. | ssn | Alpha | 9 | ##### | 7 |
| | General | | | | | |
| SG0125 | State Reporting ID – The unique 10-digit Triand identifier generated for the student by the state. | uniq_stu_id | Alpha | 10 | ##### | 7 |
| SG0150 | 1st Semester Grade – The academic grade achieved in this course for the first semester. | sem-grade_1 | Alpha | 3 | | 7 |
| SG0175 | 2nd Semester Grade – The academic grade achieved in this course for the second semester. | sem-grade_2 | Alpha | 3 | | 7 |
| SG0200 | 3rd Semester Grade – The academic grade achieved in this course for the third semester. | sem-grade_3 | Alpha | 3 | | 7 |
| SG0225 | 4th Semester Grade – The academic grade achieved in this course for the fourth semester. | sem-grade_4 | Alpha | 3 | | 7 |
| SG0230 | Course Credit Earned - The credit the student earned for the course. | credit_earned | Dec | 6,4 | ##### | 7 |

| DATABASE SCHEMA | | | | | | SI |
|-----------------|--|-----------------------|-------|------|---------------|------------------|
| ID | Element | Name | Type | Size | Values | stidchg Cycle |
| | Key | | | | | |
| SI0010 | Fiscal Year – <i>The fiscal year that this reporting cycle represents: For the 2014/2015 reporting year fy must be = 25</i> | fy | Num | 2 | Table | 1-7 |
| SI0020 | Cycle – <i>The reporting cycle for which the data is submitted: 1 = September 30th 2 = October 15th 3 = November 15th 4 = December 15th 5 = February 15th 6 = April 15th 7 = June 15th</i> | cycle | Num | 2 | Table | 1-7 |
| SI0030 | LEA, School – <i>Local Education Agency, the unique seven-digit number assigned by the ADE to identify individual schools. The first two digits represent the county, the second two digits represent the district, and the last three digits represent the individual school, for example: 6001002 60 = Pulaski County 01 = Little Rock School District 002 = Hall High School</i> | lea | Alpha | 7 | Appendix C | 1-7 |
| SI0040 | Date, Month, Day and Year – <i>The student identification number is changed.</i> | date | Date | 8 | MMDD YYYY | 1-7 |
| | ID Information | | | | | |
| SI0050 | Changed from ID – <i>The SSN or assigned number currently being used to identify this student.</i> | change_from_ssn_or_id | Alpha | 9 | | 1-7 |
| SI0060 | Changed to SSN or ID Number – <i>The nine-digit Social Security Number of the student or if a student's SSN cannot be obtained, then the ADE assigned number as required by Arkansas Code Ann. 6-18-208 should be used. This number should remain the same throughout the student's school career.</i> | change_to_ssn_or_id | Alpha | 9 | | 1-7 |

STATEWIDE INFORMATION SYSTEM 2014/2015

APPENDICES

ARKANSAS COUNTY NAMES AND CODE NUMBERS

| CODE | COUNTY/DISTRICT | LEA | CODE | COUNTY/DISTRICT | LEA |
|-------------|--------------------------------|------------|-------------|-----------------------------------|------------|
| 01 | ARKANSAS | | 10 | CLARK | |
| | Dewitt School District | 0101000 | | Arkadelphia School District | 1002000 |
| | Stuttgart School District | 0104000 | | Gurdon School District | 1003000 |
| 02 | ASHLEY | | 11 | CLAY | |
| | Crossett School District | 0201000 | | Corning School District | 1101000 |
| | Hamburg School District | 0203000 | | Piggott School District | 1104000 |
| | | | | Rector School District | 1106000 |
| 03 | BAXTER | | 12 | CLEBURNE | |
| | Cotter School District | 0302000 | | Concord School District | 1201000 |
| | Mt. Home School District | 0303000 | | Heber Springs School District | 1202000 |
| | Norfolk School District | 0304000 | | Quitman School District | 1203000 |
| 04 | BENTON | | | West Side School District | 1204000 |
| | Bentonville School District | 0401000 | 13 | CLEVELAND | |
| | Decatur School District | 0402000 | | Woodlawn School District | 1304000 |
| | Gentry School District | 0403000 | | Cleveland County School District | 1305000 |
| | Gravette School District | 0404000 | 14 | COLUMBIA | |
| | Rogers School District | 0405000 | | Magnolia School District | 1402000 |
| | Siloam Springs School District | 0406000 | | Emerson-Taylor School District | 1408000 |
| | Pea Ridge School District | 0407000 | 15 | CONWAY | |
| | Benton County School of Arts | 0440700 | | Nemo Vista School District | 1503000 |
| 05 | BOONE | | | Wonderview School District | 1505000 |
| | Alpena School District | 0501000 | | So. Conway Co. School District | 1507000 |
| | Bergman School District | 0502000 | 16 | CRAIGHEAD | |
| | Harrison School District | 0503000 | | Bay School District | 1601000 |
| | Omaha School District | 0504000 | | Westside Cons. School District | 1602000 |
| | Valley Springs School District | 0505000 | | Brookland School District | 1603000 |
| | Lead Hill School District | 0506000 | | Buffalo Is. Central Sch. District | 1605000 |
| 06 | BRADLEY | | | Jonesboro School District | 1608000 |
| | Hermitage School District | 0601000 | | Nettleton School District | 1611000 |
| | Warren School District | 0602000 | | Valley View School District | 1612000 |
| 07 | CALHOUN | | | Riverside School District | 1613000 |
| | Hampton School District | 0701000 | 17 | CRAWFORD | |
| 08 | CARROLL | | | Alma School District | 1701000 |
| | Berryville School District | 0801000 | | Cedarville School District | 1702000 |
| | Eureka Springs School District | 0802000 | | Mountainburg School District | 1703000 |
| | Green Forest School District | 0803000 | | Mulberry School District | 1704000 |
| 09 | CHICOT | | | Van Buren School District | 1705000 |
| | Dermott School District | 0901000 | | | |
| | Lakeside School District | 0903000 | | | |

ARKANSAS COUNTY NAMES AND CODE NUMBERS

| CODE | COUNTY/DISTRICT | LEA | CODE | COUNTY/DISTRICT | LEA |
|------|----------------------------------|---------|------|-------------------------------------|---------|
| 18 | CRITTENDEN | | 26 | GARLAND | |
| | Earle School District | 1802000 | | Cutter-Morning Star School District | 2601000 |
| | West Memphis School District | 1803000 | | Fountain Lake School District | 2602000 |
| | Marion School District | 1804000 | | Hot Springs School District | 2603000 |
| 19 | CROSS | | | Jessieville School District | 2604000 |
| | Cross County School District | 1901000 | | Lake Hamilton School District | 2605000 |
| | Wynne School District | 1905000 | | Lakeside School District | 2606000 |
| 20 | DALLAS | | 27 | GRANT | |
| | Fordyce School District | 2002000 | | Poyen School District | 2703000 |
| 21 | DESHA | | | Sheridan School District | 2705000 |
| | Dumas School District | 2104000 | 28 | GREENE | |
| | McGehee School District | 2105000 | | Marmaduke School District | 2803000 |
| 22 | DREW | | | Greene Co. Tech School District | 2807000 |
| | Drew Central School District | 2202000 | | Paragould School District | 2808000 |
| | Monticello School District | 2203000 | 29 | HEMPSTEAD | |
| 23 | FAULKNER | | | Blevins School District | 2901000 |
| | Conway School District | 2301000 | | Hope School District | 2903000 |
| | Greenbrier School District | 2303000 | | Spring Hill School District | 2906000 |
| | Guy-Perkins School District | 2304000 | 30 | HOT SPRING | |
| | Mayflower School District | 2305000 | | Bismarck School District | 3001000 |
| | Mt. Vernon/Enola School District | 2306000 | | Glen Rose School District | 3002000 |
| | Vilonia School District | 2307000 | | Magnet Cove School District | 3003000 |
| 24 | FRANKLIN | | | Malvern School District | 3004000 |
| | Charleston School District | 2402000 | | Ouachita School District | 3005000 |
| | County Line School District | 2403000 | 31 | HOWARD | |
| | Ozark School District | 2404000 | | Dierks School District | 3102000 |
| 25 | FULTON | | | Mineral Springs School District | 3104000 |
| | Mammoth Spring School District | 2501000 | | Nashville School District | 3105000 |
| | Salem School District | 2502000 | 32 | INDEPENDENCE | |
| | Viola School District | 2503000 | | Batesville School District | 3201000 |
| | | | | Southside School District | 3209000 |
| | | | | Midland School District | 3211000 |
| | | | | Cedar Ridge School District | 3212000 |

ARKANSAS COUNTY NAMES AND CODE NUMBERS

| CODE | COUNTY/DISTRICT | LEA | CODE | COUNTY/DISTRICT | LEA |
|-------------|------------------------------------|------------|-------------|------------------------------------|------------|
| 33 | IZARD | | 42 | LOGAN | |
| | Calico Rock School District | 3301000 | | Booneville School District | 4201000 |
| | Melbourne School District | 3302000 | | Magazine School District | 4202000 |
| | Izard Co. Cons. School District | 3306000 | | Paris School District | 4203000 |
| | | | | Scranton School District | 4204000 |
| 34 | JACKSON | | 43 | LONOKE | |
| | Newport School District | 3403000 | | Lonoke School District | 4301000 |
| | Jackson Co. School District | 3405000 | | England School District | 4302000 |
| 35 | JEFFERSON | | | Carlisle School District | 4303000 |
| | Dollarway School District | 3502000 | | Cabot School District | 4304000 |
| | Pine Bluff School District | 3505000 | 44 | MADISON | |
| | Watson Chapel School District | 3509000 | | Huntsville School District | 4401000 |
| | White Hall School District | 3510000 | 45 | MARION | |
| | Pine Bluff Lighthouse Academy | 3541700 | | Flippin School District | 4501000 |
| | Arkansas Correctional School Dist. | 3599000 | | Yellville-Summit School District | 4502000 |
| 36 | JOHNSON | | 46 | MILLER | |
| | Clarksville School District | 3601000 | | Genoa Central School District | 4602000 |
| | Lamar School District | 3604000 | | Fouke School District | 4603000 |
| | Westside School District | 3606000 | | Texarkana Arkansas School District | 4605000 |
| 37 | LAFAYETTE | | 47 | MISSISSIPPI | |
| | Bradley School District | 3701000 | | Armored School District | 4701000 |
| | Lafayette County School District | 3704000 | | Blytheville School District | 4702000 |
| 38 | LAWRENCE | | | So. Miss. County School District | 4706000 |
| | Hoxie School District | 3804000 | | Gosnell School District | 4708000 |
| | Sloan-Hendrix School District | 3806000 | | Manila School District | 4712000 |
| | Hillcrest School District | 3809000 | | Osceola School District | 4713000 |
| | Lawrence County School District | 3810000 | 48 | MONROE | |
| | Imboden Charter School District | 3840700 | | Brinkley School District | 4801000 |
| 39 | LEE | | | Clarendon School District | 4802000 |
| | Lee County School District | 3904000 | 49 | MONTGOMERY | |
| 40 | LINCOLN | | | Caddo Hills School District | 4901000 |
| | Star City School District | 4003000 | | Mount Ida School District | 4902000 |
| 41 | LITTLE RIVER | | 50 | NEVADA | |
| | Ashdown School District | 4101000 | | Prescott School District | 5006000 |
| | Foreman School District | 4102000 | | Nevada School District | 5008000 |

ARKANSAS COUNTY NAMES AND CODE NUMBERS

| <u>CODE</u> | <u>COUNTY/DISTRICT</u> | <u>LEA</u> | <u>CODE</u> | <u>COUNTY/DISTRICT</u> | <u>LEA</u> |
|-------------|-----------------------------------|------------|-------------|------------------------------------|------------|
| 51 | NEWTON | | 59 | PRAIRIE | |
| | Jasper School District | 5102000 | | Des Arc School District | 5901000 |
| | Deer/Mt. Judea School District | 5106000 | | Hazen School District | 5903000 |
| 52 | OUACHITA | | 60 | PULASKI | |
| | Bearden School District | 5201000 | | Little Rock School District | 6001000 |
| | Camden Fairview School District | 5204000 | | N. Little Rock School District | 6002000 |
| | Harmony Grove School District | 5205000 | | Pulaski Co. Spec. School District | 6003000 |
| | Stephens School District | 5206000 | | Academics Plus Charter School | 6040700 |
| | | | | LISA Academy Charter | 6041700 |
| 53 | PERRY | | | Arkansas Virtual Academy | 6043700 |
| | East End School District | 5301000 | | Covenant Keepers Charter School | 6044700 |
| | Perryville School District | 5303000 | | ESTEM Elementary Charter School | 6045700 |
| 54 | PHILLIPS | | | ESTEM Middle Charter School | 6046700 |
| | Barton-Lexa School District | 5401000 | | ESTEM High Charter School | 6047700 |
| | Helena/ W.Helena School District | 5403000 | | LISA Academy North | 6048700 |
| | Marvell School District | 5404000 | | Little Rock Preparatory Academy | 6049700 |
| | KIPP: Delta Public Schools | 5440700 | | Jacksonville Lighthouse Charter | 6050700 |
| | | | | SIATech, Little Rock | 6052700 |
| 55 | PIKE | | | Ark. School for the Blind | 6091000 |
| | Centerpoint School District | 5502000 | | Ark. School for the Deaf | 6092000 |
| | Kirby School District | 5503000 | 61 | RANDOLPH | |
| | South Pike County School District | 5504000 | | Maynard School District | 6102000 |
| 56 | POINSETT | | | Pocahontas School District | 6103000 |
| | Harrisburg School District | 5602000 | 62 | ST. FRANCIS | |
| | Marked Tree School District | 5604000 | | Forrest City School District | 6201000 |
| | Trumann School District | 5605000 | | Hughes School District | 6202000 |
| | East Poinsett Co. School District | 5608000 | | Palestine-Wheatley School District | 6205000 |
| 57 | POLK | | 63 | SALINE | |
| | Mena School District | 5703000 | | Bauxite School District | 6301000 |
| | Ouachita River School District | 5706000 | | Benton School District | 6302000 |
| | Cossatot River School District | 5707000 | | Bryant School District | 6303000 |
| | | | | Harmony Grove School District | 6304000 |
| 58 | POPE | | 64 | SCOTT | |
| | Atkins School District | 5801000 | | Waldron School District | 6401000 |
| | Dover School District | 5802000 | 65 | SEARCY | |
| | Hector School District | 5803000 | | Searcy County School District | 6502000 |
| | Pottsville School District | 5804000 | | Ozark Mountain School District | 6505000 |
| | Russellville School District | 5805000 | | | |

ARKANSAS COUNTY NAMES AND CODE NUMBERS

| CODE | COUNTY/DISTRICT | LEA | CODE | COUNTY/DISTRICT | LEA |
|-------------|-----------------------------------|------------|-------------|-----------------------------------|------------|
| 66 | SEBASTIAN | | 73 | WHITE | |
| | Fort Smith School District | 6601000 | | Bald Knob School District | 7301000 |
| | Greenwood School District | 6602000 | | Beebe School District | 7302000 |
| | Hackett School District | 6603000 | | Bradford School District | 7303000 |
| | Hartford School District | 6604000 | | White Co. Central School District | 7304000 |
| | Lavaca School District | 6605000 | | Riverview School District | 7307000 |
| | Mansfield School District | 6606000 | | Pangburn School District | 7309000 |
| | | | | Rose Bud School District | 7310000 |
| | | | | Searcy School District | 7311000 |
| 67 | SEVIER | | 74 | WOODRUFF | |
| | Dequeen School District | 6701000 | | Augusta School District | 7401000 |
| | Horatio School District | 6703000 | | McCrary School District | 7403000 |
| 68 | SHARP | | 75 | YELL | |
| | Cave City School District | 6802000 | | Danville School District | 7503000 |
| | Highland School District | 6804000 | | Dardanelle School District | 7504000 |
| 69 | STONE | | | Western Yell Co. School District | 7509000 |
| | Mountain View School District | 6901000 | | Two Rivers School District | 7510000 |
| 70 | UNION | | | | |
| | El Dorado School District | 7001000 | | | |
| | Junction City School District | 7003000 | | | |
| | Norphlet School District | 7006000 | | | |
| | Parkers Chapel School District | 7007000 | | | |
| | Smackover School District | 7008000 | | | |
| | Strong/Huttig School District | 7009000 | | | |
| 71 | VAN BUREN | | | | |
| | Clinton School District | 7102000 | | | |
| | Shirley School District | 7104000 | | | |
| | South Side School District | 7105000 | | | |
| 72 | WASHINGTON | | | | |
| | Elkins School District | 7201000 | | | |
| | Farmington School District | 7202000 | | | |
| | Fayetteville School District | 7203000 | | | |
| | Greenland School District | 7204000 | | | |
| | Lincoln Consolidated School Dist. | 7205000 | | | |
| | Prairie Grove School District | 7206000 | | | |
| | Springdale School District | 7207000 | | | |
| | West Fork School District | 7208000 | | | |
| | Haas Hall Academy | 7240700 | | | |

ARKANSAS SCHOOL DISTRICTS AND LOCAL EDUCATION AGENCY NUMBERS

| | | | | | District LEA |
|---------|--------------------------------|---------|--------------------------------|---------|--------------------------------|
| LEA | District | LEA | District | LEA | District |
| 0101000 | DEWITT SCHOOL DISTRICT | 1503000 | NEMO VISTA SCHOOL DISTRICT | 2604000 | JESSIEVILLE SCHOOL DISTRICT |
| 0104000 | STUTTGART SCHOOL DISTRICT | 1505000 | WONDERVIEW SCHOOL DISTRICT | 2605000 | LAKE HAMILTON SCHOOL DISTRICT |
| 0201000 | CROSSETT SCHOOL DISTRICT | 1507000 | SO. CONWAY CO. SCHOOL DISTRICT | 2606000 | LAKESIDE SCHOOL DIST(GARLAND) |
| 0203000 | HAMBURG SCHOOL DISTRICT | 1520000 | ARCH FORD EDUC. CO-OP | 2607000 | MOUNTAIN PINE SCHOOL DISTRICT |
| 0302000 | COTTER SCHOOL DISTRICT | 1601000 | BAY SCHOOL DISTRICT | 2703000 | POYEN SCHOOL DISTRICT |
| 0303000 | MOUNTAIN HOME SCHOOL DISTRICT | 1602000 | WESTSIDE CONS. SCH DIST(CRAIGH | 2705000 | SHERIDAN SCHOOL DISTRICT |
| 0304000 | NORFORK SCHOOL DISTRICT | 1603000 | BROOKLAND SCHOOL DISTRICT | 2803000 | MARMADUKE SCHOOL DISTRICT |
| 0401000 | BENTONVILLE SCHOOL DISTRICT | 1605000 | BUFFALO IS. CENTRAL SCH. DIST. | 2807000 | GREENE CO. TECH SCHOOL DIST. |
| 0402000 | DECATUR SCHOOL DISTRICT | 1608000 | JONESBORO SCHOOL DISTRICT | 2808000 | PARAGOULD SCHOOL DISTRICT |
| 0403000 | GENTRY SCHOOL DISTRICT | 1611000 | NETTLETON SCHOOL DISTRICT | 2901000 | BLEVINS SCHOOL DISTRICT |
| 0404000 | GRAVETTE SCHOOL DISTRICT | 1612000 | VALLEY VIEW SCHOOL DISTRICT | 2903000 | HOPE SCHOOL DISTRICT |
| 0405000 | ROGERS SCHOOL DISTRICT | 1613000 | RIVERSIDE SCHOOL DISTRICT | 2906000 | SPRING HILL SCHOOL DISTRICT |
| 0406000 | SILOAM SPRINGS SCHOOL DISTRICT | 1701000 | ALMA SCHOOL DISTRICT | 2920000 | SOUTHWEST ARK. CO-OP |
| 0407000 | PEA RIDGE SCHOOL DISTRICT | 1702000 | CEDARVILLE SCHOOL DISTRICT | 3001000 | BISMARCK SCHOOL DISTRICT |
| 0440700 | BENTON COUNTY SCHOOL OF ARTS | 1703000 | MOUNTAINBURG SCHOOL DISTRICT | 3002000 | GLEN ROSE SCHOOL DISTRICT |
| 0501000 | ALPENA SCHOOL DISTRICT | 1704000 | MULBERRY SCHOOL DISTRICT | 3003000 | MAGNET COVE SCHOOL DIST. |
| 0502000 | BERGMAN SCHOOL DISTRICT | 1705000 | VAN BUREN SCHOOL DISTRICT | 3004000 | MALVERN SCHOOL DISTRICT |
| 0503000 | HARRISON SCHOOL DISTRICT | 1802000 | EARLE SCHOOL DISTRICT | 3005000 | OUACHITA SCHOOL DISTRICT |
| 0504000 | OMAHA SCHOOL DISTRICT | 1803000 | WEST MEMPHIS SCHOOL DISTRICT | 3102000 | DIERKS SCHOOL DISTRICT |
| 0505000 | VALLEY SPRINGS SCHOOL DISTRICT | 1804000 | MARION SCHOOL DISTRICT | 3104000 | MINERAL SPRINGS SCHOOL DIST. |
| 0506000 | LEAD HILL SCHOOL DISTRICT | 1901000 | CROSS COUNTY SCHOOL DISTRICT | 3105000 | NASHVILLE SCHOOL DISTRICT |
| 0520000 | OZARK UNLITD RESOURCE CO-OP | 1905000 | WYNNE SCHOOL DISTRICT | 3201000 | BATESVILLE SCHOOL DISTRICT |
| 0601000 | HERMITAGE SCHOOL DISTRICT | 2002000 | FORDYCE SCHOOL DISTRICT | 3209000 | SOUTHSIDE SCH DIST(INDEPENDENC |
| 0602000 | WARREN SCHOOL DISTRICT | 2104000 | DUMAS SCHOOL DISTRICT | 3211000 | MIDLAND SCHOOL DISTRICT |
| 0701000 | HAMPTON SCHOOL DISTRICT | 2105000 | MCGEHEE SCHOOL DISTRICT | 3212000 | CEDAR RIDGE SCHOOL DISTRICT |
| 0801000 | BERRYVILLE SCHOOL DISTRICT | 2202000 | DREW CENTRAL SCHOOL DISTRICT | 3301000 | CALICO ROCK SCHOOL DISTRICT |
| 0802000 | EUREKA SPRINGS SCHOOL DISTRICT | 2203000 | MONTICELLO SCHOOL DISTRICT | 3302000 | MELBOURNE SCHOOL DISTRICT |
| 0803000 | GREEN FOREST SCHOOL DISTRICT | 2220000 | SOUTHEAST AR EDUCATIONAL | 3306000 | IZARD CO. CONS. SCHOOL DIST. |
| 0901000 | DERMOTT SCHOOL DISTRICT | 2301000 | CONWAY SCHOOL DISTRICT | 3320000 | NORTH CENTRAL ARK. EDUC CO-OP |
| 0903000 | LAKESIDE SCHOOL DIST(CHICOT) | 2303000 | GREENBRIER SCHOOL DISTRICT | 3403000 | NEWPORT SCHOOL DISTRICT |
| 1002000 | ARKADELPHIA SCHOOL DISTRICT | 2304000 | GUY-PERKINS SCHOOL DISTRICT | 3405000 | JACKSON CO. SCHOOL DISTRICT |
| 1003000 | GURDON SCHOOL DISTRICT | 2305000 | MAYFLOWER SCHOOL DISTRICT | 3502000 | DOLLARWAY SCHOOL DISTRICT |
| 1020000 | DAWSON EDUCATION SERVICE CO-OP | 2306000 | MT. VERNON/ENOLA SCHOOL DIST. | 3505000 | PINE BLUFF SCHOOL DISTRICT |
| 1101000 | CORNING SCHOOL DISTRICT | 2307000 | VILONIA SCHOOL DISTRICT | 3509000 | WATSON CHAPEL SCHOOL DISTRICT |
| 1104000 | PIGGOTT SCHOOL DISTRICT | 2402000 | CHARLESTON SCHOOL DISTRICT | 3510000 | WHITE HALL SCHOOL DISTRICT |
| 1106000 | RECTOR SCHOOL DISTRICT | 2403000 | COUNTY LINE SCHOOL DISTRICT | 3520000 | ARK. RIVER EDUC. SERVICE CNTR. |
| 1201000 | CONCORD SCHOOL DISTRICT | 2404000 | OZARK SCHOOL DISTRICT | 3541700 | PINE BLUFF LIGHTHOUSE ACADEMY |
| 1202000 | HEBER SPRINGS SCHOOL DISTRICT | 2420000 | WESTERN ARKANSAS CO-OP | 3599000 | ARKANSAS CORRECTIONAL SCHOOL |
| 1203000 | QUITMAN SCHOOL DISTRICT | 2501000 | MAMMOTH SPRING SCHOOL DISTRICT | 3601000 | CLARKSVILLE SCHOOL DISTRICT |
| 1204000 | WEST SIDE SCHOOL DIST(CLEBURNE | 2502000 | SALEM SCHOOL DISTRICT | 3604000 | LAMAR SCHOOL DISTRICT |
| 1304000 | WOODLAWN SCHOOL DISTRICT | 2503000 | VIOLA SCHOOL DISTRICT | 3606000 | WESTSIDE SCHOOL DIST(JOHNSON) |
| 1305000 | CLEVELAND COUNTY SCHOOL DIST. | 2601000 | CUTTER-MORNING STAR SCH. DIST. | 3701000 | BRADLEY SCHOOL DISTRICT |
| 1402000 | MAGNOLIA SCHOOL DISTRICT | 2602000 | FOUNTAIN LAKE SCHOOL DISTRICT | 3704000 | LAFAYETTE COUNTY SCHOOL DISTRI |
| 1408000 | EMERSON-TAYLOR SCHOOL DISTRICT | 2603000 | HOT SPRINGS SCHOOL DISTRICT | 3804000 | HOXIE SCHOOL DISTRICT |

ARKANSAS SCHOOL DISTRICTS AND LOCAL EDUCATION AGENCY NUMBERS

| | | | | | District LEA |
|---------|---------------------------------|---------|--------------------------------|---------|--------------------------------|
| LEA | District | LEA | District | LEA | District |
| 3806000 | SLOAN-HENDRIX SCHOOL DIST. | 5401000 | BARTON-LEXA SCHOOL DISTRICT | 6205000 | PALESTINE-WHEATLEY SCH. DIST. |
| 3809000 | HILLCREST SCHOOL DISTRICT | 5403000 | HELENA/ W.HELENA SCHOOL DIST. | 6301000 | BAUXITE SCHOOL DISTRICT |
| 3810000 | LAWRENCE COUNTY SCHOOL DISTRICT | 5404000 | MARVELL-ELAINE SCHOOL DISTRICT | 6302000 | BENTON SCHOOL DISTRICT |
| 3820000 | NORTHEAST ARK. EDUC. CO-OP | 5420000 | GREAT RIVERS EDUC. SERV. CO-OP | 6303000 | BRYANT SCHOOL DISTRICT |
| 3840700 | IMBODEN CHARTER SCHOOL DIST | 5440700 | KIPP DELTA PUBLIC SCHOOLS | 6304000 | HARMONY GROVE SCH DIST(SALINE) |
| 3904000 | LEE COUNTY SCHOOL DISTRICT | 5502000 | CENTERPOINT SCHOOL DISTRICT | 6401000 | WALDRON SCHOOL DISTRICT |
| 4003000 | STAR CITY SCHOOL DISTRICT | 5503000 | KIRBY SCHOOL DISTRICT | 6502000 | SEARCY COUNTY SCHOOL DISTRICT |
| 4101000 | ASHDOWN SCHOOL DISTRICT | 5504000 | SOUTH PIKE COUNTY SCHOOL DIST | 6505000 | OZARK MOUNTAIN SCHOOL DISTRICT |
| 4102000 | FOREMAN SCHOOL DISTRICT | 5602000 | HARRISBURG SCHOOL DISTRICT | 6601000 | FORT SMITH SCHOOL DISTRICT |
| 4201000 | BOONEVILLE SCHOOL DISTRICT | 5604000 | MARKED TREE SCHOOL DISTRICT | 6602000 | GREENWOOD SCHOOL DISTRICT |
| 4202000 | MAGAZINE SCHOOL DISTRICT | 5605000 | TRUMANN SCHOOL DISTRICT | 6603000 | HACKETT SCHOOL DISTRICT |
| 4203000 | PARIS SCHOOL DISTRICT | 5608000 | EAST POINSETT CO. SCHOOL DIST. | 6604000 | HARTFORD SCHOOL DISTRICT |
| 4204000 | SCRANTON SCHOOL DISTRICT | 5620000 | CROWLEY'S RIDGE EDUCATION COOP | 6605000 | LAVACA SCHOOL DISTRICT |
| 4301000 | LONOKE SCHOOL DISTRICT | 5703000 | MENA SCHOOL DISTRICT | 6606000 | MANSFIELD SCHOOL DISTRICT |
| 4302000 | ENGLAND SCHOOL DISTRICT | 5706000 | OUACHITA RIVER SCHOOL DISTRICT | 6701000 | DEQUEEN SCHOOL DISTRICT |
| 4303000 | CARLISLE SCHOOL DISTRICT | 5707000 | COSSATOT RIVER SCHOOL DIST | 6703000 | HORATIO SCHOOL DISTRICT |
| 4304000 | CABOT SCHOOL DISTRICT | 5801000 | ATKINS SCHOOL DISTRICT | 6720000 | DEQUEEN/MENA EDUC. CO-OP |
| 4401000 | HUNTSVILLE SCHOOL DISTRICT | 5802000 | DOVER SCHOOL DISTRICT | 6802000 | CAVE CITY SCHOOL DISTRICT |
| 4501000 | FLIPPIN SCHOOL DISTRICT | 5803000 | HECTOR SCHOOL DISTRICT | 6804000 | HIGHLAND SCHOOL DISTRICT |
| 4502000 | YELLVILLE-SUMMIT SCHOOL DIST. | 5804000 | POTTSVILLE SCHOOL DISTRICT | 6901000 | MOUNTAIN VIEW SCHOOL DISTRICT |
| 4602000 | GENOA CENTRAL SCHOOL DISTRICT | 5805000 | RUSSELLVILLE SCHOOL DISTRICT | 7001000 | EL DORADO SCHOOL DISTRICT |
| 4603000 | FOUKE SCHOOL DISTRICT | 5901000 | DES ARC SCHOOL DISTRICT | 7003000 | JUNCTION CITY SCHOOL DISTRICT |
| 4605000 | TEXARKANA SCHOOL DISTRICT | 5903000 | HAZEN SCHOOL DISTRICT | 7006000 | NORPHLET SCHOOL DISTRICT |
| 4701000 | ARMOREL SCHOOL DISTRICT | 6001000 | LITTLE ROCK SCHOOL DISTRICT | 7007000 | PARKERS CHAPEL SCHOOL DIST. |
| 4702000 | BLYTHEVILLE SCHOOL DISTRICT | 6002000 | N. LITTLE ROCK SCHOOL DISTRICT | 7008000 | SMACKOVER SCHOOL DISTRICT |
| 4706000 | SO. MISS. COUNTY SCHOOL DIST. | 6003000 | PULASKI CO. SPEC. SCHOOL DIST. | 7009000 | STRONG-HUTTIG SCHOOL DISTRICT |
| 4708000 | GOSNELL SCHOOL DISTRICT | 6040700 | ACADEMICS PLUS SCHOOL DISTRICT | 7102000 | CLINTON SCHOOL DISTRICT |
| 4712000 | MANILA SCHOOL DISTRICT | 6041700 | LISA ACADEMY | 7104000 | SHIRLEY SCHOOL DISTRICT |
| 4713000 | OSCEOLA SCHOOL DISTRICT | 6043700 | ARKANSAS VIRTUAL ACADEMY | 7105000 | SOUTH SIDE SCH DIST(VANBUREN) |
| 4801000 | BRINKLEY SCHOOL DISTRICT | 6044700 | COVENANTKEEPERS CHARTER SCHOOL | 7201000 | ELKINS SCHOOL DISTRICT |
| 4802000 | CLARENDON SCHOOL DISTRICT | 6045700 | ESTEM ELEMENTARY PUBLIC CHARTE | 7202000 | FARMINGTON SCHOOL DISTRICT |
| 4901000 | CADDO HILLS SCHOOL DISTRICT | 6046700 | ESTEM MIDDLE PUBLIC CHARTER | 7203000 | FAYETTEVILLE SCHOOL DISTRICT |
| 4902000 | MOUNT IDA SCHOOL DISTRICT | 6047700 | ESTEM HIGH SCHOOL | 7204000 | GREENLAND SCHOOL DISTRICT |
| 5006000 | PRESCOTT SCHOOL DISTRICT | 6048700 | LISA ACADEMY NORTH | 7205000 | LINCOLN SCHOOL DISTRICT |
| 5008000 | NEVADA SCHOOL DISTRICT | 6049700 | LITTLE ROCK PREPARATORY ACADEM | 7206000 | PRAIRIE GROVE SCHOOL DISTRICT |
| 5102000 | JASPER SCHOOL DISTRICT | 6050700 | JACKSONVILLE LIGHTHOUSE CHARTE | 7207000 | SPRINGDALE SCHOOL DISTRICT |
| 5106000 | DEER/MT. JUDEA SCHOOL DISTRICT | 6052700 | SIATECH LITTLE ROCK CHARTER | 7208000 | WEST FORK SCHOOL DISTRICT |
| 5201000 | BEARDEN SCHOOL DISTRICT | 6091000 | ARK. SCHOOL FOR THE BLIND | 7221000 | NORTHWEST ARK. EDUCATION CO-OP |
| 5204000 | CAMDEN FAIRVIEW SCHOOL DIST. | 6092000 | ARK. SCHOOL FOR THE DEAF | 7240700 | HAAS HALL ACADEMY |
| 5205000 | HARMONY GROVE SCH DIST(OUACHIT | 6094000 | DIV OF YOUTH SERVS SCHOOL SYST | 7301000 | BALD KNOB SCHOOL DISTRICT |
| 5206000 | STEPHENS SCHOOL DISTRICT | 6102000 | MAYNARD SCHOOL DISTRICT | 7302000 | BEEBE SCHOOL DISTRICT |
| 5220000 | SOUTH CENTRAL SERVICE CO-OP | 6103000 | POCAHONTAS SCHOOL DISTRICT | 7303000 | BRADFORD SCHOOL DISTRICT |
| 5301000 | EAST END SCHOOL DISTRICT | 6201000 | FORREST CITY SCHOOL DISTRICT | 7304000 | WHITE CO. CENTRAL SCHOOL DIST. |
| 5303000 | PERRYVILLE SCHOOL DISTRICT | 6202000 | HUGHES SCHOOL DISTRICT | 7307000 | RIVERVIEW SCHOOL DISTRICT |

ARKANSAS SCHOOL DISTRICTS AND LOCAL EDUCATION AGENCY NUMBERS

| LEA | District | LEA | District | LEA | District | District LEA |
|------------|-----------------------------|------------|----------------------------|------------|-------------------------------|---------------------|
| 7309000 | PANGBURN SCHOOL DISTRICT | 7401000 | AUGUSTA SCHOOL DISTRICT | 7509000 | WESTERN YELL CO. SCHOOL DIST. | |
| 7310000 | ROSE BUD SCHOOL DISTRICT | 7403000 | MCCRORY SCHOOL DISTRICT | 7510000 | TWO RIVERS SCHOOL DISTRICT | |
| 7311000 | SEARCY SCHOOL DISTRICT | 7503000 | DANVILLE SCHOOL DISTRICT | 7601000 | LITTLE ROCK SD - MAGNET | |
| 7320000 | WILBUR D. MILLS EDUC. CO-OP | 7504000 | DARDANELLE SCHOOL DISTRICT | | | |

ARKANSAS SCHOOLS AND LOCAL EDUCATION AGENCY NUMBERS

| LEA | School | LEA | School | LEA | School LEA School |
|---------|--------------------------------|---------|--------------------------------|---------|--------------------------------|
| 0101001 | DEWITT ELEMENTARY SCHOOL | 0401017 | BRIGHT FIELD MIDDLE SCHOOL | 0501001 | ALPENA ELEMENTARY SCHOOL |
| 0101003 | DEWITT MIDDLE SCHOOL | 0402008 | DECATUR NORTHSIDE ELEMENTARY | 0501002 | ALPENA HIGH SCHOOL |
| 0101004 | DEWITT HIGH SCHOOL | 0402009 | DECATUR HIGH SCHOOL | 0502006 | BERGMAN ELEMENTARY SCHOOL |
| 0101008 | GILLETT ELEMENTARY SCHOOL | 0403013 | GENTRY INTERMEDIATE SCHOOL | 0502007 | BERGMAN HIGH SCHOOL |
| 0104021 | PARK AVENUE ELEMENTARY SCHOOL | 0403014 | GENTRY HIGH SCHOOL | 0502008 | BERGMAN MIDDLE SCHOOL |
| 0104023 | MEEKINS MIDDLE SCHOOL | 0403015 | GENTRY MIDDLE SCHOOL | 0503011 | EAGLE HEIGHTS ELEM. SCHOOL |
| 0104025 | STUTTGART HIGH SCHOOL | 0403016 | GENTRY PRIMARY SCHOOL | 0503012 | FOREST HEIGHTS ELEM. SCHOOL |
| 0104026 | STUTTGART JUNIOR HIGH SCHOOL | 0404022 | GRAVETTE HIGH SCHOOL | 0503013 | SKYLINE HEIGHTS ELEM. SCHOOL |
| 0201001 | CROSSETT ELEMENTARY SCHOOL | 0404023 | GLENN DUFFY ELEMENTARY SCHOOL | 0503014 | WOODLAND HEIGHTS ELEM. SCHOOL |
| 0201006 | CROSSETT HIGH SCHOOL | 0404024 | GRAVETTE MIDDLE SCHOOL | 0503015 | HARRISON JR. HIGH SCHOOL |
| 0201008 | CROSSETT MIDDLE SCHOOL | 0404025 | GRAVETTE UPPER ELEMENTARY | 0503016 | HARRISON HIGH SCHOOL |
| 0203017 | HAMBURG MIDDLE SCHOOL | 0405031 | EASTSIDE ELEMENTARY SCHOOL | 0503018 | HARRISON MIDDLE SCHOOL |
| 0203018 | HAMBURG HIGH SCHOOL | 0405032 | GARFIELD ELEMENTARY SCHOOL | 0504022 | OMAHA ELEMENTARY SCHOOL |
| 0203019 | WILMOT ELEMENTARY SCHOOL | 0405033 | LOWELL ELEMENTARY SCHOOL | 0504023 | OMAHA HIGH SCHOOL |
| 0203020 | NOBLE/ALLBRITTON ELEMENTARY SC | 0405034 | NORTHSIDE ELEMENTARY SCHOOL | 0505026 | VALLEY SPRINGS ELEM. SCHOOL |
| 0203027 | PORTLAND ELEMENTARY SCHOOL | 0405036 | WESTSIDE ELEMENTARY SCHOOL | 0505027 | VALLEY SPRINGS HIGH SCHOOL |
| 0302006 | AMANDA GIST ELEMENTARY SCHOOL | 0405037 | ELMWOOD MIDDLE SCHOOL | 0505028 | VALLEY SPRINGS MIDDLE SCHOOL |
| 0302007 | COTTER HIGH SCHOOL | 0405039 | OAKDALE MIDDLE SCHOOL | 0506031 | LEAD HILL ELEMENTARY SCHOOL |
| 0303013 | NELSON WILKS HERRON ELEMENTARY | 0405040 | GRACE HILL ELEMENTARY SCHOOL | 0506032 | LEAD HILL HIGH SCHOOL |
| 0303014 | PINKSTON MIDDLE SCHOOL | 0405041 | BONNIE GRIMES ELEM. SCHOOL | 0601006 | HERMITAGE ELEMENTARY SCHOOL |
| 0303018 | MOUNTAIN HOME KINDERGARTEN | 0405042 | REAGAN ELEMENTARY SCHOOL | 0601007 | HERMITAGE HIGH SCHOOL |
| 0303019 | MOUNTAIN HOME JR. HIGH SCHOOL | 0405043 | FRANK TILLERY ELEM. SCHOOL | 0602013 | THOMAS C. BRUNSON ELEM. SCHOOL |
| 0303024 | HACKLER INTERMEDIATE SCHOOL | 0405044 | JOE MATHIAS ELEMENTARY SCHOOL | 0602014 | WARREN HIGH SCHOOL |
| 0303703 | MTN HOME HIGH CAREER ACADEMICS | 0405045 | KIRKSEY MIDDLE SCHOOL | 0602015 | WARREN MIDDLE SCHOOL |
| 0304021 | NORFORK ELEMENTARY SCHOOL | 0405046 | LINGLE MIDDLE SCHOOL | 0602701 | EASTSIDE NEW VISION CHARTER SC |
| 0304022 | NORFORK HIGH SCHOOL | 0405047 | BELLVIEW ELEMENTARY | 0701001 | HAMPTON ELEMENTARY SCHOOL |
| 0401001 | THOMAS JEFFERSON ELEM. SCHOOL | 0405048 | ROGERS HIGH SCHOOL | 0701002 | HAMPTON HIGH SCHOOL |
| 0401002 | WASHINGTON JUNIOR HIGH SCHOOL | 0405049 | JONES ELEMENTARY SCHOOL | 0801001 | BERRYVILLE ELEMENTARY SCHOOL |
| 0401003 | BENTONVILLE HIGH SCHOOL | 0405050 | ELZA R. TUCKER ELEM. SCHOOL | 0801002 | BERRYVILLE HIGH SCHOOL |
| 0401004 | R.E. BAKER ELEMENTARY SCHOOL | 0405051 | OLD WIRE ELEMENTARY SCHOOL | 0801003 | BERRYVILLE MIDDLE SCHOOL |
| 0401005 | OLD HIGH MIDDLE SCHOOL | 0405052 | ROGERS HERITAGE HIGH SCHOOL | 0801004 | BERRYVILLE INTERMEDIATE SCH |
| 0401006 | SUGAR CREEK ELEMENTARY SCHOOL | 0406046 | NORTHSIDE ELEMENTARY SCHOOL | 0802006 | EUREKA SPRINGS ELEM. SCHOOL |
| 0401007 | APPLE GLEN ELEMENTARY SCHOOL | 0406047 | SOUTHSIDE ELEMENTARY SCHOOL | 0802007 | EUREKA SPRINGS HIGH SCHOOL |
| 0401008 | ARDIS ANN MIDDLE SCHOOL | 0406048 | DELBERT "PETE" & PAT ALLEN ELE | 0802008 | EUREKA SPRINGS MIDDLE SCHOOL |
| 0401009 | ELM TREE ELEMENTARY SCHOOL | 0406049 | SILOAM SPRINGS MIDDLE SCHOOL | 0803011 | GREEN FOREST ELEMENTARY SCHOOL |
| 0401010 | LINCOLN JUNIOR HIGH SCHOOL | 0406050 | SILOAM SPRINGS HIGH SCHOOL | 0803012 | GREEN FOREST HIGH SCHOOL |
| 0401011 | MARY MAE JONES ELEM. SCHOOL | 0407025 | PEA RIDGE PRIMARY SCHOOL | 0803013 | GREEN FOREST INTERMED SCHOOL |
| 0401012 | CENTRAL PARK AT MORNING STAR | 0407026 | PEA RIDGE INTERMEDIATE SCHOOL | 0901001 | DERMOTT ELEMENTARY SCHOOL |
| 0401013 | RUTH BARKER MIDDLE SCHOOL | 0407027 | PEA RIDGE HIGH SCHOOL | 0901003 | DERMOTT HIGH SCHOOL |
| 0401014 | CENTERTON GAMBLE ELEMENTARY | 0407028 | PEA RIDGE MIDDLE SCHOOL | 0903007 | EUDORA ELEMENTARY SCHOOL |
| 0401015 | COOPER ELEMENTARY SCHOOL | 0440701 | BENTON COUNTY SCHOOL OF ARTS | 0903016 | LAKESIDE ELEMENTARY SCHOOL |
| 0401016 | WILLOWBROOK ELEMENTARY SCHOOL | 0440703 | BENTON CTY SCHOOL OF ARTS HIGH | 0903017 | LAKESIDE MIDDLE SCHOOL |

ARKANSAS SCHOOLS AND LOCAL EDUCATION AGENCY NUMBERS

| LEA | School | LEA | School | LEA | School |
|---------|------------------------------|---------|--------------------------------|---------|---------------------------------|
| 0903018 | LAKESIDE HIGH SCHOOL | 1505025 | WONDERVIEW ELEMENTARY SCHOOL | 1701001 | ALMA INTERMEDIATE SCHOOL |
| 1002006 | CENTRAL PRIMARY SCHOOL | 1505026 | WONDERVIEW HIGH SCHOOL | 1701002 | ALMA HIGH SCHOOL |
| 1002007 | LOUISA PERRITT PRIMARY | 1507029 | MORRILTON ELEMENTARY SCHOOL | 1701003 | ALMA MIDDLE SCHOOL |
| 1002008 | PEAKE ELEMENTARY SCHOOL | 1507031 | MORRILTON INTERMEDIATE SCHOOL | 1701004 | ALMA PRIMARY SCHOOL |
| 1002009 | GOZA MIDDLE SCHOOL | 1507032 | MORRILTON PRIMARY SCHOOL | 1702008 | CEDARVILLE ELEMENTARY SCHOOL |
| 1002010 | ARKADELPHIA HIGH SCHOOL | 1507036 | MORRILTON SR. HIGH SCHOOL | 1702009 | CEDARVILLE HIGH SCHOOL |
| 1003016 | GURDON PRIMARY SCHOOL | 1507037 | MORRILTON JUNIOR HIGH SCHOOL | 1702010 | CEDARVILLE MIDDLE SCHOOL |
| 1003017 | CABE MIDDLE SCHOOL | 1601001 | BAY ELEMENTARY SCHOOL | 1703012 | MOUNTAINBURG ELEMENTARY SCHOOL |
| 1003018 | GURDON HIGH SCHOOL | 1601002 | BAY HIGH SCHOOL | 1703013 | MOUNTAINBURG HIGH SCHOOL |
| 1101004 | CORNING HIGH SCHOOL | 1602055 | WESTSIDE HIGH SCHOOL | 1703022 | MOUNTAINBURG MIDDLE SCHOOL |
| 1101005 | CENTRAL ELEMENTARY SCHOOL | 1602056 | WESTSIDE ELEMENTARY SCHOOL | 1704016 | MARVIN PRIMARY SCHOOL |
| 1101006 | PARK ELEMENTARY SCHOOL | 1602058 | WESTSIDE MIDDLE SCHOOL | 1704017 | MULBERRY HIGH SCHOOL |
| 1104017 | PIGGOTT ELEMENTARY SCHOOL | 1603006 | BROOKLAND ELEMENTARY SCHOOL | 1704018 | PLEASANT VIEW JUNIOR HIGH |
| 1104018 | PIGGOTT HIGH SCHOOL | 1603007 | BROOKLAND HIGH SCHOOL | 1704022 | MILLSAP INTERMEDIATE SCHOOL |
| 1106022 | RECTOR ELEMENTARY SCHOOL | 1603009 | BROOKLAND MIDDLE SCHOOL | 1705020 | CITY HEIGHTS ELEMENTARY SCHOOL |
| 1106023 | RECTOR HIGH SCHOOL | 1603010 | BROOKLAND JUNIOR HIGH SCHOOL | 1705022 | KING ELEMENTARY SCHOOL |
| 1201001 | CONCORD ELEMENTARY SCHOOL | 1605060 | BUFFALO IS. CENTRAL WEST ELEM. | 1705025 | CENTRAL ELEMENTARY SCHOOL |
| 1201002 | CONCORD HIGH SCHOOL | 1605061 | BUFFALO IS. CENTRAL EAST ELEM. | 1705026 | BUTTERFIELD TRAIL MIDDLE SCHOOL |
| 1202005 | HEBER SPRINGS ELEM. SCHOOL | 1605062 | BUFFALO IS. CENTRAL JHS | 1705027 | VAN BUREN HIGH SCHOOL |
| 1202006 | HEBER SPRINGS HIGH SCHOOL | 1605063 | BUFFALO IS. CENTRAL HS | 1705029 | JAMES R. TATE ELEM. SCHOOL |
| 1202007 | HEBER SPRINGS MIDDLE SCHOOL | 1608015 | EARLY CHILDHOOD LEARNING CNTR | 1705030 | PARKVIEW ELEMENTARY SCHOOL |
| 1203010 | QUITMAN ELEMENTARY SCHOOL | 1608017 | MATH & SCIENCE MAGNET SCHOOL | 1705032 | RENA ELEMENTARY SCHOOL |
| 1203011 | QUITMAN HIGH SCHOOL | 1608019 | VISUAL & PERFORMING ART MAGNET | 1705033 | NORTHRIDGE MIDDLE SCHOOL |
| 1204014 | WEST SIDE ELEMENTARY SCHOOL | 1608020 | HEALTH/WELLNESS ENVI MAGNET | 1802005 | EARLE ELEMENTARY SCHOOL |
| 1204015 | WEST SIDE HIGH SCHOOL | 1608021 | INTERNATIONAL STUDIES MAGNET | 1802007 | EARLE HIGH SCHOOL |
| 1304014 | WOODLAWN ELEMENTARY SCHOOL | 1608022 | MICROSOCIETY MAGNET SCHOOL | 1803025 | BRAGG ELEMENTARY SCHOOL |
| 1304015 | WOODLAWN HIGH SCHOOL | 1608023 | ANNIE CAMP JR. HIGH SCHOOL | 1803026 | FAULK ELEMENTARY SCHOOL |
| 1305001 | KINGSLAND ELEMENTARY SCHOOL | 1608024 | DOUGLAS MACARTHUR JHS | 1803027 | JACKSON ELEMENTARY SCHOOL |
| 1305009 | RISON ELEMENTARY SCHOOL | 1608025 | JONESBORO HIGH SCHOOL | 1803028 | MADDUX ELEMENTARY SCHOOL |
| 1305010 | RISON HIGH SCHOOL | 1608026 | KINDERGARTEN CENTER | 1803029 | RICHLAND ELEMENTARY SCHOOL |
| 1402006 | CENTRAL ELEMENTARY SCHOOL | 1611039 | FOX MEADOW ELEMENTARY | 1803030 | WEAVER ELEMENTARY SCHOOL |
| 1402007 | EAST SIDE ELEMENTARY SCHOOL | 1611040 | UNIVERSITY HGTS. ELEM. SCHOOL | 1803032 | WONDER ELEMENTARY SCHOOL |
| 1402008 | MAGNOLIA JR. HIGH SCHOOL | 1611041 | NETTLETON JUNIOR HIGH SCHOOL | 1803033 | EAST JUNIOR HIGH SCHOOL |
| 1402009 | MAGNOLIA HIGH SCHOOL | 1611042 | NETTLETON HIGH SCHOOL | 1803034 | WEST JUNIOR HIGH SCHOOL |
| 1402031 | WALKER PRE-K CENTER | 1611043 | NETTLETON INTERMEDIATE CENTER | 1803035 | WONDER JUNIOR HIGH SCHOOL |
| 1408001 | EMERSON ELEMENTARY SCHOOL | 1611045 | FOX MEADOW INTERMEDIATE CENTER | 1803036 | WEST MEMPHIS HIGH SCHOOL |
| 1408002 | EMERSON HIGH SCHOOL | 1611046 | NETTLETON MIDDLE SCHOOL | 1804011 | AVONDALE ELEMENTARY SCHOOL |
| 1408018 | TAYLOR ELEMENTARY SCHOOL | 1612047 | VALLEY VIEW ELEMENTARY SCHOOL | 1804012 | MARION ELEMENTARY SCHOOL |
| 1408019 | TAYLOR HIGH SCHOOL | 1612048 | VALLEY VIEW HIGH SCHOOL | 1804014 | MARION JUNIOR HIGH SCHOOL |
| 1503016 | NEMO VISTA ELEMENTARY SCHOOL | 1613010 | RIVERSIDE EAST ELEM. SCHOOL | 1804015 | MARION HIGH SCHOOL |
| 1503017 | NEMO VISTA HIGH SCHOOL | 1613021 | RIVERSIDE HIGH SCHOOL | 1804016 | MARION MIDDLE SCHOOL |
| 1503018 | NEMO VISTA MIDDLE SCHOOL | 1613031 | RIVERSIDE WEST ELEM. SCHOOL | 1804017 | MARION INTERMEDIATE SCHOOL |

ARKANSAS SCHOOLS AND LOCAL EDUCATION AGENCY NUMBERS

| LEA | School | LEA | School | LEA | School LEA School |
|---------|--------------------------------|---------|---------------------------------|---------|--------------------------------|
| 1901701 | CROSS COUNTY ELE TECH ACADEMY | 2303020 | GREENBRIER JUNIOR HIGH SCHOOL | 2603023 | LANGSTON MAGNET SCHOOL |
| 1901703 | CROSS CNTY HIGH A NEW TECH SCH | 2303021 | GREENBRIER WOOSTER ELEMENTARY | 2603024 | HOT SPRINGS INTERMEDIATE SCHOO |
| 1905014 | WYNNE PRIMARY SCHOOL | 2304021 | GUY-PERKINS ELEMENTARY SCHOOL | 2604029 | JESSIEVILLE ELEMENTARY SCHOOL |
| 1905015 | WYNNE INTERMEDIATE SCHOOL | 2304022 | GUY-PERKINS HIGH SCHOOL | 2604030 | JESSIEVILLE HIGH SCHOOL |
| 1905016 | WYNNE JUNIOR HIGH SCHOOL | 2305025 | MAYFLOWER ELEMENTARY SCHOOL | 2604031 | JESSIEVILLE MIDDLE SCHOOL |
| 1905017 | WYNNE HIGH SCHOOL | 2305026 | MAYFLOWER HIGH SCHOOL | 2605033 | LAKE HAMILTON ELEMENTARY SCH |
| 2002007 | FORDYCE HIGH SCHOOL | 2305027 | MAYFLOWER MIDDLE SCHOOL | 2605034 | LAKE HAMILTON HIGH SCHOOL |
| 2002008 | FORDYCE ELEMENTARY SCHOOLS | 2306029 | MT. VERNON/ENOLA ELEM. SCHOOL | 2605035 | LAKE HAMILTON JR. HIGH SCHOOL |
| 2002009 | FORDYCE MIDDLE SCHOOL | 2306030 | MT. VERNON/ENOLA HIGH SCHOOL | 2605036 | LAKE HAMILTON INTERM. SCHOOL |
| 2104017 | CENTRAL ELEMENTARY SCHOOL | 2307033 | VILONIA ELEMENTARY SCHOOL | 2605037 | LAKE HAMILTON MIDDLE SCHOOL |
| 2104020 | DUMAS JUNIOR HIGH SCHOOL | 2307034 | VILONIA HIGH SCHOOL | 2605038 | LAKE HAMILTON PRIMARY SCHOOL |
| 2104021 | DUMAS HIGH SCHOOL | 2307035 | VILONIA PRIMARY SCHOOL | 2606039 | LAKESIDE PRIMARY SCHOOL |
| 2104024 | REED ELEMENTARY SCHOOL | 2307036 | VILONIA JUNIOR HIGH SCHOOL | 2606042 | LAKESIDE INTERMEDIATE SCHOOL |
| 2105026 | MCGEHEE ELEMENTARY SCHOOL | 2307037 | VILONIA MIDDLE SCHOOL | 2606043 | LAKESIDE MIDDLE SCHOOL |
| 2105028 | MCGEHEE HIGH SCHOOL | 2307701 | ACADEMY OF TECHNOLOGY | 2606044 | LAKESIDE HIGH SCHOOL |
| 2202004 | DREW CENTRAL ELEM. SCHOOL | 2307702 | ACADEMY OF SERVICE & TECH | 2607046 | MOUNTAIN PINE ELEM. SCHOOL |
| 2202005 | DREW CENTRAL HIGH SCHOOL | 2402006 | CHARLESTON ELEMENTARY SCHOOL | 2607047 | MOUNTAIN PINE HIGH SCHOOL |
| 2202007 | DREW CENTRAL MIDDLE SCHOOL | 2402007 | CHARLESTON HIGH SCHOOL | 2703009 | POYEN ELEMENTARY SCHOOL |
| 2203010 | MONTICELLO ELEMENTARY SCHOOL | 2403011 | COUNTY LINE ELEMENTARY SCHOOL | 2703010 | POYEN HIGH SCHOOL |
| 2203011 | MONTICELLO MIDDLE SCHOOL | 2403012 | COUNTY LINE HIGH SCHOOL | 2705018 | EAST END ELEMENTARY SCHOOL |
| 2203012 | MONTICELLO HIGH SCHOOL | 2404004 | OZARK MIDDLE SCHOOL | 2705019 | SHERIDAN ELEMENTARY SCHOOL |
| 2203014 | MONTICELLO INTERMEDIATE SCHOOL | 2404005 | OZARK KINDERGARTEN SCHOOL | 2705020 | SHERIDAN MIDDLE SCHOOL |
| 2301001 | IDA BURNS ELEMENTARY SCHOOL | 2404015 | ELGIN B. MILTON ELEM. SCHOOL | 2705021 | SHERIDAN HIGH SCHOOL |
| 2301003 | ELLEN SMITH ELEMENTARY SCHOOL | 2404016 | OZARK JUNIOR HIGH SCHOOL | 2705023 | SHERIDAN INTERMEDIATE SCHOOL |
| 2301004 | CARL STUART MIDDLE SCHOOL | 2404017 | OZARK HIGH SCHOOL | 2705024 | EAST END INTERMEDIATE SCHOOL |
| 2301006 | CONWAY HIGH SCHOOL | 2501001 | MAMMOTH SPRING ELEM. SCHOOL | 2803016 | MARMADUKE ELEMENTARY SCHOOL |
| 2301007 | SALLIE CONE PRESCHOOL | 2501002 | MAMMOTH SPRING HIGH SCHOOL | 2803017 | MARMADUKE HIGH SCHOOL |
| 2301008 | JULIA LEE MOORE ELEM. SCHOOL | 2502005 | SALEM ELEMENTARY SCHOOL | 2807004 | GREENE CTY TECH ELEM. SCHOOL |
| 2301009 | FLORENCE MATTISON ELEM. SCHOOL | 2502006 | SALEM HIGH SCHOOL | 2807007 | GREENE CO. TECH MIDDLE SCHOOL |
| 2301010 | MARGUERITE VANN ELEM. SCHOOL | 2503009 | VIOLA ELEMENTARY SCHOOL | 2807008 | GREENE CO. TECH HIGH SCHOOL |
| 2301011 | JIM STONE ELEMENTARY SCHOOL | 2503010 | VIOLA HIGH SCHOOL | 2807009 | GREEN CO. TECH JR. HIGH SCHOOL |
| 2301012 | THEODORE JONES ELEM. SCHOOL | 2601001 | CUTTER-MORNING STAR ELEM. SCH. | 2807010 | GREENE CO. TECH PRIMARY SCHOOL |
| 2301013 | BOB COURTWAY MIDDLE SCHOOL | 2601002 | CUTTER-MORNING STAR HIGH SCH. | 2807011 | GREENE CTY TECH INTERMEDIATE |
| 2301016 | RUTH DOYLE MIDDLE SCHOOL | 2602005 | FOUNTAIN LAKE ELEMENTARY | 2808024 | BALDWIN ELEMENTARY SCHOOL |
| 2301017 | RAY/PHYLLIS SIMON MIDDLE SCHOO | 2602006 | FOUNTAIN LAKE HIGH SCHOOL | 2808027 | WOODROW WILSON ELEM. SCHOOL |
| 2301018 | WOODROW CUMMINS ELEMENTARY SCH | 2602702 | FOUNTAIN LAKE MIDDLE SCHOOL COB | 2808028 | OAK GROVE MIDDLE SCHOOL |
| 2301019 | CAROLYN LEWIS ELEMENTARY SCHOO | 2603011 | GARDNER MAGNET SCHOOL | 2808042 | PARAGOULD JUNIOR HIGH |
| 2301020 | CONWAY JUNIOR HIGH SCHOOL | 2603013 | SUMMIT SCHOOL | 2808043 | PARAGOULD HIGH SCHOOL |
| 2303016 | GREENBRIER EASTSIDE ELEMENTARY | 2603015 | OAKLAWN MAGNET SCHOOL | 2808701 | OAK GROVE ELEM HEALTH WELLNESS |
| 2303017 | GREENBRIER HIGH SCHOOL | 2603016 | PARK MAGNET SCHOOL | 2901001 | BLEVINS ELEMENTARY SCHOOL |
| 2303018 | GREENBRIER MIDDLE SCHOOL | 2603020 | HOT SPRINGS MIDDLE SCHOOL | 2901002 | BLEVINS HIGH SCHOOL |
| 2303019 | GREENBRIER WESTSIDE ELEMENTARY | 2603021 | HOT SPRINGS HIGH SCHOOL | 2903007 | WM. JEFFERSON CLINTON PRIMARY |

ARKANSAS SCHOOLS AND LOCAL EDUCATION AGENCY NUMBERS

| LEA | School | LEA | School | LEA | School LEA School |
|---------|--------------------------------|---------|--------------------------------|---------|--------------------------------|
| 2903008 | BERYL HENRY UPPER ELEM. SCHOOL | 3212010 | CORD-CHARLOTTE ELEM. SCHOOL | 3510080 | TAYLOR ELEMENTARY SCHOOL |
| 2903011 | YERGER JUNIOR HIGH SCHOOL | 3212026 | NEWARK ELEMENTARY SCHOOL | 3510081 | WHITE HALL MIDDLE SCHOOL |
| 2903012 | HOPE HIGH SCHOOL | 3212027 | CEDAR RIDGE HIGH SCHOOL | 3510084 | GANDY ELEMENTARY SCHOOL |
| 2903013 | GARLAND LEARNING CENTER | 3301001 | CALICO ROCK ELEMENTARY SCHOOL | 3541701 | PINE BLUFF LIGHTHOUSE ACADEMY |
| 2906025 | SPRING HILL ELEMENTARY SCHOOL | 3301002 | CALICO ROCK HIGH SCHOOL | 3541702 | PB LIGHTHOUSE UPPER ACADEMY |
| 2906026 | SPRING HILL HIGH SCHOOL | 3302005 | MELBOURNE ELEMENTARY SCHOOL | 3599001 | DEPT. OF CORRECTION |
| 3001001 | BISMARCK ELEMENTARY SCHOOL | 3302006 | MELBOURNE HIGH SCHOOL | 3601001 | PYRON ELEMENTARY SCHOOL |
| 3001002 | BISMARCK MIDDLE SCHOOL | 3302010 | MOUNT PLEASANT ELEM. SCHOOL | 3601002 | KRAUS MIDDLE SCHOOL |
| 3001003 | BISMARCK HIGH SCHOOL | 3306014 | IZARD CO. CONS. ELEM. SCHOOL | 3601003 | CLARKSVILLE PRIMARY SCHOOL |
| 3002007 | GLEN ROSE ELEMENTARY SCHOOL | 3306015 | IZARD CO. CONS. HIGH SCHOOL | 3601004 | CLARKSVILLE JUNIOR HIGH SCHOOL |
| 3002009 | GLEN ROSE HIGH SCHOOL | 3306016 | IZARD COUNTY CONS MIDDLE SCH | 3601005 | CLARKSVILLE HIGH SCHOOL |
| 3002010 | GLEN ROSE MIDDLE SCHOOL | 3403012 | NEWPORT JUNIOR HIGH SCHOOL | 3604018 | LAMAR ELEMENTARY SCHOOL |
| 3003013 | MAGNET COVE ELEMENTARY SCHOOL | 3403013 | NEWPORT HIGH SCHOOL | 3604019 | LAMAR HIGH SCHOOL |
| 3003014 | MAGNET COVE HIGH SCHOOL | 3403014 | NEWPORT ELEMENTARY SCHOOL | 3604020 | LAMAR MIDDLE SCHOOL |
| 3004021 | MALVERN ELEMENTARY SCHOOL | 3405019 | SWIFTON MIDDLE SCHOOL | 3606025 | WESTSIDE ELEMENTARY SCHOOL |
| 3004022 | MALVERN MIDDLE SCHOOL | 3405024 | TUCKERMAN ELEMENTARY SCHOOL | 3606026 | WESTSIDE HIGH SCHOOL |
| 3004023 | MALVERN HIGH SCHOOL | 3405025 | TUCKERMAN HIGH SCHOOL | 3701001 | BRADLEY ELEMENTARY SCHOOL |
| 3004025 | WILSON INTERMEDIATE SCHOOL | 3502005 | ALTHEIMER-MARTIN ELEMENTARY | 3701002 | BRADLEY HIGH SCHOOL |
| 3005029 | OUACHITA ELEMENTARY SCHOOL | 3502006 | MATTHEWS ELEMENTARY SCHOOL | 3704007 | LAFAYETTE COUNTY ELEMENTARY |
| 3005030 | OUACHITA HIGH SCHOOL | 3502009 | ROBERT F MOREHEAD MIDDLE SCHOO | 3704013 | LAFAYETTE COUNTY HIGH SCHOOL |
| 3102001 | JOANN WALTERS ELEMENTARY SCH | 3502010 | DOLLARWAY HIGH SCHOOL | 3804009 | HOXIE ELEMENTARY SCHOOL |
| 3102002 | DIERKS HIGH SCHOOL | 3502011 | TOWNSEND PARK ELEMENTARY SCHOO | 3804010 | HOXIE HIGH SCHOOL |
| 3104005 | MINERAL SPRINGS ELEM. SCHOOL | 3505025 | BELAIR MIDDLE SCHOOL | 3806018 | SLOAN-HENDRIX ELEM. SCHOOL |
| 3104006 | MINERAL SPRINGS HIGH SCHOOL | 3505026 | BROADMOOR ELEMENTARY SCHOOL | 3806019 | SLOAN-HENDRIX HIGH SCHOOL |
| 3104021 | SARATOGA ELEMENTARY SCHOOL | 3505030 | GREENVILLE ELEMENTARY SCHOOL | 3806020 | SLOAN-HENDRIX MIDDLE SCHOOL |
| 3104022 | SARATOGA HIGH SCHOOL | 3505034 | OAK PARK ELEMENTARY SCHOOL | 3809014 | HILLCREST ELEMENTARY SCHOOL |
| 3105009 | NASHVILLE ELEMENTARY SCHOOL | 3505036 | THIRTY-FOURTH AVE. ELEM. SCH. | 3809023 | HILLCREST HIGH SCHOOL |
| 3105010 | NASHVILLE JUNIOR HIGH SCHOOL | 3505037 | SOUTHWOOD ELEMENTARY SCHOOL | 3810001 | BLACK ROCK ELEMENTARY SCHOOL |
| 3105011 | NASHVILLE HIGH SCHOOL | 3505041 | SOUTHEAST MIDDLE SCHOOL | 3810002 | BLACK ROCK HIGH SCHOOL |
| 3105012 | NASHVILLE PRIMARY SCHOOL | 3505042 | PINE BLUFF HIGH SCHOOL | 3810026 | WALNUT RIDGE ELEMENTARY SCHOOL |
| 3201001 | CENTRAL ELEMENTARY SCHOOL | 3505044 | JACK ROBESY JR. HIGH SCHOOL | 3810027 | WALNUT RIDGE HIGH SCHOOL |
| 3201003 | WEST ELEMENTARY SCHOOL | 3505046 | W. T. CHENEY ELEMENTARY SCHOOL | 3840701 | IMBODEN AREA CHARTER SCHOOL |
| 3201004 | BATESVILLE JUNIOR HIGH SCHOOL | 3505047 | FORREST PARK PREP PRESCHOOL | 3904005 | WHITTEN ELEMENTARY SCHOOL |
| 3201005 | BATESVILLE HIGH SCHOOL | 3509063 | EDGEWOOD ELEMENTARY SCHOOL | 3904010 | ANNA STRONG INTERMEDIATE SCHOO |
| 3201009 | EAGLE MOUNTAIN ELEM SCHOOL | 3509064 | L. L. OWEN ELEMENTARY SCHOOL | 3904011 | LEE HIGH SCHOOL |
| 3201042 | SULPHUR ROCK ELEMENTARY | 3509066 | COLEMAN ELEMENTARY SCHOOL | 4003014 | BROWN ELEMENTARY SCHOOL |
| 3209038 | SOUTHSIDE ELEMENTARY SCHOOL | 3509067 | WATSON CHAPEL HIGH SCHOOL | 4003015 | STAR CITY MIDDLE SCHOOL |
| 3209039 | SOUTHSIDE HIGH SCHOOL | 3509068 | WATSON CHAPEL JR. HIGH SCHOOL | 4003016 | STAR CITY HIGH SCHOOL |
| 3209041 | SOUTHSIDE MIDDLE SCHOOL | 3510076 | WHITE HALL HIGH SCHOOL | 4101001 | L.F. HENDERSON INTERM. SCH. |
| 3209042 | SOUTHSIDE JUNIOR HIGH SCHOOL | 3510077 | REDFIELD MIDDLE SCHOOL | 4101002 | C. D. FRANKS ELEMENTARY SCHOOL |
| 3211022 | MIDLAND ELEMENTARY SCHOOL | 3510078 | HARDIN ELEMENTARY SCHOOL | 4101003 | ASHDOWN JUNIOR HIGH SCHOOL |
| 3211035 | MIDLAND HIGH SCHOOL | 3510079 | MOODY ELEMENTARY SCHOOL | 4101004 | ASHDOWN HIGH SCHOOL |

ARKANSAS SCHOOLS AND LOCAL EDUCATION AGENCY NUMBERS

| LEA | School | LEA | School | LEA | School LEA School |
|---------|--------------------------------|---------|--------------------------------|---------|-------------------------------|
| 4101005 | MARGARET DANIELS PRIMARY | 4401011 | ST. PAUL ELEMENTARY SCHOOL | 4801001 | C.B. PARTEE ELEMENTARY SCHOOL |
| 4102008 | OSCAR HAMILTON ELEMENTARY SCH | 4401012 | ST. PAUL HIGH SCHOOL | 4801003 | BRINKLEY HIGH SCHOOL |
| 4102010 | FOREMAN HIGH SCHOOL | 4501001 | FLIPPIN ELEMENTARY SCHOOL | 4802008 | CLARENDON ELEMENTARY SCHOOL |
| 4201001 | BOONEVILLE ELEMENTARY SCHOOL | 4501002 | FLIPPIN HIGH SCHOOL | 4802010 | CLARENDON HIGH SCHOOL |
| 4201002 | BOONEVILLE HIGH SCHOOL | 4501003 | FLIPPIN MIDDLE SCHOOL | 4901001 | CADDO HILLS ELEMENTARY SCHOOL |
| 4201003 | BOONEVILLE JR HIGH SCHOOL | 4502005 | YELLVILLE-SUMMIT ELEM. SCHOOL | 4901003 | CADDO HILLS HIGH SCHOOL |
| 4202007 | MAGAZINE ELEMENTARY SCHOOL | 4502006 | YELLVILLE-SUMMIT HIGH SCHOOL | 4902006 | MOUNT IDA ELEMENTARY SCHOOL |
| 4202008 | J.D. LEFTWICH HIGH SCHOOL | 4602005 | GENOA CENTRAL ELEM. SCHOOL | 4902007 | MOUNT IDA HIGH SCHOOL |
| 4203011 | PARIS ELEMENTARY SCHOOL | 4602006 | GENOA CENTRAL HIGH SCHOOL | 5006022 | PRESCOTT ELEMENTARY SCHOOL |
| 4203012 | PARIS HIGH SCHOOL | 4602007 | GARY E. COBB MIDDLE SCHOOL | 5006023 | MCRAE MIDDLE SCHOOL |
| 4203013 | PARIS MIDDLE SCHOOL | 4603009 | FOUKE ELEMENTARY SCHOOL | 5006024 | PRESCOTT HIGH SCHOOL |
| 4204016 | SCRANTON ELEMENTARY SCHOOL | 4603010 | FOUKE HIGH SCHOOL | 5008013 | NEVADA ELEMENTARY SCHOOL |
| 4204019 | SCRANTON HIGH SCHOOL | 4603011 | PAULETTE SMITH MIDDLE SCHOOL | 5008014 | NEVADA HIGH SCHOOL |
| 4301027 | LONOKE ELEMENTARY SCHOOL | 4605019 | COLLEGE HILL ELEMENTARY SCHOOL | 5102005 | JASPER ELEMENTARY SCHOOL |
| 4301028 | LONOKE MIDDLE SCHOOL | 4605020 | FAIRVIEW ELEMENTARY SCHOOL | 5102006 | JASPER HIGH SCHOOL |
| 4301029 | LONOKE HIGH SCHOOL | 4605021 | VERA KILPATRICK ELEM. SCHOOL | 5102007 | KINGSTON ELEMENTARY SCHOOL |
| 4301030 | LONOKE PRIMARY SCHOOL | 4605022 | UNION ELEMENTARY SCHOOL | 5102008 | KINGSTON HIGH SCHOOL |
| 4302017 | ENGLAND ELEMENTARY SCHOOL | 4605024 | COLLEGE HILL MIDDLE | 5102023 | OARK ELEMENTARY SCHOOL |
| 4302018 | ENGLAND HIGH SCHOOL | 4605025 | NORTH HEIGHTS JR. HIGH SCHOOL | 5102024 | OARK HIGH SCHOOL |
| 4303012 | CARLISLE ELEMENTARY SCHOOL | 4605026 | ARKANSAS HIGH SCHOOL | 5106001 | DEER ELEMENTARY SCHOOL |
| 4303013 | CARLISLE HIGH SCHOOL | 4605027 | EDWARD D. TRICE ELEM. SCHOOL | 5106002 | DEER HIGH SCHOOL |
| 4304001 | EASTSIDE ELEMENTARY SCHOOL | 4701001 | ARMOREL ELEMENTARY SCHOOL | 5106009 | MOUNT JUDEA ELEMENTARY SCHOOL |
| 4304002 | CENTRAL ELEMENTARY SCHOOL | 4701002 | ARMOREL HIGH SCHOOL | 5106010 | MOUNT JUDEA HIGH SCHOOL |
| 4304004 | CABOT JUNIOR HIGH SOUTH | 4702006 | CENTRAL ELEMENTARY SCHOOL | 5201001 | BEARDEN ELEMENTARY SCHOOL |
| 4304005 | CABOT HIGH SCHOOL | 4702008 | BLYTHEVILLE PRIMARY SCHOOL | 5201002 | BEARDEN HIGH SCHOOL |
| 4304006 | WESTSIDE ELEMENTARY SCHOOL | 4702011 | BLYTHEVILLE INTERMEDIATE SCH | 5204021 | FAIRVIEW ELEMENTARY SCHOOL |
| 4304007 | SOUTHSIDE ELEMENTARY SCHOOL | 4702012 | BLYTHEVILLE MIDDLE SCHOOL | 5204023 | CAMDEN FAIRVIEW HIGH SCHOOL |
| 4304008 | NORTHSIDE ELEMENTARY SCHOOL | 4702013 | BLYTHEVILLE HIGH SCHOOL | 5204025 | IVORY PRIMARY SCHOOL |
| 4304009 | WARD CENTRAL ELEMENTARY | 4702703 | BLYTHEVILLE CHARTER SCHOOL&ALC | 5204026 | CAMDEN FAIRVIEW INTERMEDIATE |
| 4304010 | CABOT MIDDLE SCHOOL SOUTH | 4706039 | SO MISS COUNTY ELEM AT LUXORA | 5204028 | CAMDEN FAIRVIEW MIDDLE SCHOOL |
| 4304011 | CABOT JUNIOR HIGH NORTH | 4706040 | SOUTH MISS CTY ELEM @ WILSON | 5205011 | SPARKMAN ELEMENTARY SCHOOL |
| 4304012 | CABOT MIDDLE SCHOOL NORTH | 4706059 | SO MISS COUNTY ELEM AT KEISER | 5205012 | SPARKMAN HIGH SCHOOL |
| 4304013 | MAGNESS CREEK ELEMENTARY | 4706066 | RIVERCREST HIGH SCHOOL | 5205028 | HARMONY GROVE ELEM. SCHOOL |
| 4304014 | STAGECOACH ELEMENTARY SCHOOL | 4708028 | GOSNELL ELEMENTARY SCHOOL | 5205029 | HARMONY GROVE HIGH SCHOOL |
| 4304015 | MOUNTAIN SPRINGS ELEM SCHOOL | 4708031 | GOSNELL HIGH SCHOOL | 5206032 | STEPHENS ELEMENTARY SCHOOL |
| 4304016 | CABOT LEARNING(IALE) ACADEMY | 4712043 | MANILA ELEMENTARY SCHOOL | 5206033 | STEPHENS HIGH SCHOOL |
| 4304017 | CABOT FRESHMAN ACADEMY | 4712044 | MANILA HIGH SCHOOL | 5301001 | ANNE WATSON ELEMENTARY SCHOOL |
| 4304703 | ACADEMIC CENTER FOR EXCELLENCE | 4712045 | MANILA MIDDLE SCHOOL | 5301002 | BIGELOW HIGH SCHOOL |
| 4401001 | WATSON PRIMARY SCHOOL | 4713051 | OSCEOLA HIGH SCHOOL | 5303010 | PERRYVILLE ELEMENTARY SCHOOL |
| 4401002 | HUNTSVILLE MIDDLE SCHOOL | 4713052 | NORTH ELEMENTARY SCHOOL | 5303011 | PERRYVILLE HIGH SCHOOL |
| 4401003 | HUNTSVILLE HIGH SCHOOL | 4713053 | CARROLL SMITH ELEMENTARY SCHOO | 5401002 | BARTON ELEMENTARY SCHOOL |
| 4401004 | HUNTSVILLE INTERMEDIATE SCH | 4713705 | OSCEOLA STEM CHARTER | 5401003 | BARTON HIGH SCHOOL |

ARKANSAS SCHOOLS AND LOCAL EDUCATION AGENCY NUMBERS

| LEA | School | LEA | School | LEA | School LEA School |
|---------|--------------------------------|---------|-------------------------------|---------|--------------------------------|
| 5403019 | CENTRAL HIGH SCHOOL | 5707018 | VAN COVE HIGH SCHOOL | 6001020 | MCDERMOTT ELEMENTARY SCHOOL |
| 5403020 | ELIZA MILLER PRIMARY SCHOOL | 5707019 | VAN COVE ELEMENTARY SCHOOL | 6001021 | CARVER MAGNET ELEM. SCHOOL |
| 5403021 | ELIZA MILLER ELEMENTARY SCHOOL | 5707021 | WICKES ELEMENTARY SCHOOL | 6001023 | FAIR PARK EARLY CHILDHOOD CTR |
| 5404030 | MARVELL-ELAINE ELEMENTARY SCH | 5707022 | WICKES HIGH SCHOOL | 6001024 | FOREST PARK ELEMENTARY SCHOOL |
| 5404032 | MARVELL-ELAINE HIGH SCHOOL | 5801001 | ATKINS ELEMENTARY SCHOOL | 6001025 | FRANKLIN INCENTIVE ELEM. SCH. |
| 5440701 | KIPP DELTA ELEM LITERACY ACAD | 5801002 | ATKINS HIGH SCHOOL | 6001027 | GIBBS MAGNET ELEMENTARY SCHOOL |
| 5440702 | KIPP:DELTA COLLEGE PREP SCHOOL | 5801003 | ATKINS MIDDLE SCHOOL | 6001029 | WESTERN HILLS ELEM. SCHOOL |
| 5440703 | KIPP:DELTA COLLEGIATE HIGH SCH | 5802006 | DOVER HIGH SCHOOL | 6001030 | JEFFERSON ELEMENTARY SCHOOL |
| 5440705 | KIPP: BLYTHEVILLE COLLEGE PREP | 5802008 | DOVER MIDDLE SCHOOL | 6001033 | MEADOWCLIFF ELEMENTARY SCHOOL |
| 5502006 | CENTERPOINT PRIMARY SCHOOL | 5802009 | DOVER ELEMENTARY SCHOOL | 6001035 | M.L. KING MAGNET ELEM. SCHOOL |
| 5502008 | CENTERPOINT INTERMEDIATE SCH | 5803009 | HECTOR ELEMENTARY SCHOOL | 6001038 | PULASKI HEIGHTS ELEM. SCHOOL |
| 5502010 | CENTERPOINT HIGH SCHOOL | 5803010 | HECTOR HIGH SCHOOL | 6001040 | ROMINE INTERDIST. ELEM. SCHOOL |
| 5503010 | KIRBY ELEMENTARY SCHOOL | 5804013 | POTTSVILLE ELEMENTARY SCHOOL | 6001041 | STEPHENS ELEMENTARY |
| 5503011 | KIRBY HIGH SCHOOL | 5804014 | POTTSVILLE HIGH SCHOOL | 6001042 | WASHINGTON MAGNET ELEM. SCHOOL |
| 5504001 | DELIGHT ELEMENTARY SCHOOL | 5804015 | POTTSVILLE MIDDLE GRADE | 6001043 | WILLIAMS MAGNET ELEM. SCHOOL |
| 5504014 | MURFREESBORO ELEMENTARY SCHOOL | 5804016 | POTTSVILLE JUNIOR HIGH SCHOOL | 6001044 | WILSON ELEMENTARY SCHOOL |
| 5504015 | MURFREESBORO HIGH SCHOOL | 5805017 | CRAWFORD ELEMENTARY SCHOOL | 6001045 | WOODRUFF EARLY CHILDHOOD CTR |
| 5602005 | HARRISBURG ELEMENTARY SCHOOL | 5805018 | DWIGHT ELEMENTARY SCHOOL | 6001047 | TERRY ELEMENTARY SCHOOL |
| 5602007 | HARRISBURG HIGH SCHOOL | 5805019 | LONDON ELEMENTARY SCHOOL | 6001048 | FULBRIGHT ELEMENTARY SCHOOL |
| 5602008 | HARRISBURG MIDDLE SCHOOL | 5805020 | OAKLAND HEIGHTS ELEM. SCHOOL | 6001050 | ROCKEFELLER INCENTIVE ELEM. |
| 5602031 | WEINER ELEMENTARY | 5805021 | SEQUOYAH ELEMENTARY SCHOOL | 6001052 | BASELINE ELEMENTARY SCHOOL |
| 5602032 | WEINER HIGH SCHOOL | 5805022 | RUSSELLVILLE MIDDLE SCHOOL | 6001055 | DAVID O'DODD ELEMENTARY SCHOOL |
| 5604015 | MARKED TREE ELEMENTARY SCHOOL | 5805023 | RUSSELLVILLE JR. HIGH SCHOOL | 6001056 | GEYER SPRINGS ELEM. SCHOOL |
| 5604017 | MARKED TREE HIGH SCHOOL | 5805024 | RUSSELLVILLE HIGH SCHOOL | 6001057 | MABELVALE ELEMENTARY SCHOOL |
| 5604018 | MARKED TREE MIDDLE SCHOOL | 5805025 | CENTER VALLEY ELEM. SCHOOL | 6001058 | OTTER CREEK ELEMENTARY SCHOOL |
| 5605001 | TRUMANN INTERMEDIATE SCH 5-6 | 5805026 | RUSSELLVILLE UPPER ELEM. SCH. | 6001059 | WAKEFIELD ELEMENTARY SCHOOL |
| 5605021 | CEDAR PARK ELEMENTARY SCHOOL | 5805030 | RUSSELLVILLE ALTERNATIVE | 6001062 | MABELVALE MIDDLE SCHOOL |
| 5605023 | TRUMANN HIGH SCHOOL | 5901001 | DES ARC ELEMENTARY SCHOOL | 6001063 | J.A. FAIR HIGH SCHOOL |
| 5605024 | TRUMANN INTERMEDIATE SCHOOL7-8 | 5901002 | DES ARC HIGH SCHOOL | 6001064 | MCCLELLAN MAGNET HIGH SCHOOL |
| 5608034 | LEPANTO ELEMENTARY | 5903011 | HAZEN ELEMENTARY SCHOOL | 6001067 | ALTERNATIVE AGENCIES |
| 5608035 | TYRONZA ELEMENTARY | 5903012 | HAZEN HIGH SCHOOL | 6001068 | ACCELERATED LEARNING PROGRAM |
| 5608037 | EAST POINSETT CO. HIGH SCHOOL | 6001001 | CENTRAL HIGH SCHOOL | 6001070 | W.D. HAMILTON LEARNING ACADEMY |
| 5703009 | LOUISE DURHAM ELEM. SCHOOL | 6001002 | HALL HIGH SCHOOL | 6001071 | WATSON INTERMEDIATE SCHOOL |
| 5703010 | HOLLY HARSHMAN ELEM. SCHOOL | 6001003 | MANN MAGNET MIDDLE SCHOOL | 6001072 | CHICOT PRIMARY SCHOOL |
| 5703011 | MENA MIDDLE SCHOOL | 6001005 | PARKVIEW MAGNET HIGH SCHOOL | 6001073 | DON ROBERTS ELEMENTARY SCHOOL |
| 5703012 | MENA HIGH SCHOOL | 6001006 | BOOKER ARTS MAGNET ELEM. SCH. | 6001074 | FELDER MIDDLE SCH LEARN ACADEM |
| 5706001 | ACORN ELEMENTARY SCHOOL | 6001007 | DUNBAR MAGNET MIDDLE SCHOOL | 6001702 | CLOVERDALE AEROSPACE TECH CHAR |
| 5706002 | ACORN HIGH SCHOOL | 6001009 | FOREST HEIGHTS MIDDLE SCHOOL | 6002050 | AMBOY ELEMENTARY SCHOOL |
| 5706010 | ODEN MADDOX ELEMENTARY SCHOOL | 6001010 | PULASKI HEIGHTS MIDDLE SCHOOL | 6002054 | BOONE PARK ELEMENTARY SCHOOL |
| 5706011 | ODEN HIGH SCHOOL | 6001013 | HENDERSON MIDDLE SCHOOL | 6002055 | CRESTWOOD ELEMENTARY SCHOOL |
| 5707016 | UMPIRE ELEMENTARY SCHOOL | 6001017 | BALE ELEMENTARY SCHOOL | 6002056 | GLENVIEW ELEMENTARY SCHOOL |
| 5707017 | UMPIRE HIGH SCHOOL | 6001018 | BRADY ELEMENTARY SCHOOL | 6002057 | INDIAN HILLS ELEMENTARY SCHOOL |

ARKANSAS SCHOOLS AND LOCAL EDUCATION AGENCY NUMBERS

| LEA | School | LEA | School | LEA | School LEA School |
|---------|--------------------------------|---------|--------------------------------|---------|--------------------------------|
| 6002058 | LAKEWOOD ELEMENTARY SCHOOL | 6003142 | PINE FOREST ELEMENTARY SCHOOL | 6201702 | LINCOLN ACADEMY OF EXCELLENCE |
| 6002060 | LYNCH DRIVE ELEMENTARY SCHOOL | 6003143 | JOE T. ROBINSON MIDDLE SCHOOL | 6202022 | MILDRED JACKSON ELEM. SCHOOL |
| 6002061 | MEADOW PARK ELEMENTARY SCHOOL | 6003146 | BATES ELEMENTARY SCHOOL | 6202024 | HUGHES HIGH SCHOOL |
| 6002063 | NO. HEIGHTS ELEMENTARY SCHOOL | 6003149 | MAUMELLE MIDDLE SCHOOL | 6205027 | PALESTINE-WHEATLEY ELEM. SCH. |
| 6002064 | PARK HILL ELEMENTARY SCHOOL | 6003150 | CHENAL ELEMENTARY SCHOOL | 6205028 | PALESTINE-WHEATLEY SENIOR HIGH |
| 6002065 | PIKE VIEW ELEMENTARY SCHOOL | 6003151 | MAUMELLE HIGH SCHOOL | 6205031 | PALESTINE-WHEATLEY MIDDLE SCH. |
| 6002067 | REDWOOD PRE-SCHOOL | 6040702 | ACADEMICS PLUS | 6301001 | PINE HAVEN ELEMENTARY SCHOOL |
| 6002069 | SEVENTH STREET ELEM. SCHOOL | 6040703 | ACADEMICS PLUS | 6301002 | BAUXITE HIGH SCHOOL |
| 6002070 | LAKEWOOD MIDDLE SCHOOL | 6041702 | LISA ACADEMY | 6301003 | BAUXITE MIDDLE SCHOOL |
| 6002080 | NORTH LITTLE ROCK ACADEMY | 6041703 | LISA ACADEMY HIGH | 6302006 | CALDWELL ELEMENTARY SCHOOL |
| 6002081 | RIDGEROAD MIDDLE SCHOOL | 6043701 | ARK VIRTUAL ACADEMY ELEMENTARY | 6302007 | ANGIE GRANT ELEMENTARY SCHOOL |
| 6002082 | NORTH LITTLE ROCK HIGH SCHOOL | 6043702 | ARK VIRTUAL ACADEMY MIDDLE SCH | 6302008 | PERRIN ELEMENTARY SCHOOL |
| 6003090 | ADKINS PRE-K CENTER | 6044702 | COVENANT KEEPERS CHARTER | 6302009 | RINGGOLD ELEMENTARY SCHOOL |
| 6003092 | BAKER INTERDISTRICT ELEM. SCH. | 6044703 | COVENANT KEEPERS HIGH | 6302010 | BENTON JUNIOR HIGH SCHOOL |
| 6003093 | CRYSTAL HILL ELEMENTARY | 6045701 | ESTEM ELEMENTARY CHARTER | 6302011 | BENTON MIDDLE SCHOOL |
| 6003094 | BAYOU METO ELEMENTARY SCHOOL | 6046702 | ESTEM MIDDLE SCHOOL | 6302012 | BENTON HIGH SCHOOL |
| 6003095 | CLINTON ELEMENTARY SCHOOL | 6047703 | ESTEM HIGH CHARTER | 6303018 | HILL FARM ELEMENTARY SCHOOL |
| 6003099 | WARREN DUPREE ELEM. SCHOOL | 6048701 | LISA ACADEMY NORTH ELEM | 6303020 | BRYANT ELEMENTARY SCHOOL |
| 6003102 | HARRIS ELEMENTARY SCHOOL | 6048702 | LISA ACADEMY NORTH MIDDLE | 6303022 | BRYANT HIGH SCHOOL |
| 6003104 | LANDMARK ELEMENTARY SCHOOL | 6048703 | LISA ACADEMY-NLR HIGH SCHOOL | 6303023 | SALEM ELEMENTARY SCHOOL |
| 6003105 | LAWSON ELEMENTARY SCHOOL | 6049701 | LITTLE PREP ACADEMY ELEMENTARY | 6303024 | ROBERT L. DAVIS ELEM. SCHOOL |
| 6003106 | TOLLESON ELEMENTARY SCHOOL | 6049702 | LITTLE ROCK PREP ACADEMY | 6303025 | SPRINGHILL ELEMENTARY SCHOOL |
| 6003108 | OAK GROVE ELEMENTARY SCHOOL | 6050701 | JACKSONVILLE LIGHTHOUSE CHARTE | 6303026 | BRYANT MIDDLE SCHOOL |
| 6003110 | JOE T. ROBINSON ELEM. SCHOOL | 6050702 | JACKSONVILLE LIGHTHOUSE MIDDLE | 6303027 | COLLEGEVILLE ELEMENTARY SCHOOL |
| 6003111 | SCOTT ELEMENTARY SCHOOL | 6050703 | COLLEGE PREP ACADEMY | 6303028 | BETHEL MIDDLE SCHOOL |
| 6003112 | SHERWOOD ELEMENTARY SCHOOL | 6050705 | FLIGHTLINE UPPER ACADEMY | 6303029 | HURRICANE CREEK ELEMENTARY |
| 6003113 | SYLVAN HILLS ELEMENTARY SCHOOL | 6052703 | SIATECH HIGH CHARTER | 6303036 | PARON ELEMENTARY SCHOOL |
| 6003119 | JACKSONVILLE MIDDLE SCHOOL | 6091001 | ARK. SCHOOL FOR THE BLIND ELEM | 6304029 | WESTBROOK ELEMENTARY SCHOOL |
| 6003120 | FULLER MIDDLE SCHOOL | 6091002 | ARK. SCHOOL FOR THE BLIND H.S. | 6304030 | HARMONY GROVE HIGH SCHOOL |
| 6003122 | SYLVAN HILLS MIDDLE SCHOOL | 6092001 | ARK. SCHOOL FOR THE DEAF ELEM. | 6304031 | HARMONY GROVE MIDDLE SCHOOL |
| 6003123 | JACKSONVILLE HIGH SCHOOL | 6092002 | ARK. SCHOOL FOR THE DEAF H.S. | 6401001 | WALDRON ELEMENTARY SCHOOL |
| 6003125 | WILBUR D. MILLS HIGH SCHOOL | 6094001 | DIV OF YOUTH SERVICE SCHOOL | 6401003 | WALDRON HIGH SCHOOL |
| 6003127 | JOE T. ROBINSON HIGH SCHOOL | 6102005 | MAYNARD ELEMENTARY SCHOOL | 6401004 | WALDRON MIDDLE SCHOOL |
| 6003128 | SYLVAN HILLS HIGH SCHOOL | 6102006 | MAYNARD HIGH SCHOOL | 6502001 | LESLIE ELEMENTARY SCHOOL |
| 6003129 | CATO ELEMENTARY SCHOOL | 6103009 | ALMA SPIKES ELEMENTARY SCHOOL | 6502005 | MARSHALL ELEMENTARY SCHOOL |
| 6003130 | PINEWOOD ELEMENTARY SCHOOL | 6103010 | POCAHONTAS HIGH SCHOOL | 6502006 | MARSHALL HIGH SCHOOL |
| 6003135 | COLLEGE STATION ELEM. SCHOOL | 6103011 | POCAHONTAS UPPER ELEM. SCHOOL | 6505009 | ST. JOE ELEMENTARY SCHOOL |
| 6003136 | NORTH PULASKI HIGH SCHOOL | 6103012 | POCAHONTAS JUNIOR HIGH SCHOOL | 6505010 | ST. JOE HIGH SCHOOL |
| 6003137 | ARNOLD DRIVE ELEMENTARY SCHOOL | 6201003 | CENTRAL ELEMENTARY SCHOOL | 6505011 | BRUNO-PYATT HIGH SCHOOL |
| 6003139 | OAKBROOKE ELEMENTARY SCHOOL | 6201010 | FORREST CITY JR. HIGH | 6505012 | BRUNO-PYATT ELEMENTARY SCHOOL |
| 6003140 | NORTHWOOD MIDDLE SCHOOL | 6201011 | FORREST CITY HIGH SCHOOL | 6505013 | WESTERN GROVE ELEM. SCHOOL |
| 6003141 | MURRELL TAYLOR ELEM. SCHOOL | 6201014 | STEWART ELEMENTARY SCHOOL | 6505014 | WESTERN GROVE HIGH SCHOOL |

ARKANSAS SCHOOLS AND LOCAL EDUCATION AGENCY NUMBERS

| LEA | School | LEA | School | LEA | School LEA School |
|---------|--------------------------------|---------|--------------------------------|---------|--------------------------------|
| 6601001 | BALLMAN ELEMENTARY SCHOOL | 6701002 | DEQUEEN PRIMARY | 7102008 | CLINTON JR HIGH SCHOOL |
| 6601002 | BARLING ELEMENTARY SCHOOL | 6701003 | DEQUEEN HIGH SCHOOL | 7104014 | SHIRLEY ELEMENTARY SCHOOL |
| 6601003 | BEARD ELEMENTARY SCHOOL | 6701004 | DEQUEEN MIDDLE SCHOOL | 7104015 | SHIRLEY HIGH SCHOOL |
| 6601005 | BELLE POINT ALTERNATIVE CENTER | 6701005 | DEQUEEN JUNIOR HIGH SCHOOL | 7105018 | SOUTH SIDE ELEMENTARY SCHOOL |
| 6601006 | BONNEVILLE ELEMENTARY SCHOOL | 6701016 | LOCKESBURG ELEMENTARY SCHOOL | 7105019 | SOUTH SIDE HIGH SCHOOL |
| 6601007 | CARNALL ELEMENTARY SCHOOL | 6703012 | HORATIO ELEMENTARY SCHOOL | 7201001 | ELKINS ELEMENTARY SCHOOL |
| 6601008 | CAVANAUGH ELEMENTARY SCHOOL | 6703013 | HORATIO HIGH SCHOOL | 7201002 | ELKINS HIGH SCHOOL |
| 6601010 | FAIRVIEW ELEMENTARY SCHOOL | 6802001 | CAVE CITY ELEMENTARY SCHOOL | 7201003 | ELKINS MIDDLE SCHOOL |
| 6601011 | HOWARD ELEMENTARY SCHOOL | 6802002 | CAVE CITY HIGH SCHOOL | 7201004 | ELKINS ELEM. PRIMARY SCHOOL |
| 6601012 | RAYMOND F. ORR ELEM. SCHOOL | 6802005 | EVENING SHADE ELEM. SCHOOL | 7202005 | GEORGE R LEDBETTER INTERMEDIAT |
| 6601014 | ALBERT PIKE ELEMENTARY SCHOOL | 6802007 | CAVE CITY MIDDLE SCHOOL | 7202006 | FARMINGTON HIGH SCHOOL |
| 6601016 | SPRADLING ELEMENTARY SCHOOL | 6802008 | CAVE CITY INTERMEDIATE SCHOOL | 7202007 | RANDALL G. LYNCH MIDDLE SCHOOL |
| 6601017 | SUNNYMEDE ELEMENTARY SCHOOL | 6804009 | CHEROKEE ELEMENTARY SCHOOL | 7202008 | JERRY "POP" WILLIAMS ELEM SCH |
| 6601018 | SUTTON ELEMENTARY SCHOOL | 6804010 | HIGHLAND HIGH SCHOOL | 7202009 | BOB FOLSOM ELEMENTARY SCHOOL |
| 6601019 | TRUSTY ELEMENTARY SCHOOL | 6804011 | HIGHLAND MIDDLE SCHOOL | 7203010 | ASBELL ELEMENTARY SCHOOL |
| 6601020 | L. A. CHAFFIN JR. HIGH SCHOOL | 6901005 | MOUNTAIN VIEW ELEM. SCHOOL | 7203012 | BUTTERFIELD ELEMENTARY SCHOOL |
| 6601021 | WILLIAM O. DARBY JR. HIGH SCH. | 6901006 | MOUNTAIN VIEW MIDDLE SCHOOL | 7203013 | HAPPY HOLLOW ELEMENTARY SCHOOL |
| 6601022 | DORA KIMMONS JR. HIGH SCHOOL | 6901007 | MOUNTAIN VIEW HIGH SCHOOL | 7203015 | LEVERETT ELEMENTARY SCHOOL |
| 6601023 | RAMSEY JUNIOR HIGH SCHOOL | 6901011 | RURAL SPECIAL ELEM. SCHOOL | 7203016 | ROOT ELEMENTARY SCHOOL |
| 6601024 | NORTHSIDE HIGH SCHOOL | 6901012 | RURAL SPECIAL HIGH SCHOOL | 7203017 | WASHINGTON ELEMENTARY SCHOOL |
| 6601025 | SOUTHSIDE HIGH SCHOOL | 6901015 | TIMBO ELEMENTARY SCHOOL | 7203018 | RAMAY JUNIOR HIGH SCHOOL |
| 6601029 | JOHN P. WOODS ELEM. SCHOOL | 6901016 | TIMBO HIGH SCHOOL | 7203019 | WOODLAND JUNIOR HIGH SCHOOL |
| 6601030 | HARRY C. MORRISON ELEM. SCHOOL | 7001001 | HUGH GOODWIN ELEMENTARY SCHOOL | 7203020 | FAYETTEVILLE HIGH SCHOOL EAST |
| 6601031 | ELMER H. COOK ELEM. SCHOOL | 7001004 | NORTHWEST ELEMENTARY SCHOOL | 7203022 | HOLCOMB ELEMENTARY SCHOOL |
| 6601032 | TILLES ELEMENTARY SCHOOL | 7001005 | RETTA BROWN ELEMENTARY SCHOOL | 7203023 | VANDERGRIFF ELEMENTARY SCHOOL |
| 6601033 | EUPER LANE ELEMENTARY SCHOOL | 7001009 | YOCUM ELEMENTARY SCHOOL | 7203024 | MCNAIR MIDDLE SCHOOL |
| 6602042 | GREENWOOD JUNIOR HIGH SCHOOL | 7001010 | BARTON JR. HIGH SCHOOL | 7203025 | HOLT MIDDLE SCHOOL |
| 6602043 | GREENWOOD HIGH SCHOOL | 7001011 | WASHINGTON MIDDLE SCHOOL | 7203027 | OWL CREEK SCHOOL |
| 6602044 | WESTWOOD ELEMENTARY SCHOOL | 7001012 | EL DORADO HIGH SCHOOL | 7204027 | GREENLAND ELEMENTARY SCHOOL |
| 6602045 | EAST HILLS MIDDLE SCHOOL | 7003027 | JUNCTION CITY ELEM. SCHOOL | 7204028 | GREENLAND HIGH SCHOOL |
| 6602046 | EAST POINTE ELEMENTARY SCHOOL | 7003028 | JUNCTION CITY HIGH SCHOOL | 7204029 | GREENLAND MIDDLE SCHOOL |
| 6603047 | HACKETT ELEMENTARY SCHOOL | 7006035 | NORPHLET ELEMENTARY SCHOOL | 7205031 | LINCOLN ELEMENTARY SCHOOL |
| 6603048 | HACKETT HIGH SCHOOL | 7006036 | NORPHLET HIGH SCHOOL | 7205033 | LINCOLN MIDDLE SCHOOL |
| 6604051 | HARTFORD ELEMENTARY SCHOOL | 7007039 | PARKERS CHAPEL ELEM. SCHOOL | 7205703 | LINCOLN ACADEMIC CENTER OF EXC |
| 6604052 | HARTFORD HIGH SCHOOL | 7007040 | PARKERS CHAPEL HIGH SCHOOL | 7205706 | LINCOLN NEW TECH HIGH SCHOOL |
| 6605056 | LAVACA ELEMENTARY SCHOOL | 7008043 | SMACKOVER ELEMENTARY SCHOOL | 7206035 | PRAIRIE GROVE ELEM. SCHOOL |
| 6605057 | LAVACA HIGH SCHOOL | 7008045 | SMACKOVER HIGH SCHOOL | 7206036 | PRAIRIE GROVE HIGH SCHOOL |
| 6605058 | LAVACA MIDDLE SCHOOL | 7009048 | GARDNER-STRONG ELEM. SCHOOL | 7206038 | PRAIRIE GROVE MIDDLE SCHOOL |
| 6606060 | MANSFIELD ELEMENTARY SCHOOL | 7009049 | STRONG HIGH SCHOOL | 7206039 | PRAIRIE GROVE INTERMEDIATE |
| 6606061 | MANSFIELD MIDDLE SCHOOL | 7102005 | COWSERT ELEMENTARY SCHOOL | 7207040 | ELMDALE ELEMENTARY SCHOOL |
| 6606062 | MANSFIELD HIGH SCHOOL | 7102006 | CLINTON HIGH SCHOOL | 7207041 | JONES ELEMENTARY SCHOOL |
| 6701001 | DEQUEEN ELEMENTARY SCHOOL | 7102007 | CLINTON INTERMEDIATE SCHOOL | 7207042 | ROBERT E. LEE ELEM. SCHOOL |

ARKANSAS SCHOOLS AND LOCAL EDUCATION AGENCY NUMBERS

| LEA | School | LEA | School | LEA | School LEA School |
|---------|-------------------------------|---------|--------------------------------|---------|--------------------------------|
| 7207044 | JOHN TYSON ELEMENTARY SCHOOL | 7208061 | WEST FORK MIDDLE SCHOOL | 7311047 | MCRAE ELEMENTARY SCHOOL |
| 7207046 | WESTWOOD ELEMENTARY SCHOOL | 7208062 | WEST FORK HIGH SCHOOL | 7311051 | AHLF JUNIOR HIGH SCHOOL |
| 7207047 | CENTRAL JUNIOR HIGH SCHOOL | 7240703 | HAAS HALL ACADEMY | 7311052 | SEARCY HIGH SCHOOL |
| 7207048 | SOUTHWEST JUNIOR HIGH SCHOOL | 7301001 | H.L. LUBKER ELEMENTARY SCHOOL | 7311053 | WESTSIDE ELEMENTARY SCHOOL |
| 7207049 | SPRINGDALE HIGH SCHOOL | 7301003 | BALD KNOB HIGH SCHOOL | 7311054 | SOUTHWEST MIDDLE SCHOOL |
| 7207050 | PARSON HILLS ELEM. SCHOOL | 7301004 | BALD KNOB MIDDLE SCHOOL | 7401001 | AUGUSTA ELEMENTARY SCHOOL |
| 7207051 | THURMAN G. SMITH ELEM. SCHOOL | 7302008 | BEEBE ELEMENTARY SCHOOL | 7401003 | AUGUSTA HIGH SCHOOL |
| 7207052 | WALKER ELEMENTARY SCHOOL | 7302009 | BEEBE JUNIOR HIGH SCHOOL | 7401007 | COTTON PLANT ELEMENTARY SCHOOL |
| 7207053 | GEORGE ELEMENTARY SCHOOL | 7302010 | BEEBE HIGH SCHOOL | 7403012 | MCCRORY ELEMENTARY SCHOOL |
| 7207054 | J. O. KELLY MIDDLE SCHOOL | 7302011 | BEEBE MIDDLE SCHOOL | 7403013 | MCCRORY HIGH SCHOOL |
| 7207055 | HELEN TYSON MIDDLE SCHOOL | 7302013 | BADGER ELEMENTARY | 7503005 | S.C. TUCKER ELEMENTARY SCHOOL |
| 7207057 | BERNICE YOUNG ELEMENTARY | 7302014 | BEEBE EARLY CHILDHOOD | 7503006 | DANVILLE HIGH SCHOOL |
| 7207058 | HARP ELEMENTARY SCHOOL | 7302703 | BADGER ACADEMY | 7503007 | DANVILLE MIDDLE SCHOOL |
| 7207059 | BAYYARI ELEMENTARY SCHOOL | 7303014 | BRADFORD ELEMENTARY SCHOOL | 7504009 | DARDANELLE ELEMENTARY SCHOOL |
| 7207060 | GEORGE JUNIOR HIGH SCHOOL | 7303015 | BRADFORD HIGH SCHOOL | 7504010 | DARDANELLE MIDDLE SCHOOL |
| 7207061 | HELLSTERN MIDDLE SCHOOL | 7304018 | WHITE CO. CENTRAL ELEM. SCHOOL | 7504011 | DARDANELLE HIGH SCHOOL |
| 7207062 | HAR-BER HIGH SCHOOL | 7304019 | WHITE CO. CENTRAL HIGH SCHOOL | 7504013 | DARDANELLE PRIMARY SCHOOL |
| 7207063 | HUNT ELEMENTARY SCHOOL | 7307026 | JUDSONIA ELEMENTARY SCHOOL | 7509030 | WESTERN YELL CO. ELEM. SCHOOL |
| 7207064 | TURNBOW ELEMENTARY SCHOOL | 7307030 | KENSETT ELEMENTARY SCHOOL | 7509033 | WESTERN YELL CO. HIGH SCHOOL |
| 7207065 | MONITOR ELEMENTARY | 7307032 | RIVERVIEW HIGH SCHOOL | 7510019 | TWO RIVERS HIGH SCHOOL |
| 7207066 | WILLIS SHAW ELEMENTARY SCH | 7307033 | RIVERVIEW JUNIOR HIGH SCHOOL | 7510024 | TWO RIVERS ELEMENTARY SCHOOL |
| 7207067 | SPRINGDALE ALTERNATIVE SCHOOL | 7309038 | PANGBURN ELEMENTARY SCHOOL | 8099001 | ARK SCHOOL FOR MATH & SCIENCE |
| 7207068 | SONORA ELEMENTARY SCHOOL | 7309039 | PANGBURN HIGH SCHOOL | | |
| 7207069 | SONORA MIDDLE SCHOOL | 7310042 | ROSE BUD ELEMENTARY SCHOOL | | |
| 7207070 | HYLTON JUNIOR HIGH SCHOOL | 7310043 | ROSE BUD HIGH SCHOOL | | |
| 7208060 | WEST FORK ELEMENTARY SCHOOL | 7311046 | SIDNEY DEENER ELEM. SCHOOL | | |

ARKANSAS EDUCATION SERVICE COOPERATIVES

| Coop LEA | Co-Op | Location |
|-----------------|--------------------------------|-----------------|
| 0520000 | OZARK UNLITD RESOURCE CO-OP | HARRISON |
| 1020000 | DAWSON EDUCATION SERVICE CO-OP | ARKADELPHIA |
| 1520000 | ARCH FORD EDUC. CO-OP | PLUMERVILLE |
| 2220000 | SOUTHEAST AR EDUCATIONAL | MONTICELLO |
| 2420000 | WESTERN ARKANSAS CO-OP | BRANCH |
| 2920000 | SOUTHWEST ARK. CO-OP | HOPE |
| 3320000 | NORTH CENTRAL ARK. EDUC CO-OP | MELBOURNE |
| 3520000 | ARK. RIVER EDUC. SERVICE CNTR. | PINE BLUFF |
| 3820000 | NORTHEAST ARK. EDUC. CO-OP | WALNUT RIDGE |
| 5220000 | SOUTH CENTRAL SERVICE CO-OP | CAMDEN |
| 5420000 | GREAT RIVERS EDUC. SERV. CO-OP | WEST HELENA |
| 5620000 | CROWLEY'S RIDGE EDUCATION COOP | HARRISBURG |
| 6720000 | DEQUEEN/MENA EDUC. CO-OP | GILLHAM |
| 7221000 | NORTHWEST ARK. EDUCATION CO-OP | SPRINGDALE |
| 7320000 | WILBUR D. MILLS EDUC. CO-OP | BEEBE |

ARKANSAS POSTSECONDARY AND SECONDARY VOCATIONAL CENTERS

Vocational LEA

Postsecondary Schools (Technical Institutes)

| LEA | Institute |
|------------|--|
| 4080000 | Riverside Vocational Technical Institute |
| 6280000 | Crowley's Ridge Technical Institute |
| 7280000 | Northwest Technical Institute |

Secondary Vocational Centers

| LEA | Center |
|------------|--|
| 0122000 | Phillips Community College Career & Technical Center |
| 0522000 | North Arkansas College Secondary Center |
| 0622000 | Southeast Arkansas Community Based Education Center (SEACBEC) – Warren |
| 1522000 | River Valley Technical Center – South Conway County SD |
| 1622000 | Northeast Arkansas Career & Technical Center – Jonesboro SD |
| 1822000 | Mid-South Community College Technical Center |
| 2222000 | Monticello Occupational Education Center – Monticello SD |
| 2322000 | Conway Area Career Center – Conway SD |
| 2622000 | National Park Technology Center |
| 3022000 | Ouachita Area Career Center |
| 3522000 | Jefferson Area Career Center |
| 4622000 | Texarkana Area Vocational Center – Texarkana SD |
| 4722000 | Arkansas Northeastern College Technical Center |
| 5222000 | SAU-Tech Career Center |
| 5822000 | Arkansas Tech University Career Center |
| 6001004 | Metropolitan Career and Technical Center – Little Rock SD |
| 6222000 | East Arkansas Secondary Career Center |
| 6322000 | Saline County Vocational Center |
| 6522000 | North Central Career Center – Searcy County SD |
| 6622000 | Western Arkansas Technical Center |
| 6722000 | DeQueen/Mena Cooperative Technical Education Center |
| 7022000 | South Arkansas Community College Secondary Technical Center |
| 7222000 | Northwest Technical Institute Secondary Career Center |
| 7322000 | Arkansas State University – Searcy Regional Career Center |

ARKANSAS LICENSED JOB CODESFor Latest Updates <http://adedata.arkansas.gov/jcms/>

Licensed Job Codes

| Job Code | Position/Job Assignment |
|----------|-------------------------|
|----------|-------------------------|

DISTRICT LEVEL 1000

| | |
|---------|----------------------------|
| 1000 | Superintendent |
| 1015* | Assistant Superintendent * |
| 1030 ** | Administration/Other ** |

BUILDING LEVEL 2000

| | |
|------|--|
| 2010 | Elementary School Principal |
| 2020 | Elementary School Assistant Principal |
| *** | Approval 8515, 8516*** |
| 2030 | Middle/Jr. High School Principal |
| 2040 | Middle/Jr. High School Assistant Principal |
| *** | Approval 8515, 8517*** |
| 2050 | High School Principal |
| 2060 | High School Assistant Principal |
| *** | Approval 8515, 8517, 8518*** |

CURRICULUM/PROGRAM 3000Curriculum Administrator:

| | |
|------|-----------------------------------|
| 3010 | Curriculum Supervisor K-12 |
| 3020 | Curriculum Supervision, Secondary |
| 3030 | Curriculum Supervisor, Elementary |

Special Education Program Administrator:

| | |
|------|------------------------------|
| 3040 | Special Education Supervisor |
|------|------------------------------|

Gifted/Talented Program Administrator:

| | |
|------|-------------------------------|
| 3050 | Gifted & Talented Coordinator |
|------|-------------------------------|

Career & Tech Ed. Program Administrator:

| | |
|------|---------------------------------|
| 3060 | Career & Tech Ed. Administrator |
|------|---------------------------------|

Content Area Spec. Program Administrator:

| | |
|------|---|
| 3378 | Curriculum/Program Administrator/Early Childhood |
| 3392 | Curriculum/Program Administrator/Eng Lang Arts/SS |
| 3396 | Curriculum/Program Administrator/Spanish |
| 3397 | Curriculum/Program Administrator/Spanish |
| 3383 | Curriculum/Program Administrator/French |
| 3384 | Curriculum/Program Administrator/French |
| 3379 | Curriculum/Program Administrator/English Lang Arts |
| 3395 | Curriculum/Program Administrator/Social Studies |
| 3391 | Curriculum/Program Administrator/Science/Math |
| 3333 | Curriculum/Program Administrator/Physical/Earth Science |
| 3399 | Curriculum/Program Administrator/Life/Earth Science |
| 3335 | Curriculum/Program Administrator/Mathematics |
| 3331 | Curriculum/Program Administrator/Art |
| 3332 | Curriculum/Program Administrator/Art |

ARKANSAS LICENSED JOB CODESFor Latest Updates <http://adedata.arkansas.gov/jcms/>

Licensed Job Codes

**Job
Code****Position/Job Assignment****CURRICULUM/PROGRAM 3000 (cont.)***Content Area Spec. Program Administrator:*

3327 Curriculum/Program Administrator/Vocal Music
 3328 Curriculum/Program Administrator/Vocal Music
 3329 Curriculum/Program Administrator/Instrumental Music
 3330 Curriculum/Program Administrator/Instrumental Music
 3376 Curriculum/Program Administrator/Drama/Speech
 3377 Curriculum/Program Administrator/Drama/Speech
 3393 Curriculum/Program Administrator/PE, Wellness & Leisure
 3394 Curriculum/Program Administrator/PE, Wellness & Leisure
 3369 Curriculum/Program Administrator/Adult Education
 3387 Curriculum/Program Administrator/Library Media Science
 3388 Curriculum/Program Administrator/Library Media Science
 3325 Curriculum/Program Administrator/Reading
 3326 Curriculum/Program Administrator/Reading

Content Area Spec. Program Administrator:

3385 Curriculum/Program Administrator/Guidance & Counseling
 3386 Curriculum/Program Administrator/Guidance & Counseling
 3370 Curriculum/Program Administrator/ESL
 3371 Curriculum/Program Administrator/ESL
 3372 Curriculum/Program Administrator/Journalism

SUPERVISOR 4000

4336 Supervisor/Speech Communications
 4337 Supervisor/Industrial Technology
 4338 Supervisor/Marketing
 4339 Supervisor/Deaf Education
 4342 Supervisor/Mathematics
 4343 Supervisor/Science
 4344 Supervisor/Social Studies
 4345 Supervisor/English
 4346 Supervisor/Reading
 4347 Supervisor/Spanish
 4348 Supervisor/French
 4349 Supervisor/German
 4350 Supervisor/Art
 4351 Supervisor/Music
 4352 Supervisor/Econ/Family/Consumer Science
 4353 Supervisor/Business
 4354 Supervisor/Physical Education
 4355 Supervisor/Physical Education
 4356 Supervisor/Physical Education

ARKANSAS LICENSED JOB CODESFor Latest Updates <http://adedata.arkansas.gov/jcms/>

Licensed Job Codes

| Job Code | Position/Job Assignment |
|----------|-------------------------|
|----------|-------------------------|

SUPERVISOR 4000

| | |
|------|------------------------------|
| 4357 | Supervisor/Agriculture |
| 4358 | Supervisor/Library Media |
| 4359 | Supervisor/Library Media |
| 4360 | Supervisor/Library Media |
| 4361 | Supervisor/Health |
| 4362 | Supervisor/Counseling |
| 4363 | Supervisor/Counseling |
| 4364 | Supervisor/Counseling |
| 4365 | Supervisor/Elementary |
| 4366 | Supervisor/Elementary |
| 4367 | Supervisor/Adult Education |
| 4368 | Supervisor/Visually Impaired |

LIBRARY/MEDIA 5000

| | |
|------|--|
| 5010 | Elementary Library/Media Specialist |
| 5020 | Middle/Jr. High Library Media Specialist |
| 5030 | High School Library Media Specialist |

GUIDANCE/COUNSELING 6000

| | |
|------|------------------------------------|
| 6015 | Elementary Guidance Counselor |
| 6020 | Middle/Jr. High Guidance Counselor |
| 6030 | High School Guidance Counselor |

COORDINATOR/DIRECTOR/TEACHER OF DISTRICT OR SCHOOL LEVEL PROGRAMS 7000

| | |
|-----------|---|
| 7005 | Director of Day Care/After School Care |
| 7010 | Business/Finance Manager |
| 7020 | Director Federal Programs |
| 7030 | Athletic Director |
| 7035 | Coordinated School Health Director |
| 7040 | Department Chairman |
| 7050 | Technology Coordinator |
| 7060***** | Dean of Students ***** |
| 7070 | Parent Facilitator |
| 7080 | Home to School Liaison (ESL, Migrant, Diverse pop., etc.) |
| 7090 | Master Teacher (TAP) |
| 7095 | Testing Coordinator |
| 7100 | Coach/Lead Teacher (Math) |
| 7110 | Coach/Lead Teacher (Literacy) |
| 7120 | Coach/ Lead Teacher (Science) |
| 7130 | Coach/Lead Teacher (Social Studies) |
| 7135 | Coach/Lead Teacher (Generalist, all subjects) |

ARKANSAS LICENSED JOB CODESFor Latest Updates <http://adedata.arkansas.gov/jcms/>

Licensed Job Codes

| Job Code | Position/Job Assignment |
|--|--|
| 7140 | Computer Lab Teacher |
| COORDINATOR/DIRECTOR/TEACHER OF DISTRICT OR SCHOOL LEVEL PROGRAMS 7000 | |
| 7142 | ELL/ELA Inclusion Coordinator |
| 7144 | ELL/ELA Inclusion Teacher |
| 7145 | Inclusion Teacher (Co-teaching model where the regular education teacher is the teacher of record) |
| 7150 | Consulting/Indirect Spec. Education Teacher |
| 7160 | In School Suspension Teacher |
| 7170 | Adaptive PE Teacher |
| 7180 | Title I (Math/Reading) |
| 7190 | Special Education Home Bound |
| 7200 | Interventionist – Math |
| 7210 | Interventionist – Literacy |
| 7220 | Interventionist – Science |
| 7230 | Interventionist – Social Studies |
| 7235 | Interventionist – Generalist; all subjects |
| 7315 | Coach/Lead Teacher – Generalist; all subjects |
| 7530 | Deaf Educator |
| 7540 | Visually Impaired Educator |
| NON-INSTRUCTIONAL P-12 LICENSE AREAS 9000 - Additional Licensure Plans (ALPs) for P-12 areas shall not be attached. | |
| 9010 | *****School Psychology Specialist |
| 9020 | *****Speech Language Pathologist |
| 9030 | *****Educational Examiner |
| 9035 | *****School Based Mental Health |
| 9040 | *****Adult Education |
| 9041 | *****Adult Education – Business/Technology |
| 9042 | *****Adult Education/Part-Time |

NOTES:

***1015** - Assistant Superintendent -- An individual holding either a License Code 402 or 403 employed as an Assistant Superintendent prior to August 2003 will be grandfathered for this position. All Assistant Superintendents hired after August 2003 and hold an Administrator License Code 312, 313, 402 or 403 may continue in this role until the expiration of the license, at which time the appropriate District Level Administrator License or an Administrator Licensure Completion Program (ALCP) for District Level will be required to continue in that role. This is in accordance to the Rules Governing Initial and Standard Administrator Licensure.

****1030** - Administration/Other -- Individuals shall not be coded as **1030** where a more appropriate license/job code exists. Examples: Individuals employed as Assistant Superintendent, Special Education Administrator, Content Area Specialist Program Administrator, Curriculum Administrator, etc... shall not be coded as 1030 since a more appropriate job code exists. Examples which may be coded as 1030 are licensed administrators serving in the capacity of Director of Professional

The 8515, 8516 8517 Approvals are **NOT Administrator Licenses**. These Approvals may be used only for an Assistant Principal position (at the appropriate level) and will not transfer into an administrator license. Approvals are no longer issued.

*******Individuals previously coded **8550** as a Subject Area Supervisor or **8590** as a Supervisor/Other will need to be re-coded under a more appropriate code, specific to the subject or area of supervision listed. These supervisor areas were issued under the previous licensure system, but are no longer issued under the current licensure rule.

*****7060** - A Dean of Students shall not be hired to perform Building Level Administrator or Curriculum/Program Administrator

ARKANSAS LICENSED JOB CODESFor Latest Updates <http://adedata.arkansas.gov/jcms/>

Licensed Job Codes

**Job
Code****Position/Job Assignment**

duties such as evaluation of staff (licensed or classified) or developing/directing curriculum. As the title implies, this individual's sole responsibility is working with students. Building Level Administrator includes Principal, Assistant Principal, & Vice-Principal. Curriculum/Program Administrator includes: Special Education Program Administrator, G/T Program Administrator, Career & Tech Program Administrator, Content Area Specialist Program Administrator, and Curriculum Administrator.

*****These are NON-INSTRUCTIONAL P-12 Licenses: 229, 316, 526, 19 309, 310, 198, 317 & 532. An Additional Licensure Plan (ALP) for a P-12 licensure area shall not be attached.

*****An Additional Licensure Plan (ALP) shall not be attached to any vocational permit.

*****Teachers of Pre-K Students who are not enrolled in the District employing the teacher. Example: If DHS is providing the student meals, the student should not be enrolled by the school district. This is to prevent the same student from being counted twice on statewide counts of Pre-K students.

ARKANSAS CLASSIFIED PERSONNEL JOB CODESFor Latest Updates <http://adedata.arkansas.gov/icms/>

Classified Job Codes

| Job Code | Position/Job Assignment |
|----------|-------------------------|
|----------|-------------------------|

HEALTH CARE PROFESSIONALS

| | |
|-----|--|
| 452 | Interpreter (Deaf education, etc.) (Someone not holding an AR teaching license) |
| 453 | Coordinated School Health Coordinator |
| 454 | Nurse - LPN |
| 455 | Nurse - RN |
| 456 | Occupational Therapist (OT) |
| 464 | Physical Therapist (PT) |
| 466 | Psychological Examiner (Someone not holding an AR teaching license) |
| 472 | Social Worker (Must be a Licensed Social Worker) |
| 473 | Specialty Assistant (College Degreed: Assist. With OT,PT, SLP) |
| 474 | Speech Language Pathologist/Audiologist (Someone not holding an AR teaching license) |
| 475 | School –Based Mental Health (Must be licensed by the AR Psychology Board) |
| 476 | Behavior Intervention Specialist |

CLERICAL

| | |
|-----|------------------------------------|
| 500 | Secretary/Administrative Assistant |
| 502 | Library Media Clerk |

DISTRICT LEVEL/CENTRAL OFFICE ADMINISTRATION

| | |
|-----|---------------------------------------|
| 600 | Data Processing Personnel |
| 602 | Data Processing Manager/MIS |
| 603 | Public Relations/Communications |
| 604 | Director of Federal Programs |
| 606 | Director of Personnel/Human Resources |
| 609 | Technology Personnel/Specialist |

FINANCE/BUSINESS OFFICE

| | |
|-----|-------------------------------|
| 610 | Bookkeeper/Accountant/Auditor |
| 612 | Business Manager |
| 614 | Chief Finance Officer/ CFO |
| 616 | Payroll/Benefits Specialist |
| 617 | Printshop/Printer |
| 619 | Purchasing Agent |

MAINTENANCE

| | |
|-----|------------------------------|
| 620 | Carpenter Foreman |
| 621 | Carpenter |
| 623 | Roofer Foreman |
| 624 | Roofer |
| 625 | Building Engineer |
| 626 | Locksmith |
| 628 | Office Machine Repairs |
| 630 | Head Custodian |
| 631 | Assistant Head Custodian |
| 632 | Full time employed Custodian |

ARKANSAS CLASSIFIED PERSONNEL JOB CODESFor Latest Updates <http://adedata.arkansas.gov/jcms/>

Classified Job Codes

| Job Code | Position/Job Assignment |
|---------------------------------|--|
| 633 | Part time Employed Custodian |
| MAINTENANCE CONTINUED | |
| 636 | General Maintenance |
| 640 | Director or Supervisor of Maintenance and/or Operations |
| 643 | Warehouse Supervisor |
| 644 | Warehouse Worker |
| 645 | Supply Clerk |
| 648 | Landscaper/Grounds Keepers |
| 650 | Electrician Foreman |
| 651 | Electrician |
| 652 | Electrical Repairman |
| 654 | Utility Worker |
| 656 | Utility Worker Foreman |
| 660 | Painter Foreman |
| 661 | Painter |
| 670 | HVACC Foreman |
| 671 | HVACC Workers |
| 672 | Boiler Mechanics |
| 673 | Boiler Operators |
| 680 | Plumber Foreman |
| 681 | Plumbers |
| 682 | Pipe Fitter |
| 690 | Bus/Vehicle Mechanic Foreman |
| 691 | Bus/Vehicle Mechanic Worker |
| 692 | Small Engine Mechanics |
| STUDENT FOCUSED SERVICES | |
| 740 | Attendance/Case Worker |
| 742 | Campus/School Security Officer |
| 743 | Crossing Guard |
| 744 | Director of Food Service, Not Certified through Child Nutrition |
| 745 | Director of Food Service, Certified through Child Nutrition |
| 746 | Food Service - Manager of School Cafeteria, Not Certified through Child Nutrition |
| 747 | Food Service - Manager of School Cafeteria, Certified through Child Nutrition |
| 748 | Food Service - Other Personnel |
| 750 | Grant Coordinator (Someone not holding an AR teaching license.) |
| 756 | Athletic Trainer |
| 757 | Athletic Director – (Someone not holding an AR teaching license and is not assigned to any students) |
| 758 | Paraprofessional - Instructional |
| 760 | Paraprofessional - Non Instructional i.e. playground, lunchroom, extended day, etc. |
| 762 | Paraprofessional - Special Education |

ARKANSAS CLASSIFIED PERSONNEL JOB CODESFor Latest Updates <http://adedata.arkansas.gov/icms/>

Classified Job Codes

| Job Code | Position/Job Assignment |
|----------|-------------------------|
|----------|-------------------------|

STUDENT FOCUSED SERVICES

| | |
|-----|---|
| 768 | Resource/Police Officer |
| 770 | ROTC |
| 776 | Student Hearing Officer/Discipline Coordinator (Someone not holding an AR teaching license) |
| 777 | Study Hall Monitor (Someone not holding an AR teaching license) |
| 778 | Substitute |
| 779 | Tutors (All tutors: small group, private, and instructional in academic subject areas, musical or other.) |
| 780 | Language Interpreter (After School – Hourly Employee Only) |
| 781 | After School Tutors (Hourly Employee Only) |
| 782 | Homebound Tutor (After School – Hourly Employee Only) |

TRANSPORTATION

| | |
|-----|----------------------------|
| 880 | Bus Aide/Monitor |
| 882 | Bus Dispatcher |
| 884 | Bus Driver |
| 886 | Bus Mechanic |
| 888 | Director of Transportation |
| 890 | Transportation Supervisor |

**STATEWIDE INFORMATION SYSTEM 2014/2015
ARKANSAS LANGUAGE CODES**

| Code | Language |
|-------------|-----------------|
| AF | Afikanns |
| AL | Albanian |
| AM | Amharic |
| AR | Arabic |
| AY | Assyrian |
| BG | Bulgarian |
| BI | Bisaya |
| BN | Bengali |
| BU | Burmese |
| CH | Chaldean |
| CN | Cantonese |
| CO | Creole |
| CS | Czech |
| CU | Chuukese/Trukic |
| CY | Welsh |
| DA | Danish |
| DE | German |
| EL | Greek |
| EN | English |
| ES | Spanish |
| ET | Estonian |
| FI | Finnish |
| FR | French |
| FT | Fante |
| GA | Irish |
| GD | Scots |
| GH | Ghanaian |
| GU | Gujarati |
| HI | Hindi |
| HM | Hmong |
| HR | Croatian |
| HU | Hungarian |
| HW | Hawaiian |
| HY | Armenian |
| IB | Ibiblio |
| IG | Igbo |
| IH | Choctaw |
| IJ | Navajo |
| IN | Indonesian |
| IO | Shoshone |
| IR | Cherokee |
| IT | Italian |
| IW | Hebrew |
| JA | Japanese |
| JC | Jamaican |
| KA | Kannada |
| KI | Kiribati |
| KM | Cambodian |
| KN | Konkani |

| Code | Language |
|-------------|-----------------|
| KO | Korean |
| KR | Kosraen |
| KS | Kashmiri |
| KU | Kurdish |
| LK | Lakota Sioux |
| LO | Laotian |
| LU | Luganda |
| MA | Marshallese |
| MC | Muskogee Creek |
| MD | Mandarin |
| MG | Mandingo |
| ML | Mayalam |
| MO | Mongolian |
| MR | Marathi |
| MS | Malay |
| NL | Dutch |
| NO | Norwegian |
| NP | Nepali |
| OR | Oromo (African) |
| PA | Punjabi |
| PF | Pingelapese |
| PI | Philipino |
| PK | Pakistani |
| PL | Polish |
| PN | Pohnpean |
| PS | Pashto |
| PT | Portuguese |
| GA | Irish |
| PU | Palauan |
| RU | Russian |
| SA | Samali |
| SD | Sindhi |
| SH | Serbo-Croatian |
| SI | Singhalese |
| SL | Slovak |
| SM | Samoan |
| SV | Swedish |
| SW | Swahili |
| SZ | Sourashtra |
| TA | Tamil |
| TE | Telugu |
| TH | Thai |
| TL | Tagalog |
| TR | Turkish |
| TW | Taiwanese |
| UB | Uzbek |
| UK | Ukrainian |
| UR | Urdu |
| VI | Vietnamese |

**STATEWIDE INFORMATION SYSTEM 2014/2015
ARKANSAS LANGUAGE CODES**

| Code | Language |
|-------------|-----------------|
| WO | Wolof |
| YA | Yapese |
| ZH | Chinese |

Code Language

STATEWIDE INFORMATION SYSTEM 2014/2015
ARKANSAS COURSE NUMBERING SYSTEM
For Latest Updates <http://adedata.arkansas.gov/ccms/>

First Digit or First Two Digits

Level or Requirement - First Digit is the area of the standards being met and not necessarily the grade level of the school.

- 1 = Preschool - Early Childhood
- 2 = Kindergarten - Grade 4
- 3 = Grades 5-8
- 4 = Grades 9-12 Required to meet 38 Units in standards
- 5 = Grades 9-12 May be used to meet State Graduation Requirements
- 6= Grades 9-12 Local academic credit only and may be used to meet LEA graduation requirements beyond state requirements.
- 97 = Specialist and special instructional programs (not courses) ADE curriculum approval is not required
- 99 = Non Academic activities and assignments **ACADEMIC CREDIT IS NOT ALLOWED** and ADE approval is not required

Second & Third Digit if First Digit is 1-6

Second & Third Digit is the low and high age if Level low and high grade if Level 2 or 3, and subject area if Level 4

Level 1 (Age)

- 0 = Less than 1 year
- 1 = 1
- 2 = 2
- 3 = 3
- 4 = 4

Level 2 (Grade)

- 0 = Kindergarten
- 1 = Grade 1
- 2 = Grade 2
- 3 = Grade 3
- 4 = Grade 4

Level 3 (Grade)

- 5 = Grade 5
- 6 = Grade 6
- 7 = Grade 7
- 8 = Grade 8
- 9 = Multiple Grades

Level 4 (Subject Area)

10-19 = English L.A.

- 10= 9th grade English
- 11= 10th grade English
- 12= 11th grade English
- 13= 12th grade English
- 14= Oral Communications
- 15= Journalism
- 16= Drama
- 17= ADE Approved English
- 19= ADE Approved Language Arts

Level 4 (Subject Area)

20-29 = Science

- 20= Biology
- 21= Chemistry
- 22= Physics
- 23= Physical Science
- 24= Life Science
- 25= Earth/Space Science
- 29= ADE Approved Science

Level 4 (Subject Area)

30-39 = Mathematics

- 30= Algebra I
- 31= Geometry
- 32= Algebra II
- 33= Pre Calculus/Trig
- 34= Calculus
- 39= ADE Approved Mathematics

STATEWIDE INFORMATION SYSTEM 2014/2015
ARKANSAS COURSE NUMBERING SYSTEM
For Latest Updates <http://adedata.arkansas.gov/ccms/>

Second & Third Digit if First Digit is 1-6

Level 4 (Subject Area)

40-49 = Foreign Language

- 40= Spanish
- 41= French
- 42= German
- 43= Italian
- 44= Russian
- 45= Latin
- 46= Japanese
- 49= ADE Approved Foreign Language

Level 4 (Subject Area)

50-59 = Fine Arts

- 50= Art
- 51=Instrumental Music
- 52= Vocal Music
- 53=Survey of Fine Arts
- 59= ADE Approved Fine Arts

Level 4 (Subject Area)

60-69 = Computer Applications

- 60= Computer Applications

Level 4 (Subject Area)

70-79 = Social Studies

- 70= American History
- 71= World History
- 72= Civics/Government
- 73= Arkansas History
- 74 = General Social Studies
- 79=ADE Approved Social Studies

Level 4 (Subject Area)

80-89 = Health and P.E.

- 80= Health and Safety
- 81= ADE Approved H &S
- 85= Physical Education
- 86= ADE Approved P.E.

Level 4 (Subject Area)

90-95 = Career and Technical

Level 4 (Subject Area)

96 = Miscellaneous Credit

All Levels

Level 1-4 (Specialist)

97 = Specialist & Special*

Programs (Instructional)

Level 1-4 (Non Academic Credit)

**99 = Non Academic Credit
Courses and Activities
beyond state mandated
requirements**

Fourth and Fifth Digit

Fourth and fifth digit is designated by the ADE except for some 97 and 99 courses/activities.

Sixth Digit

The sixth digit is a 0 unless the school has a need to use another number or letter for scheduling purposes.

*Not to be used for core courses, i.e.
Math, English, Science, or Social
Studies

STATEWIDE INFORMATION SYSTEM 2014/2015
ARKANSAS COURSE NUMBERING SYSTEM
For Latest Updates <http://adedata.arkansas.gov/ccms/>

Level 1 and 2 (Preschool/Kindergarten – Grade 4 Programs)

| Number | HQT* | Course Title | Subject Areas |
|---------------|-------------|--|-----------------------------|
| 102010 | | Less Than Three Years Old | Preschool - Early Childhood |
| 104010 | | Other Age Combination | Preschool - Early Childhood |
| 133010 | | Three Years Old | Kindergarten - Grade 4 |
| 134010 | | Three and/or Four Years Old | Kindergarten - Grade 4 |
| 144010 | | Four Years Old | Kindergarten - Grade 4 |
| 200010 | Y | Kindergarten Developmental | Kindergarten - Grade 4 |
| 200020 | Y | Kindergarten Regular | Kindergarten - Grade 4 |
| 200030 | Y | Kindergarten Advanced | Kindergarten - Grade 4 |
| 200110 | Y | K. Language Arts | Kindergarten |
| 200120 | Y | K. Reading | Kindergarten |
| 200210 | Y | K. Science | Kindergarten |
| 200310 | Y | K. Mathematics | Kindergarten |
| 200410 | Y | K. Foreign Language | Kindergarten |
| 200510 | Y | K. Visual Arts | Kindergarten |
| 200520 | Y | K. Music | Kindergarten |
| 200710 | Y | K. Social Studies | Kindergarten |
| 200810 | | K. Physical Activity | Kindergarten |
| 200820 | | K. Health and Safety | Kindergarten |
| 200920 | | K. Tools for Learning | Kindergarten |
| 200930 | | K. Physical Education | Kindergarten |
| 201010 | Y | Grades K-1 (combination) | Kindergarten - Grade 4 |
| 204110 | Y | K-4 Language Arts | Kindergarten - Grade 4 |
| 204120 | Y | K-4 Reading | Kindergarten - Grade 4 |
| 204210 | Y | K-4 Science | Kindergarten - Grade 4 |
| 204310 | Y | K-4 Mathematics | Kindergarten - Grade 4 |
| 204410 | Y | K-4 Foreign Language | Kindergarten - Grade 4 |
| 204510 | Y | K-4 Visual Art (***) | Kindergarten - Grade 4 |
| 204520 | Y | K-4 Music (***) | Kindergarten - Grade 4 |
| 204710 | Y | K-4 Social Studies | Kindergarten - Grade 4 |
| 204810 | | K-4 Physical Activity | Kindergarten - Grade 4 |
| 204820 | | K-4 Health and Safety | Kindergarten - Grade 4 |
| 204910 | | K-4 Practical Living/ Career Exploration | Kindergarten - Grade 4 |
| 204920 | | K-4 Tools for Learning | Kindergarten - Grade 4 |
| 204930 | | K-4 Physical Education | Kindergarten - Grade 4 |
| 204990 | Y | E.A.S.T | Grades K-4 |
| 211010 | Y | Grade 1 | Kindergarten - Grade 4 |
| 211020 | Y | Reading Recovery | Kindergarten - Grade 4 |
| 211110 | Y | Grade 1 Language Arts | Grade 1 |
| 211120 | Y | Grade 1 Reading | Grade 1 |
| 211210 | Y | Grade 1 Science | Grade 1 |
| 211310 | Y | Grade 1 Mathematics | Grade 1 |
| 211410 | Y | Grade 1 Foreign Language | Grade 1 |
| 211510 | Y | Grade 1 Visual Arts | Grade 1 |
| 211520 | Y | Grade 1 Music | Grade 1 |
| 211710 | Y | Grade 1 Social Studies | Grade 1 |
| 211810 | | Grade 1 Physical Activity | Grade 1 |
| 211820 | | Grade 1 Health and Safety | Grade 1 |
| 211920 | | Grade 1 Tools for Learning | Grade 1 |
| 211930 | | Grade 1 Physical Education | Grade 1 |
| 212010 | Y | Grades 1-2 (combination) | Kindergarten - Grade 4 |
| 222010 | Y | Grade 2 | Kindergarten - Grade 4 |

STATEWIDE INFORMATION SYSTEM 2014/2015
ARKANSAS COURSE NUMBERING SYSTEM
For Latest Updates <http://adedata.arkansas.gov/ccms/>

Level 1 and 2 (Preschool/Kindergarten – Grade 4 Programs)

| Number | HQT* | Course Title | Subject Areas |
|---------------|-------------|----------------------------|------------------------|
| 222110 | Y | Grade 2 Language Arts | Grade 2 |
| 222120 | Y | Grade 2 Reading | Grade 2 |
| 222210 | Y | Grade 2 Science | Grade 2 |
| 222310 | Y | Grade 2 Mathematics | Grade 2 |
| 222410 | Y | Grade 2 Foreign Language | Grade 2 |
| 222510 | Y | Grade 2 Visual Arts | Grade 2 |
| 222520 | Y | Grade 2 Music | Grade 2 |
| 222710 | Y | Grade 2 Social Studies | Grade 2 |
| 222810 | | Grade 2 Physical Activity | Grade 2 |
| 222820 | | Grade 2 Health and Safety | Grade 2 |
| 222920 | | Grade 2 Tools for Learning | Grade 2 |
| 222930 | | Grade 2 Physical Education | Grade 2 |
| 223010 | Y | Grades 2-3 (combination) | Kindergarten - Grade 4 |
| 233010 | Y | Grade 3 | Kindergarten - Grade 4 |
| 233110 | Y | Grade 3 Language Arts | Grade 3 |
| 233120 | Y | Grade 3 Reading | Grade 3 |
| 233210 | Y | Grade 3 Science | Grade 3 |
| 233310 | Y | Grade 3 Mathematics | Grade 3 |
| 233410 | Y | Grade 3 Foreign Language | Grade 3 |
| 233510 | Y | Grade 3 Visual Arts | Grade 3 |
| 233520 | Y | Grade 3 Music | Grade 3 |
| 233710 | Y | Grade 3 Social Studies | Grade 3 |
| 233810 | | Grade 3 Physical Activity | Grade 3 |
| 233820 | | Grade 3 Health and Safety | Grade 3 |
| 233920 | | Grade 3 Tools for Learning | Grade 3 |
| 233930 | | Grade 3 Physical Education | Grade 3 |
| 234010 | Y | Grades 3-4 (combination) | Kindergarten - Grade 4 |
| 244010 | Y | Grade 4 | Kindergarten - Grade 4 |
| 244110 | Y | Grade 4 Language Arts | Grade 4 |
| 244120 | Y | Grade 4 Reading | Grade 4 |
| 244210 | Y | Grade 4 Science | Grade 4 |
| 244310 | Y | Grade 4 Mathematics | Grade 4 |
| 244410 | Y | Grade 4 Foreign Language | Grade 4 |
| 244510 | Y | Grade 4 Visual Arts | Grade 4 |
| 244520 | Y | Grade 4 Music | Grade 4 |
| 244710 | Y | Grade 4 Social Studies | Grade 4 |
| 244810 | | Grade 4 Physical Activity | Grade 4 |
| 244820 | | Grade 4 Health and Safety | Grade 4 |
| 244920 | | Grade 4 Tools for Learning | Grade 4 |
| 244930 | | Grade 4 Physical Education | Grade 4 |
| 245010 | Y | Grades 4-5 (combination) | Grade 4 - Grade 5 |
| 291000 | | Performing Arts Awareness | Preschool- grade 4 |

STATEWIDE INFORMATION SYSTEM 2014/2015
ARKANSAS COURSE NUMBERING SYSTEM
For Latest Updates <http://adedata.arkansas.gov/ccms/>

Level 3 (Grades 5-8 Programs)

| Number | HQT* | Course Title | Subject Areas |
|---------------|-------------|---|----------------------|
| 355010 | Y | Grade 5 | Grade 5 |
| 355110 | Y | Language Arts Grade 5 | Grade 5 |
| 355120 | Y | Reading Developmental Skills Grade 5 | Grade 5 |
| 355130 | Y | Reading Grade 5 | Grade 5 |
| 355210 | Y | Science Grade 5 | Grade 5 |
| 355310 | Y | Mathematics Grade 5 | Grade 5 |
| 355320 | Y | Mathematics Developmental Skills Grade 5 | Grade 5 |
| 355510 | Y | Visual Art Grade 5 (***) | Grade 5 |
| 355530 | Y | Vocal Music Grade 5 (***) | Grade 5 |
| 355540 | Y | Instrumental Music Grade 5 (***) | Grade 5 |
| 355560 | Y | General Music Grade 5 (***) | Grade 5 |
| 355710 | Y | Social Studies Grade 5 | Grade 5 |
| 355810 | | Physical Education Grade 5 | Grade 5 |
| 355850 | | Health and Safety Grade 5 | Grade 5 |
| 355900 | | Tools for Learning Grade 5 | Grade 5 |
| 356010 | Y | Grades 5-6 (combination) | Grade 5-6 |
| 358110 | Y | Language Arts Grade 5-8 (combination) | Grade 5-8 |
| 358120 | Y | Reading Developmental Skills 5-8 (combination) | Grade 5-8 |
| 358130 | Y | Reading 5-8 (combination) | Grade 5-8 |
| 358140 | Y | Strategic Reading 6-8 (combination) | Grade 6-8 |
| 358210 | Y | Science 5-8 (combination) | Grade 5-8 |
| 358320 | Y | Mathematics Developmental Skills 5- 8 (combination) | Grade 5-8 |
| 358330 | Y | Mathematics Grade 5-8 (combination) | Grade 5-8 |
| 358410 | Y | Foreign Language Grade 5-8 (combination) | Grade 5-8 |
| 358510 | Y | Visual Art 5-8 (combination (***)) | Grade 5-8 |
| 358530 | Y | Vocal Music 5-8 (combination) (***) | Grade 5-8 |
| 358540 | Y | Instrumental Music 5-8 (combination) (***) | Grade 5-8 |
| 358560 | Y | General Music 5-8 (combination) (***) | Grade 5-8 |
| 358710 | Y | Social Studies 5-8 (combination) | Grade 5-8 |
| 358810 | | Physical Education 5- 8 (combination) | Grade 5-8 |
| 358820 | | Physical Activity 5-8 (combination) | Grade 5-8 |
| 358850 | | Health and Safety 5-8 (combination) | Grade 5-8 |
| 358900 | | Tools for Learning 5-8 (combination) | Grade 5-8 |
| 366010 | Y | Grade 6 | Grade 6 |
| 366110 | Y | Language Arts Grade 6 | Grade 6 |
| 366120 | Y | Reading Developmental Skills Grade 6 | Grade 6 |
| 366130 | Y | Reading Grade 6 | Grade 6 |
| 366190 | Y | Ramp-Up to Literacy - 6 | Grade 6 |
| 366210 | Y | Science Grade 6 | Grade 6 |
| 366310 | Y | Mathematics Grade 6 | Grade 6 |
| 366320 | Y | Mathematics Developmental Skills Grade 6 | Grade 6 |
| 366390 | Y | Ramp -Up to Math - 6 | Grade 6 |
| 366510 | Y | Visual Art Grade 6 (***) | Grade 6 |
| 366530 | Y | Vocal Music Grade 6 (***) | Grade 6 |
| 366540 | Y | Instrumental Music Grade 6 (***) | Grade 6 |
| 366560 | Y | General Music Grade 6 (***) | Grade 6 |
| 366710 | Y | Social Studies Grade 6 | Grade 6 |
| 366810 | | Physical Education Grade 6 | Grade 6 |

STATEWIDE INFORMATION SYSTEM 2014/2015
ARKANSAS COURSE NUMBERING SYSTEM
For Latest Updates <http://adedata.arkansas.gov/ccms/>

Level 3 (Grades 5-8 Programs)

| Number | HQT* | Course Title | Subject Areas |
|---------------|-------------|--|----------------------|
| 366850 | | Health and Safety Grade 6 | Grade 6 |
| 366900 | | Tools for Learning Grade 6 | Grade 6 |
| 377110 | Y | Language Arts Grade 7 | Grade 7 |
| 377120 | Y | Reading Developmental Skills Grade 7 | Grade 7 |
| 377130 | Y | Reading Grade 7 | Grade 7 |
| 377190 | Y | Ramp-Up to Literacy - 7 | Grade 7 |
| 377210 | Y | Science Grade 7 | Grade 7 |
| 377310 | Y | Mathematics Grade 7 | Grade 7 |
| 377320 | Y | Mathematics Developmental Skills Grade 7 | Grade 7 |
| 377390 | Y | Ramp-Up to Math - 7 | Grade 7 |
| 377510 | Y | Visual Art Grade 7 | Grade 7 |
| 377530 | Y | Vocal Music Grade 7 | Grade 7 |
| 377540 | Y | Instrumental Music Grade 7 | Grade 7 |
| 377560 | Y | General Music Grade 7 | Grade 7 |
| 377710 | Y | Social Studies Grade 7 | Grade 7 |
| 377810 | | Physical Education Grade 7 | Grade 7 |
| 377850 | | Health and Safety Grade 7 | Grade 7 |
| 377900 | | Tools for Learning Grade 7 | Grade 7 |
| 378720 | Y | Arkansas History 7-8 | Grade 7-8 |
| 388110 | Y | Language Arts Grade 8 | Grade 8 |
| 388120 | Y | Reading Developmental Skills Grade 8 | Grade 8 |
| 388130 | Y | Reading Grade 8 | Grade 8 |
| 388190 | Y | Ramp-Up to Literacy - 8 | Grade 8 |
| 388210 | Y | Science Grade 8 | Grade 8 |
| 388310 | Y | Mathematics Grade 8 | Grade 8 |
| 388320 | Y | Mathematics Developmental Skills Grade 8 | Grade 8 |
| 388390 | Y | Ramp-Up to Math - 8 | Grade 8 |
| 388510 | Y | Visual Art Grade 8 | Grade 8 |
| 388530 | Y | Vocal Music Grade 8 | Grade 8 |
| 388540 | Y | Instrumental Music Grade 8 | Grade 8 |
| 388560 | Y | General Music Grade 8 | Grade 8 |
| 388710 | Y | Social Studies Grade 8 | Grade 8 |
| 388810 | | Physical Education Grade 8 | Grade 8 |
| 388850 | | Health and Safety Grade 8 | Grade 8 |
| 388900 | | Tools for Learning Grade 8 | Grade 8 |
| 399010 | | Information Technology Fundamentals | Grade 8 |
| 399020 | | DWE Approved Computer Applications I (8th grade) | Grades 5-8 |
| 399030 | | Intro to World Agriculture Science | Grades 5-8 |
| 399040 | | Computer Tech: Introduction | Grades 5-8 |
| 399050 | | Keyboarding (7-8 grade) | Grades 5-8 |
| 399060 | | Keyboarding Applications (7-8 grade) | Grades 5-8 |
| 399070 | | Family & Consumer Sciences (8th grade) | Grades 5-8 |
| 399080 | | Family & Consumer Sciences Investigation | Grades 5-8 |
| 399090 | | Leadership & Service Learning (7-8 grade) | Grades 5-8 |
| 399100 | | Career Orientation | Grades 5-8 |
| 399110 | | Automation and Robotics | Grades 5-8 |

STATEWIDE INFORMATION SYSTEM 2014/2015
ARKANSAS COURSE NUMBERING SYSTEM
For Latest Updates <http://adedata.arkansas.gov/ccms/>

Level 3 (Grades 5-8 Programs)

| Number | HQT* | Course Title | Subject Areas |
|--------|------|--|---------------|
| 399120 | | Design and Modeling | Grades 5-8 |
| 399130 | | The Magic of Electrons | Grades 5-8 |
| 399140 | | The Science of Technology | Grades 5-8 |
| 399150 | | ETE 1 – Introduction to Technology and Engineering Education (7-8 grade) | Grades 5-8 |
| 399160 | | ETE 2 – Fundamentals of Technology and Engineering Education (7-8 grade) | Grades 5-8 |
| 399170 | | ACE Approved Keystone (7-8) | Grades 7-8 |
| 399190 | | E.A.S.T Initiative (5-8) | Grades 5-8 |
| 399200 | | DWE Approved Career & Technical | Grade 7-8 |
| 399210 | | DWE Approved Performing Arts Awareness | Grade 5-8 |
| 399220 | | DWE Approved Performing Arts Exploration | Grade 7-8 |
| 399230 | | DWE Approved Keyboarding (5-6 grade) | Grade 5-6 |
| 399240 | | Keyboarding Connections (.5 credit) | Grade 7-8 |
| 399250 | | Flight and Space | Grade 7-8 |
| 399260 | | Exploring Personal Finance | Grade 7-8 |
| 399270 | | ACE Approved Arts, Audio/Video Tech & Communications Orientation | Grade 7-8 |
| 399280 | | CT Intro-Based Career Orientation | Grade 7-8 |
| 399290 | | JAG Middle School | Grade 7-8 |
| 399300 | | GreenArchitecture (semester course) | Grade 7-8 |
| 399310 | | Energy and the Environment (semester course) | Grade 7-8 |

Level 4 (English L.A.)

| Number | HQT* | Course Title | Subject Areas |
|--------|------|---------------------------------|------------------------|
| 410000 | Y | English 9 | 10 9th Grade English |
| 411000 | Y | English 10 | 11 10th Grade English |
| 412000 | Y | English 11 | 12 11th Grade English |
| 413000 | Y | English 12 | 13 12th Grade English |
| 414000 | | Oral Communications (.5 credit) | 14 Oral Communications |
| 414010 | | Oral Communications | 14 Oral Communications |
| 415000 | | Journalism | 15 Journalism |
| 416000 | | Drama (.5 credit) | 16 Drama |

Level 4 (Science)

| Number | HQT* | Course Title | Subject Areas |
|--------|------|-------------------------------|-------------------------|
| 420000 | Y | Biology | 20 Biology |
| 420020 | Y | ADE Approved Biology | 20 Biology |
| 421000 | Y | Chemistry | 21 Chemistry |
| 421020 | Y | ADE Approved Chemistry | 21 Chemistry |
| 422000 | Y | Physics | 22 Physics |
| 422020 | Y | ADE Approved Physics | 22 Physics |
| 423000 | Y | Physical Science | 23 Physical Science |
| 423020 | Y | ADE Approved Physical Science | 23 Physical Science |
| 424010 | Y | ADE Approved Life Science | 24 Life Science |
| 424020 | Y | Environmental Science | 24 Life Science |
| 424030 | Y | Anatomy/Physiology | 24 Life Science |
| 425010 | Y | ADE Approved Earth Science | 25 Earth/Space Science |
| 429010 | Y | ADE Approved Science | 29 ADE Approved Science |
| 429700 | Y | Small Business Operations | 29 ADE Approved Science |

Level 4 (Mathematics)

| Number | HQT* | Course Title | Subject Areas |
|--------|------|--------------|---------------|
|--------|------|--------------|---------------|

STATEWIDE INFORMATION SYSTEM 2014/2015
ARKANSAS COURSE NUMBERING SYSTEM
For Latest Updates <http://adedata.arkansas.gov/ccms/>

| | | | |
|--------|---|-------------------------------------|--------------------------|
| 430000 | Y | Algebra I | 30 Algebra I |
| 431000 | Y | Geometry | 31 Geometry |
| 432000 | Y | Algebra II | 32 Algebra II |
| 433000 | Y | Pre-Calculus including Trigonometry | 33 Pre Calculus/Trig |
| 434030 | Y | ADE Approved Calculus | 34 ADE Approved Calculus |

Level 4 (Mathematics)

| Number | HQT* | Course Title | Subject Areas |
|---------------|-------------|--------------------------------------|-----------------------------|
| 439010 | Y | ADE Approved Elective Mathematics I | 39 ADE Approved Mathematics |
| 439020 | Y | ADE Approved Elective Mathematics II | 39 ADE Approved Mathematics |
| 439030 | Y | Algebraic Connections | 39 ADE Approved Mathematics |
| 439040 | Y | ADE Approved Functional Mathematics | 39 ADE Approved Mathematics |
| 439050 | Y | Transition Math | 39 ADE Approved Mathematics |
| 439060 | Y | ADE Approved Quantitative Literacy | 39 ADE Approved Mathematics |
| 439070 | Y | Algebra III | 39 ADE Approved Mathematics |
| 439080 | Y | Computer Mathematics ADE Approved | 39 ADE Approved Mathematics |
| 439090 | Y | Statistics | 39 ADE Approved Mathematics |
| 439100 | Y | Topics in Discrete Mathematics | 39 ADE Approved Mathematics |
| 439110 | Y | Topics in Finite Mathematics | 39 ADE Approved Mathematics |

Level 4 (Foreign Language)

| Number | HQT* | Course Title | Subject Areas |
|---------------|-------------|----------------------------------|----------------------------------|
| 440000 | Y | Spanish I | 40 Spanish |
| 440020 | Y | Spanish II | 40 Spanish |
| 441000 | Y | French I | 41 French |
| 441010 | Y | French II | 41 French |
| 442000 | Y | German I | 42 German |
| 442010 | Y | German II | 42 German |
| 443000 | Y | ADE Approved Italian I | 43 Italian |
| 443010 | Y | ADE Approved Italian II | 43 Italian |
| 444000 | Y | ADE Approved Russian I | 44 Russian |
| 444010 | Y | ADE Approved Russian II | 44 Russian |
| 445000 | Y | Latin I | 45 Latin |
| 445010 | Y | Latin II | 45 Latin |
| 446000 | Y | Japanese I | 46 Japanese |
| 446010 | Y | Japanese II | 46 Japanese |
| 447000 | Y | Chinese I | 47 Chinese |
| 447010 | Y | Chinese II | 47 Chinese |
| 449000 | Y | ADE Approved Foreign Language I | 49 ADE Approved Foreign Language |
| 449010 | Y | ADE Approved Foreign Language II | 49 ADE Approved Foreign Language |

Level 4 (Fine Arts)

| Number | HQT* | Course Title | Subject Areas |
|---------------|-------------|--|-----------------------|
| 450000 | Y | Art | 50 Art |
| 450010 | Y | Advanced Art (.5 credit) | 50 Art |
| 450020 | Y | ADE Approved Advanced Art | 50 Art |
| 450030 | Y | Art II | 50 Art |
| 450040 | Y | Art III | 50 Art |
| 450050 | Y | Art IV | 50 Art |
| 450060 | Y | Art History I (.5 credit) | 50 Art |
| 450070 | Y | Art History II (.5 credit) | 50 Art |
| 450080 | Y | Studio Art 2-D (.5 credit) | 50 Art |
| 450090 | Y | Studio Art 3-D (.5 credit) | 50 Art |
| 451000 | Y | Instrumental Music I | 51 Instrumental Music |
| 451020 | Y | Advanced Instrumental Music (.5 credit) | 51 Instrumental Music |
| 451030 | Y | ADE Approved Advanced Instrumental Music | 51 Instrumental Music |

STATEWIDE INFORMATION SYSTEM 2014/2015
ARKANSAS COURSE NUMBERING SYSTEM
For Latest Updates <http://adedata.arkansas.gov/ccms/>

| | | | |
|--------|---|----------------------------------|-----------------------|
| 451040 | Y | Instrumental Music II | 51 Instrumental Music |
| 451050 | Y | Instrumental Music III | 51 Instrumental Music |
| 451060 | Y | Instrumental Music IV | 51 Instrumental Music |
| 452000 | Y | Vocal Music I | 52 Vocal Music |
| 452020 | Y | Advanced Vocal Music (.5 credit) | 52 Vocal Music |

Level 4 (Fine Arts)

| Number | HQT* | Course Title | Subject Areas |
|--------|------|-----------------------------------|---------------------------|
| 452030 | Y | ADE Approved Advanced Vocal Music | 52 Vocal Music |
| 452040 | Y | Vocal Music II | 52 Vocal Music |
| 452050 | Y | Vocal Music III | 52 Vocal Music |
| 452060 | Y | Vocal Music IV | 52 Vocal Music |
| 453000 | Y | Survey of Fine Arts (.5 credit) | 53 Survey of Fine Arts |
| 459000 | Y | ADE Approved Fine Arts | 59 ADE Approved Fine Arts |
| 459010 | Y | Music Theory | 59 ADE Approved Fine Arts |

Level 4 (Computer Applications)

| Number | HQT* | Course Title | Subject Areas |
|--------|------|------------------------------------|--------------------------|
| 460000 | | ADE Approved Computer Applications | 60 Computer Applications |
| 460010 | | E.A.S.T Initiative I | 60 Computer Applications |

Level 4 (Social Studies)

| Number | HQT* | Course Title | Subject Areas |
|--------|------|---|--------------------------------|
| 470000 | Y | American History | 70 American History |
| 470030 | Y | ADE Approved American History | 70 American History |
| 471000 | Y | World History | 71 World History |
| 471030 | Y | ADE Approved World History | 71 World History |
| 472000 | Y | Civics/Government (.5 credit) | 72 Civics/Government |
| 472100 | Y | Civics/American Government (1 credit) | 72 Civics/Government |
| 472200 | Y | Civics | 72 Civics/Government |
| 473000 | Y | Arkansas History (.5 Credit) | 73 Arkansas History |
| 474100 | Y | American Government (.5 credit) | 74 Social Studies |
| 474200 | Y | Contemporary American History (.5 credit) | 74 Social Studies |
| 474300 | Y | Economics (.5 credit) | 74 Social Studies |
| 474400 | Y | Psychology (.5 credit) | 74 Social Studies |
| 474500 | Y | Sociology (.5 credit) | 74 Social Studies |
| 474600 | Y | World Geography (.5 credit) | 74 Social Studies |
| 479000 | Y | ADE Approved Social Studies | 79 ADE Approved Social Studies |
| 479010 | Y | ADE Approved Social Studies (.5 Credit) | 79 ADE Approved Social Studies |

Level 4 (Health and Physical Education)

| Number | HQT* | Course Title | Subject Areas |
|--------|------|---------------------------------------|-----------------------|
| 480000 | | Health and Safety (.5 Credit) | 80 Health and Safety |
| 480950 | | JROTC Health | 80 Health and Safety |
| 485000 | | Physical Education | 85 Physical Education |
| 485010 | | Personal Fitness for Life (.5 credit) | 85 Physical Education |
| 485020 | | Recreational Sports and Activities | 85 Physical Education |
| 485050 | | JROTC Physical Education | 85 Physical Education |

Level 4 (Career and Technical)

| Number | HQT* | Course Title | Subject Areas |
|--------|------|---|--------------------------|
| 491010 | | Advanced Animal Science (.5 credit) | 90-95 Career & Technical |
| 491020 | | Agricultural Apprenticeship/Work-Based Learning | 90-95 Career & Technical |
| 491030 | | Agricultural Business (.5 credit) | 90-95 Career & Technical |
| 491040 | | Agricultural Electricity (.5 credit) | 90-95 Career & Technical |
| 491060 | | Agricultural Marketing (.5 credit) | 90-95 Career & Technical |
| 491140 | | Agriculture Science (.5 credit) | 90-95 Career & Technical |

STATEWIDE INFORMATION SYSTEM 2014/2015
ARKANSAS COURSE NUMBERING SYSTEM
For Latest Updates <http://adedata.arkansas.gov/ccms/>

Level 4 (Career and Technical)

| Number | HQT* | Course Title | Subject Areas |
|---------------|-------------|--|--|
| 491150 | | Agriculture Science & Technology | 90-95 Career & Technical |
| 491180 | | Animal Sciences (.5 credit) | 90-95 Career & Technical |
| 491190 | | Aquaculture (.5 credit) | 90-95 Career & Technical |
| 491200 | | Biological Animal Science (.5 credit) | 90-95 Career & Technical |
| 491210 | | Biological Plant Science (.5 credit) | 90-95 Career & Technical |
| 491220 | | Entrepreneurship (.5 credit) | 90-95 Career & Technical |
| 491230 | | Environmental Resources (.5 credit) | 90-95 Career & Technical |
| 491240 | | Floriculture (.5 credit) | 90-95 Career & Technical |
| 491250 | | Food Science Technology (.5 credit) | 90-95 Career & Technical |
| 491260 | | Forestry (.5 credit) | 90-95 Career & Technical |
| 491270 | | Greenhouse Management (.5 credit) | 90-95 Career & Technical |
| 491280 | | Intro to Horticultural Science (.5 credit) | 90-95 Career & Technical |
| 491300 | | Leadership & Communications (.5 credit) | 90-95 Career & Technical |
| 491310 | | Managing Natural Resources (.5 credit) | 90-95 Career & Technical |
| 491320 | | DWE Approved Meat Processing Laboratory | 90-95 Career & Technical |
| 491330 | | Nursery/Landscape (.5 credit) | 90-95 Career & Technical |
| 491340 | | Plant Science (.5 credit) | 90-95 Career & Technical |
| 491350 | | Small Engine Technology (.5 credit) | 90-95 Career & Technical |
| 491360 | | Turf Grass Management (.5 credit) | 90-95 Career & Technical |
| 491370 | | DWE Approved Agriculture | 90-95 Career & Technical |
| 491380 | | Agricultural Metals | 90-95 Career & Technical |
| 491390 | | Agricultural Mechanics | 90-95 Career & Technical |
| 491400 | | Agricultural Power System | 90-95 Career & Technical |
| 491410 | | Agricultural Structural Systems | 90-95 Career & Technical |
| 492010 | | Advertising (.5 credit) | 90-95 Career & Technical |
| 492020 | | Banking & Finance Consumer Lending (.5 credit) | 90-95 Career & Technical |
| 492030 | | Banking & Finance Law (.5 credit) | 90-95 Career & Technical |
| 492040 | | Banking & Finance Operations/Teller Training(.5credit) | 90-95 Career & Technical |
| 492050 | | Banking & Finance Principles (.5 credit) | 90-95 Career & Technical |
| 492060 | | Business Communications (.5 credit) | 90-95 Career & Technical |
| 492070 | | Business Law I (.5 credit) | 90-95 Career & Technical |
| 492080 | | Business Law II (.5 credit) | 90-95 Career & Technical |
| 492100 | | Computerized Accounting I | 90-95 Career & Technical |
| 492110 | | Computerized Accounting II | 90-95 Career & Technical |
| 492120 | | Computerized Business Applications | 60 Computer Applications and/or 90-95 Career & Technical |
| 492130 | | Office Education Cooperative | 90-95 Career & Technical |
| 492140 | | Advanced Database Applications (.5 credit) | 90-95 Career & Technical |
| 492150 | | DC I – Digital Layout and Design (.5 credit) | 90-95 Career & Technical |
| 492160 | | DC II – Digital Imaging (.5 credit) | 90-95 Career & Technical |
| 492170 | | Enterprise Management I (.5 credit) | 90-95 Career & Technical |
| 492180 | | Enterprise Management II (.5 credit) | 90-95 Career & Technical |
| 492190 | | Fashion Merchandising (.5 credit) | 90-95 Career & Technical |
| 492210 | | Insurance & Risk Management (.5 credit) | 90-95 Career & Technical |
| 492230 | | International Travel (.5 credit) | 90-95 Career & Technical |
| 492240 | | Introduction to Finance (.5 credit) | 90-95 Career & Technical |
| 492250 | | Introduction to Hospitality (.5 credit) | 90-95 Career & Technical |
| 492260 | | Introduction to Travel & Tourism (.5 credit) | 90-95 Career & Technical |
| 492270 | | Investments & Securities (.5 credit) | 90-95 Career & Technical |
| 492280 | | Economics | 90-95 Career & Technical |
| 492300 | | Lodging Management I (Business) | 90-95 Career & Technical |
| 492310 | | Lodging Management II (Business) | 90-95 Career & Technical |

STATEWIDE INFORMATION SYSTEM 2014/2015
ARKANSAS COURSE NUMBERING SYSTEM
For Latest Updates <http://adedata.arkansas.gov/ccms/>

Level 4 (Career and Technical)

| Number | HQT* | Course Title | Subject Areas |
|---------------|-------------|--|---|
| 492320 | | Management | 90-95 Career & Technical |
| 492330 | | Marketing | 90-95 Career & Technical |
| 492340 | | Marketing Apprenticeship/Work-Based Learning | 90-95 Career & Technical |
| 492350 | | Marketing Management | 90-95 Career & Technical |
| 492360 | | DC III – Digital Media (.5 credit) | 90-95 Career & Technical |
| 492370 | | DC IV – Digital Audio Video Productions (.5 credit) | 90-95 Career & Technical |
| 492380 | | Office Management | 90-95 Career & Technical |
| 492390 | | Programming I (.5 credit) | 90-95 Career & Technical |
| 492400 | | Programming II (.5 credit) | 90-95 Career & Technical |
| 492430 | | Retailing (.5 credit) | 90-95 Career & Technical |
| 492440 | | Salesmanship (.5 credit) | 90-95 Career & Technical |
| 492450 | | Advanced Spreadsheet Applications (.5 credit) | 90-95 Career & Technical |
| 492460 | | Travel Destinations (.5 credit) | 90-95 Career & Technical |
| 492470 | | Word Processing I (.5 credit) | 90-95 Career & Technical |
| 492480 | | Word Processing II (.5 credit) | 90-95 Career & Technical |
| 492490 | | DWE Approved Computer Applications I (.5 credit) | 90-95 Career & Technical 60 Computer Applications (CA I & II must be offered) |
| 492500 | | DWE Approved Computer Applications II (.5 credit) | 90-95 Career & Technical 60 Computer Applications (CA I & II must be offered) |
| 492510 | | DWE Approved Computer Applications III (.5 credit) | 90-95 Career & Technical |
| 492520 | | DWE Approved Programming III (.5 credit) | 90-95 Career & Technical |
| 492540 | | Design and Multimedia Production (.5 credit) | 90-95 Career & Technical |
| 492550 | | DWE Approved Senior Technology Seminar (1 credit) | 90-95 Career & Technical |
| 492560 | | Database Fundamentals - Oracle Internet Academy (.5 credit) | 90-95 Career & Technical |
| 492570 | | Database Programming - Oracle Internet Academy (.5 credit) | 90-95 Career & Technical |
| 492580 | | Introduction to Java - Oracle Internet Academy (.5 credit) | 90-95 Career & Technical |
| 492590 | | Java Programming - Oracle Internet Academy (.5 credit) | 90-95 Career & Technical |
| 492600 | | DWE Approved Business Education | 90-95 Career & Technical |
| 492610 | | DWE Approved Marketing Education | 90-95 Career & Technical |
| 492620 | | Office Education Work-Based Learning | 90-95 Career & Technical |
| 492630 | | Introduction to Marketing (.5 credit) | 90-95 Career & Technical |
| 492640 | | Sports and Entertainment Marketing (.5 credit) | 90-95 Career & Technical |
| 492650 | | DWE Approved Web Design I – Associate Design Specialist | 90-95 Career & Technical |
| 492660 | | DWE Approved Web Design II –Internet Business Foundations/Network Technology Foundations | 90-95 Career & Technical |
| 492670 | | DWE Approved Web Technologies (1.0 credit) | 90-95 Career & Technical |
| 492680 | | DWE Approved Introduction to Object Oriented Programming (.5 credit) | 90-95 Career & Technical |
| 492690 | | Medical Office Procedures | 90-95 Career & Technical |
| 492700 | | Small Business Operations | 90-95 Career & Technical |
| 493010 | | Child Care Guidance, Mgmt. & Services | 90-95 Career & Technical |
| 493020 | | Child Development (.5 credit) | 90-95 Career & Technical |
| 493030 | | Clothing Management (.5 credit) | 90-95 Career & Technical |
| 493060 | | Clothing Management II (.5 credit) | 90-95 Career & Technical |
| 493080 | | Family & Consumer Sciences | 90-95 Career & Technical |
| 493100 | | Family Dynamics | 90-95 Career & Technical |
| 493110 | | Food & Nutrition (.5 credit) | 90-95 Career & Technical |

STATEWIDE INFORMATION SYSTEM 2014/2015
ARKANSAS COURSE NUMBERING SYSTEM
For Latest Updates <http://adedata.arkansas.gov/ccms/>

| 493120 | | Food Production, Mgmt. & Services | 90-95 Career & Technical |
|---------------------------------------|-------------|---|--------------------------|
| Level 4 (Career and Technical) | | | |
| Number | HQT* | Course Title | Subject Areas |
| 493130 | | Food Science (.5 credit) | 90-95 Career & Technical |
| 493140 | | Housing & Interior Design (.5 credit) | 90-95 Career & Technical |
| 493150 | | Human Relations (.5 credit) | 90-95 Career & Technical |
| 493160 | | Leadership & Service Learning (9-12) (.5 credit) | 90-95 Career & Technical |
| 493170 | | Lodging Management I (FACS) | 90-95 Career & Technical |
| 493180 | | Lodging Management II (FACS) | 90-95 Career & Technical |
| 493190 | | Personal & Family Finance (.5 credit) | 90-95 Career & Technical |
| 493200 | | Nutrition & Wellness (.5 credit) | 90-95 Career & Technical |
| 493210 | | Parenting (.5 credit) | 90-95 Career & Technical |
| 493220 | | ProStart I | 90-95 Career & Technical |
| 493230 | | ProStart II | 90-95 Career & Technical |
| 493240 | | Orientation to Teaching I | 90-95 Career & Technical |
| 493250 | | Introduction to Culinary Arts (.5 credit) | 90-95 Career & Technical |
| 493260 | | Culinary Arts I | 90-95 Career & Technical |
| 493270 | | Culinary Arts II | 90-95 Career & Technical |
| 493280 | | DWE Approved Family & Consumer Sciences | 90-95 Career & Technical |
| 493290 | | Orientation to Teaching II | 90-95 Career & Technical |
| 493310 | | Consumer Services | 90-95 Career & Technical |
| 493320 | | Customer Relations (.5 credit) | 90-95 Career & Technical |
| 493330 | | Entrepreneurial Experience | 90-95 Career & Technical |
| 493380 | | Fundamentals of Radio | 90-95 Career & Technical |
| 493390 | | Intermediate Radio | 90-95 Career & Technical |
| 493400 | | Advanced Radio | 90-95 Career & Technical |
| 493410 | | Radio Lab | 90-95 Career & Technical |
| 493420 | | Fundamentals of Television | 90-95 Career & Technical |
| 493430 | | Intermediate Television | 90-95 Career & Technical |
| 493440 | | Advanced Television | 90-95 Career & Technical |
| 493450 | | Television Lab | 90-95 Career & Technical |
| 493500 | | Dance Technique II | 90-95 Career & Technical |
| 493510 | | Dance Technique III | 90-95 Career & Technical |
| 493520 | | Dance Technique IV | 90-95 Career & Technical |
| 493540 | | Theater Performance I | 90-95 Career & Technical |
| 493550 | | Theater Performance II | 90-95 Career & Technical |
| 493570 | | Theater Technical Design I | 90-95 Career & Technical |
| 493580 | | Theater Technical Design II | 90-95 Career & Technical |
| 493590 | | Advanced Theater Seminar | 90-95 Career & Technical |
| 493600 | | Fundamentals of Graphic Communications | 90-95 Career & Technical |
| 493610 | | Intermediate Graphic Communications | 90-95 Career & Technical |
| 493620 | | Graphic Communications Lab | 90-95 Career & Technical |
| 493630 | | Advanced Graphic Communications | 90-95 Career & Technical |
| 493640 | | Fundamental Audio/Video Tech & Film | 90-95 Career & Technical |
| 493650 | | Intermediate Audio/Video Tech & Film | 90-95 Career & Technical |
| 493660 | | Advanced Audio/Video Tech & Film | 90-95 Career & Technical |
| 493670 | | Audio/Video Tech & Film Lab | 90-95 Career & Technical |
| 493680 | | Fundamental Journalism | 90-95 Career & Technical |
| 493690 | | Intermediate Journalism | 90-95 Career & Technical |
| 493700 | | Advanced Journalism | 90-95 Career & Technical |
| 493710 | | Journalism Lab | 90-95 Career & Technical |
| 493720 | | Introduction to Career Communications (.5 credit) | 90-95 Career & Technical |
| 493730 | | DWE Approved Career Communications I | 90-95 Career & Technical |

STATEWIDE INFORMATION SYSTEM 2014/2015
ARKANSAS COURSE NUMBERING SYSTEM
For Latest Updates <http://adedata.arkansas.gov/ccms/>

| 493740 | | DWE Approved Career Communications II | 90-95 Career & Technical |
|---------------------------------------|-------------|--|--------------------------|
| Level 4 (Career and Technical) | | | |
| Number | HQT* | Course Title | Subject Areas |
| 493770 | | JAG Senior Applications | 90-95 Career & Technical |
| 493780 | | JAG Multi-Year I | 90-95 Career & Technical |
| 493790 | | JAG Multi-Year II | 90-95 Career & Technical |
| 493800 | | JAG Apprenticeship/Work-Based Learning | 90-95 Career & Technical |
| 493850 | | ACE Approved Keystone (.5 credit) | 90-95 Career & Technical |
| 493860 | | Internship | 90-95 Career & Technical |
| 493870 | | ACE Approved Arts, Audio/Video Tech & Communications | 90-95 Career & Technical |
| 493880 | | Workplace Readiness (.5 credit) | 90-95 Career & Technical |
| 493890 | | DWE Career Cluster Senior Seminar (.5 credit) | 90-95 Career & Technical |
| 493900 | | ACE Approved Career Readiness | 90-95 Career & Technical |
| 493950 | | Youth Apprenticeship | 90-95 Career & Technical |
| 494010 | | ETE 1 – Introduction to Technology and Engineering Education (9th grade) (.5 credit) | 90-95 Career & Technical |
| 494020 | | ETE 2 – Fundamentals of Technology and Engineering Education (9th grade) (.5 credit) | 90-95 Career & Technical |
| 494030 | | Industrial Apprenticeship/Work-Based Learning I | 90-95 Career & Technical |
| 494040 | | Industrial Apprenticeship/Work-Based Learning II | 90-95 Career & Technical |
| 494050 | | Foundations of Sports Medicine I | 90-95 Career & Technical |
| 494060 | | Foundations of Sports Medicine II | 90-95 Career & Technical |
| 494070 | | Foundations of Sports Medicine III | 90-95 Career & Technical |
| 494130 | | Advanced Advertising and Graphic Design | 90-95 Career & Technical |
| 494140 | | DWE Approved 1st Responder | 90-95 Career & Technical |
| 494150 | | Fundamentals of Advertising and Graphic Design | 90-95 Career & Technical |
| 494160 | | Advertising and Graphic Design Lab | 90-95 Career & Technical |
| 494170 | | Intermediate Advertising and Design | 90-95 Career & Technical |
| 494180 | | Brakes | 90-95 Career & Technical |
| 494190 | | Electrical Systems | 90-95 Career & Technical |
| 494200 | | Engine Performance | 90-95 Career & Technical |
| 494210 | | Suspension & Steering | 90-95 Career & Technical |
| 494250 | | Aviation I (2 credits) | 90-95 Career & Technical |
| 494260 | | Aviation II (2 credits) | 90-95 Career & Technical |
| 494300 | | Non-Structural Analysis/Repair | 90-95 Career & Technical |
| 494310 | | Painting/Refinishing | 90-95 Career & Technical |
| 494320 | | Structural Analysis/Repair | 90-95 Career & Technical |
| 494350 | | Fundamentals of Photography | 90-95 Career & Technical |
| 494360 | | Photography Lab | 90-95 Career & Technical |
| 494370 | | Intermediate Photography | 90-95 Career & Technical |
| 494380 | | Advanced Photography | 90-95 Career & Technical |
| 494390 | | ACE Approved Photojournalism | 90-95 Career & Technical |
| 494400 | | Diagnostics | 90-95 Career & Technical |
| 494410 | | Networking | 90-95 Career & Technical |
| 494420 | | Operations | 90-95 Career & Technical |
| 494460 | | Carpentry | 90-95 Career & Technical |
| 494480 | | Construction Fundamentals | 90-95 Career & Technical |
| 494500 | | Electrical | 90-95 Career & Technical |
| 494510 | | Plumbing | 90-95 Career & Technical |
| 494550 | | Cosmetology I | 90-95 Career & Technical |
| 494560 | | Cosmetology Lab | 90-95 Career & Technical |
| 494570 | | Cosmetology II (2 credits) | 90-95 Career & Technical |
| 494600 | | Law Enforcement II | 90-95 Career & Technical |

STATEWIDE INFORMATION SYSTEM 2014/2015
ARKANSAS COURSE NUMBERING SYSTEM
For Latest Updates <http://adedata.arkansas.gov/ccms/>

| 494610 | | Criminal Law | 90-95 Career & Technical |
|---------------------------------------|-------------|--|--------------------------|
| Level 4 (Career and Technical) | | | |
| Number | HQT* | Course Title | Subject Areas |
| 494620 | | Introduction to Criminal Justice | 90-95 Career & Technical |
| 494630 | | Law Enforcement I | 90-95 Career & Technical |
| 494650 | | Diesel Mechanics I (2 credits) | 90-95 Career & Technical |
| 494660 | | Diesel Mechanics II (2 credits) | 90-95 Career & Technical |
| 494700 | | Drafting & Design | 90-95 Career & Technical |
| 494710 | | Architecture/CADD I | 90-95 Career & Technical |
| 494720 | | Architecture/CADD Lab | 90-95 Career & Technical |
| 494730 | | Architecture/CADD II (1 credits) | 90-95 Career & Technical |
| 494740 | | Engineering/CADD I | 90-95 Career & Technical |
| 494750 | | Engineering/CADD Lab | 90-95 Career & Technical |
| 494760 | | Engineering/CADD II (1 credits) | 90-95 Career & Technical |
| 494800 | | Electronics I | 90-95 Career & Technical |
| 494810 | | Electronics Lab | 90-95 Career & Technical |
| 494820 | | Electronics II (2 credits) | 90-95 Career & Technical |
| 494850 | | Furniture Manufacturing I | 90-95 Career & Technical |
| 494860 | | Furniture Manufacturing Lab | 90-95 Career & Technical |
| Level 4 (ADE/DWE APPROVED) | | | |
| Number | HQT* | Course Title | Subject Areas |
| 494870 | | Furniture Manufacturing II (2 credits) | 90-95 Career & Technical |
| 494900 | | Intro to GIS (.5 credit) | 90-95 Career & Technical |
| 494910 | | GIS & Remote Sensing (.5 credit) | 90-95 Career & Technical |
| 494920 | | SPACE | 90-95 Career & Technical |
| 494930 | | STARS | 90-95 Career & Technical |
| 494940 | | Introduction to Manufacturing | 90-95 Career & Technical |
| 494950 | | Design for Manufacturing | 90-95 Career & Technical |
| 494960 | | Manufacturing Production Processes | 90-95 Career & Technical |
| 494970 | | Manufacturing Power & Equipment Systems | 90-95 Career & Technical |
| 494980 | | Aerospace Engineering | 90-95 Career & Technical |
| 494990 | | Biotechnical Engineering | 90-95 Career & Technical |
| 495000 | | Principals of Biomedical Sciences | 90-95 Career & Technical |
| 495010 | | Human Body Systems | 90-95 Career & Technical |
| 495020 | | Medical Interventions | 90-95 Career & Technical |
| 495030 | | Biomedical Innovations | 90-95 Career & Technical |
| 495040 | | Image Assembly & Platemaking | 90-95 Career & Technical |
| 495050 | | Offset Press Operation | 90-95 Career & Technical |
| 495060 | | Reproduction Photography | 90-95 Career & Technical |
| 495100 | | HVACR I | 90-95 Career & Technical |
| 495110 | | HVACR II (2 credits) | 90-95 Career & Technical |
| 495150 | | Industrial Equipment Maintenance I | 90-95 Career & Technical |
| 495160 | | Industrial Equipment Maintenance Lab | 90-95 Career & Technical |
| 495170 | | Industrial Equipment Maintenance II (2 credits) | 90-95 Career & Technical |
| 495180 | | Dry-Cleaning I | 90-95 Career & Technical |
| 495190 | | Dry-Cleaning II | 90-95 Career & Technical |
| 495200 | | Machine Tool I | 90-95 Career & Technical |
| 495210 | | Machine Tool Lab | 90-95 Career & Technical |
| 495220 | | Machine Tool II (2 credits) | 90-95 Career & Technical |
| 495230 | | Medical Clinical Specialization/Internship (.5 credit) | 90-95 Career & Technical |
| 495240 | | Medical Math | 90-95 Career & Technical |
| 495250 | | Major Appliance Technology I | 90-95 Career & Technical |
| 495260 | | Major Appliance Technology Lab | 90-95 Career & Technical |

STATEWIDE INFORMATION SYSTEM 2014/2015
ARKANSAS COURSE NUMBERING SYSTEM
For Latest Updates <http://adedata.arkansas.gov/ccms/>

| 495270 | | Major Appliance Technology II (2 credits) | 90-95 Career & Technical |
|-----------------------------------|-------------|---|--------------------------|
| Level 4 (ADE/DWE APPROVED) | | | |
| Number | HQT* | Course Title | Subject Areas |
| 495280 | | Pharmacy Technology Fundamentals | 90-95 Career & Technical |
| 495290 | | Pathology (.5 credit) | 90-95 Career & Technical |
| 495300 | | Human Anatomy and Physiology | 90-95 Career & Technical |
| 495310 | | Medical Clinical Internship/Specialization | 90-95 Career & Technical |
| 495320 | | Human Behavior and Disorders (.5 credit) | 90-95 Career & Technical |
| 495330 | | Medical Procedures (.5 credit) | 90-95 Career & Technical |
| 495340 | | Introduction to Medical Professions (.5 credit) | 90-95 Career & Technical |
| 495360 | | Medical Terminology (.5 credit) | 90-95 Career & Technical |
| 495370 | | Abnormal Psychology (.5 credit) | 90-95 Career & Technical |
| 495380 | | Intro to Medical Professions Extended (.5) | 90-95 Career & Technical |
| 495390 | | Medical Procedures Expanded(.5 credit) | 90-95 Career & Technical |
| 495400 | | Power Equipment Technology I | 90-95 Career & Technical |
| 495410 | | Power Equipment Technology Lab | 90-95 Career & Technical |
| 495420 | | Power Equipment Technology II (2 credits) | 90-95 Career & Technical |
| 495440 | | Civil Engineering & Architecture | 90-95 Career & Technical |
| 495450 | | Computer Integrated Manufacturing | 90-95 Career & Technical |
| 495460 | | Digital Electronics | 90-95 Career & Technical |
| 495470 | | Engineering Design and Development | 90-95 Career & Technical |
| 495480 | | Introduction to Engineering Design | 90-95 Career & Technical |
| 495490 | | Principles of Engineering | 90-95 Career & Technical |
| 495500 | | Radio/TV Broadcasting I | 90-95 Career & Technical |
| 495510 | | Radio/TV Broadcasting Lab | 90-95 Career & Technical |
| 495520 | | Radio/TV Broadcasting II (2 credits) | 90-95 Career & Technical |
| 495530 | | TV Broadcasting II (2 credits) | 90-95 Career & Technical |
| 495550 | | Gas Metal Arc Welding | 90-95 Career & Technical |
| 495560 | | Gas Tungsten Arc Welding | 90-95 Career & Technical |
| 495570 | | Metal Fabrication | 90-95 Career & Technical |
| 495580 | | Shielded Metal Arc Welding | 90-95 Career & Technical |
| 495590 | | Introduction to Health Informatics (.5 credit) | 90-95 Career & Technical |
| 495600 | | Case Studies in Health Informatics | 90-95 Career & Technical |
| 495610 | | Professional Practice: Health Informatics Intership | 90-95 Career & Technical |
| 495760 | | Air Force JROTC I | 90-95 Career & Technical |
| 495770 | | Air Force JROTC II | 90-95 Career & Technical |
| 495780 | | Air Force JROTC III | 90-95 Career & Technical |
| 495790 | | Army JROTC I | 90-95 Career & Technical |
| 495800 | | Army JROTC II | 90-95 Career & Technical |
| 495810 | | Army JROTC III | 90-95 Career & Technical |
| 495820 | | Marine JROTC I | 90-95 Career & Technical |
| 495830 | | Marine JROTC II | 90-95 Career & Technical |
| 495840 | | Marine JROTC III | 90-95 Career & Technical |
| 495850 | | Navy JROTC I | 90-95 Career & Technical |
| 495860 | | Navy JROTC II | 90-95 Career & Technical |
| 495870 | | Navy JROTC III | 90-95 Career & Technical |
| 495880 | | Air Force JROTC IV | 90-95 Career & Technical |
| 495890 | | Army JROTC IV | 90-95 Career & Technical |
| 495900 | | Marine JROTC IV | 90-95 Career & Technical |
| 495910 | | Navy JROTC IV | 90-95 Career & Technical |
| 496010 | | Community Service Learning | 96 Miscellaneous Credit |
| 496020 | | Personal Finance | 96 Miscellaneous Credit |
| 499900 | | DWE Concurrent Credit | 96 Miscellaneous Credit |
| 510010 | Y | ADE Approved English 9 Honors | 10 9th Grade English |

STATEWIDE INFORMATION SYSTEM 2014/2015
ARKANSAS COURSE NUMBERING SYSTEM
For Latest Updates <http://adedata.arkansas.gov/ccms/>

| 510020 | Y | ADE Approved English 9 | 10 9th Grade English |
|-----------------------------------|-------------|--|-------------------------------|
| Level 4 (ADE/DWE APPROVED) | | | |
| Number | HQT* | Course Title | Subject Areas |
| 510030 | Y | Ramp-Up to Advanced Literacy | 10 9th Grade English |
| 510040 | Y | ESL English 9 | 10 9th Grade English |
| 511010 | Y | ADE Approved English 10 Honors | 11 10th Grade English |
| 511020 | Y | ADE Approved English 10 | 11 10th Grade English |
| 511030 | Y | ESL English 10 | 11 10th Grade English |
| 512010 | Y | ADE Approved English 11 Honors | 12 11th Grade English |
| 512020 | Y | ADE Approved English 11 | 12 11th Grade English |
| 512030 | Y | ESL English 11 | 12 11th Grade English |
| 513010 | Y | ADE Approved English 12 Honors | 13 12th Grade English |
| 513020 | Y | ADE Approved English 12 | 13 12th Grade English |
| 513030 | Y | ESL English 12 | 13 12th Grade English |
| 514010 | | ADE Approved Oral Communications Honors | 14 Oral Communications |
| 514020 | | ADE Approved Oral Communications Honors | 14 Oral Communications |
| 514030 | | ADE Approved Oral Communications II | 14 Oral Communications |
| 514040 | | ADE Approved Oral Communications III | 14 Oral Communications |
| 514050 | | ADE Approved Oral Communications IV | 14 Oral Communications |
| 515010 | | ADE Approved Journalism Honors | 15 Journalism |
| 515020 | | ADE Approved Journalism | 15 Journalism |
| 515030 | | ADE Approved Journalism II | 15 Journalism |
| 515040 | | ADE Approved Journalism III | 15 Journalism |
| 515050 | | ADE Approved Journalism IV | 15 Journalism |
| 516010 | | ADE Approved Drama Honors | 16 Drama |
| 516020 | | ADE Approved Drama (maybe used for fine arts credit) | 16 Drama |
| 517030 | Y | AP English Language and Composition | 17 ADE Approved English |
| 517040 | Y | AP English Literature and Composition | 17 ADE Approved English |
| 517100 | Y | ESL English | 19 ADE Approved Language Arts |
| 517200 | Y | IB English | 17 ADE Approved English |
| 519050 | Y | ADE Approved Language Arts Honors | 19 ADE Approved Language Arts |
| 519060 | Y | ADE Approved Language Arts | 19 ADE Approved Language Arts |
| 519100 | Y | ADE Approved Reading | 19 ADE Approved Language Arts |
| 519110 | Y | Critical Reading | 19 ADE Approved Language Arts |
| 519900 | | Other Concurrent Credit Language Arts | 19 ADE Approved Language Arts |
| 520010 | Y | ADE Approved Biology Honors | 20 Biology |
| 520030 | Y | AP Biology | 20 Biology |
| 521010 | Y | ADE Approved Chemistry Honors | 21 Chemistry |
| 521030 | Y | AP Chemistry | 21 Chemistry |
| 521040 | Y | IB Chemistry | 21 Chemistry |
| 522000 | Y | Principles of Technology II | 22 Physics |
| 522010 | Y | ADE Approved Physics Honors | 22 Physics |
| 522030 | Y | AP Physics B | 22 Physics |
| 522040 | Y | AP Physics C: Electricity and Magnetism | 22 Physics |
| 522050 | Y | AP Physics C: Mechanics | 22 Physics |
| 522060 | Y | IB Physics | 22 Physics |
| 522070 | Y | Physics in Context | 22 Physics |
| 523000 | Y | Principles of Technology I | 23 Physical Science |
| 523010 | Y | ADE Approved Physical Science Honors | 23 Physical Science |
| 523030 | Y | AP Environmental Science | 23 Physical Science |
| 523100 | Y | ESL Physical Science | 29 ADE Approved Science |
| 524020 | Y | ADE Approved Life Science Honors | 24 Life Science |
| 524030 | Y | Advanced Placement Environmental Science | 24 Life Science |

STATEWIDE INFORMATION SYSTEM 2014/2015
ARKANSAS COURSE NUMBERING SYSTEM
For Latest Updates <http://adedata.arkansas.gov/ccms/>

| 524100 | Y | ESL Life Science | 29 ADE Approved Science |
|-----------------------------------|-------------|---|-----------------------------|
| 525020 | Y | ADE Approved Earth Science Honors | 25 Earth/Space Science |
| Level 4 (ADE/DWE APPROVED) | | | |
| Number | HQT* | Course Title | Subject Areas |
| 529020 | Y | ADE Approved Science Honors | 29 ADE Approved Science |
| 529030 | Y | IB Biology | 29 ADE Approved Science |
| 529900 | | Other Concurrent Credit Science | 29 ADE Approved Science |
| 530010 | Y | ADE Approved Algebra I Honors | 30 Algebra I |
| 530020 | Y | ADE Approved Algebra I | 30 Algebra I |
| 530030 | Y | IB Algebra I | 30 Algebra I |
| 530090 | Y | Core-Plus (1) | 30 Algebra I |
| 530100 | Y | First Part Algebra I | 30 Algebra I |
| 530110 | Y | ARISE (1) | 30 Algebra I |
| 530120 | Y | SIMMS (1) | 30 Algebra I |
| 530200 | Y | Second Part Algebra I | 30 Algebra I |
| 531010 | Y | ADE Approved Geometry Honors | 31 Geometry |
| 531020 | Y | ADE Approved Geometry | 31 Geometry |
| 531030 | Y | IB Geometry | 31 Geometry |
| 531040 | Y | Investigating Geometry | 31 Geometry |
| 531070 | Y | Core-Plus (2) | 31 Geometry |
| 531080 | Y | SIMMS (2) | 31 Geometry |
| 531090 | Y | ARISE (2) | 31 Geometry |
| 531100 | Y | First Part Geometry | 31 Geometry |
| 531200 | Y | Second Part Geometry | 31 Geometry |
| 532010 | Y | ADE Approved Algebra II Honors | 32 Algebra II |
| 532020 | Y | ADE Approved Algebra II | 32 Algebra II |
| 532030 | Y | IB Algebra II | 32 Algebra II |
| 532040 | Y | Core-Plus (3) | 32 Algebra II |
| 532050 | Y | SIMMS (3) | 32 Algebra II |
| 532060 | Y | ARISE (3) | 32 Algebra II |
| 533010 | Y | ADE Approved Pre Calculus including Trig Honors | 33 Pre Calculus/Trig |
| 533020 | Y | ADE Approved Pre Calculus including Trig | 33 Pre Calculus/Trig |
| 533070 | Y | Pacesetter Math Pre Calculus | 33 Pre Calculus/Trig |
| 533130 | Y | Core-Plus (4) | 33 Pre Calculus/Trig |
| 533140 | Y | SIMMS (4) | 33 Pre Calculus/Trig |
| 533150 | Y | ARISE (4) | 33 Pre Calculus/Trig |
| 533160 | Y | IB Pre Calculus/Trig | 33 Pre Calculus/Trig |
| 534020 | Y | ADE Approved Calculus Honors | 34 ADE Approved Calculus |
| 534040 | Y | AP Calculus AB | 34 ADE Approved Calculus |
| 534050 | Y | AP Calculus BC | 34 ADE Approved Calculus |
| 534060 | Y | IB Calculus | 34 ADE Approved Calculus |
| 539020 | Y | ADE Approved Elective Mathematics Honors | 39 ADE Approved Mathematics |
| 539030 | Y | Advanced Placement Statistics | 39 ADE Approved Mathematics |
| 539040 | Y | IB Trigonometry | 39 ADE Approved Mathematics |
| 539050 | Y | ADE Approved Discrete Mathematics Honors | 39 ADE Approved Mathematics |
| 539060 | Y | IB Mathematical Studies | 39 ADE Approved Mathematics |
| 539070 | Y | IB Mathematics SL | 39 ADE Approved Mathematics |
| 539100 | Y | ESL Mathematics | 39 ADE Approved Mathematics |
| 539700 | Y | Ramp-Up to Algebra | 39 ADE Approved Mathematics |
| 539900 | | Other Concurrent Credit Mathematics | 39 ADE Approved Mathematics |
| 540020 | Y | IB Spanish | 40 Spanish |
| 540030 | Y | Spanish III | 40 Spanish |
| 540040 | Y | Spanish IV | 40 Spanish |
| 540060 | Y | ADE Approved Spanish Honors | 40 Spanish |

STATEWIDE INFORMATION SYSTEM 2014/2015
ARKANSAS COURSE NUMBERING SYSTEM
For Latest Updates <http://adedata.arkansas.gov/ccms/>

| 540070 | Y | AP Spanish Language | 40 Spanish |
|-----------------------------------|-------------|---|----------------------------------|
| 540080 | Y | AP Spanish Literature | 40 Spanish |
| Level 4 (ADE/DWE APPROVED) | | | |
| Number | HQT* | Course Title | Subject Areas |
| 540100 | Y | Spanish for Native Speakers I | 40 Spanish |
| 540110 | Y | Spanish for Native Speakers II | 40 Spanish |
| 540120 | Y | Spanish for Native Speakers III | 40 Spanish |
| 540130 | Y | IB Spanish III | 40 Spanish |
| 540140 | Y | IB Spanish IV | 40 Spanish |
| 540150 | Y | IB Spanish AB Initio | 40 Spanish |
| 541030 | Y | French III | 41 French |
| 541040 | Y | French IV | 41 French |
| 541050 | Y | ADE Approved French Honors | 41 French |
| 541060 | Y | AP French Language | 41 French |
| 541070 | Y | IB French III | 41 Spanish |
| 541080 | Y | IB French ab initio SL | 41 Spanish |
| 542030 | Y | German III | 42 German |
| 542040 | Y | German IV | 42 German |
| 542060 | Y | AP German Language | 42 German |
| 542070 | Y | ADE Approved German Honors | 42 German |
| 542080 | Y | IB German ab initio SL | 42 German |
| 543030 | Y | Italian III | 43 Italian |
| 543040 | Y | Italian IV | 43 Italian |
| 543050 | Y | ADE Approved Italian Honors | 43 Italian |
| 543060 | Y | Advanced Placement Italian Language & Culture | 43 Italian |
| 544030 | Y | ADE Approved Russian III | 44 Russian |
| 544040 | Y | ADE Approved Russian IV | 44 Russian |
| 544050 | Y | ADE Approved Russians Honors | 44 Russian |
| 545030 | Y | ADE Approved Latin III | 45 Latin |
| 545040 | Y | ADE Approved Latin IV | 45 Latin |
| 545050 | Y | ADE Approved Latin Honors | 45 Latin |
| 545070 | Y | AP Latin Vergil | 45 Latin |
| 546030 | Y | Japanese III | 46 Japanese |
| 546040 | Y | Japanese IV | 46 Japanese |
| 546060 | Y | AP Japanese Language & Culture | 46 Japanese |
| 547030 | Y | ADE Approved Chinese III | 47 Chinese |
| 547040 | Y | ADE Approved Chinese IV | 47 Chinese |
| 547050 | Y | ADE Approved Chinese Honors | 47 Chinese |
| 547060 | Y | AP Chinese Language & Culture | 47 Chinese |
| 549030 | Y | ADE Approved Foreign Language III | 49 ADE Approved Foreign Language |
| 549040 | Y | ADE Approved Foreign Language IV | 49 ADE Approved Foreign Language |
| 549050 | Y | ADE Approved Foreign Language Honors | 49 ADE Approved Foreign Language |
| 549900 | | Other Concurrent Credit Foreign Language | 49 ADE Approved Foreign Language |
| 550010 | Y | ADE Approved Art | 50 Art |
| 550020 | Y | ADE Approved Art II | 50 Art |
| 550030 | Y | ADE Approved Art III | 50 Art |
| 550040 | Y | ADE Approved Art IV | 50 Art |
| 551010 | Y | ADE Approved Instrumental Music | 51 Instrumental Music |
| 551020 | Y | ADE Approved Instrumental Music II | 51 Instrumental Music |
| 551030 | Y | ADE Approved Instrumental Music III | 51 Instrumental Music |
| 551040 | Y | ADE Approved Instrumental Music IV | 51 Instrumental Music |
| 552010 | Y | ADE Approved Vocal Music | 52 Vocal Music |
| 552020 | Y | ADE Approved Vocal Music II | 52 Vocal Music |
| 552030 | Y | ADE Approved Vocal Music III | 52 Vocal Music |

STATEWIDE INFORMATION SYSTEM 2014/2015
ARKANSAS COURSE NUMBERING SYSTEM
For Latest Updates <http://adedata.arkansas.gov/ccms/>

| | | | |
|--------|---|----------------------------------|------------------------|
| 552040 | Y | ADE Approved Vocal Music IV | 52 Vocal Music |
| 553010 | Y | ADE Approved Survey of Fine Arts | 53 Survey of Fine Arts |

Level 4 (ADE/DWE APPROVED)

| Number | HQT* | Course Title | Subject Areas |
|--------|------|--|---------------------------|
| 559000 | | Other Concurrent Credit Fine Arts | 59 ADE Approved Fine Arts |
| 559010 | Y | AP Music Theory | 59 ADE Approved Fine Arts |
| 559030 | Y | AP Art History | 59 ADE Approved Fine Arts |
| 559040 | Y | AP Studio Art Drawing Portfolio | 59 ADE Approved Fine Arts |
| 559050 | Y | AP Studio Art 2-D Design Portfolio | 59 ADE Approved Fine Arts |
| 559060 | Y | AP Studio Art 3-D Design Portfolio | 59 ADE Approved Fine Arts |
| 559100 | | ADE Approved Drama | 59 ADE Approved Fine Arts |
| 559110 | | ADE Approved Fine Arts Drama | 59 ADE Approved Fine Arts |
| 559200 | | ACE Introduction to Theatre | 59 ADE Approved Fine Arts |
| 559210 | | ACE Dance Technique I | 59 ADE Approved Fine Arts |
| 559800 | Y | ADE Approved Fine Arts | 59 ADE Approved Fine Arts |
| 559810 | Y | IB Fine Arts | 59 ADE Approved Fine Arts |
| 559820 | Y | IB VisualArts | 59 ADE Approved Fine Arts |
| 559830 | Y | ADE Approved Fine Arts Honors | 59 ADE Approved Fine Arts |
| 560020 | | E.A.S.T Initiative II | 60 Computer Applications |
| 560000 | | ADE Approved Computer Science | 60 Computer Applications |
| 560010 | | ADE Approved Computer Science Honors | 60 Computer Applications |
| 560020 | | E.A.S.T Initiative II | 60 Computer Applications |
| 560030 | | E.A.S.T Initiative III | 60 Computer Applications |
| 560040 | | E.A.S.T Initiative IV | 60 Computer Applications |
| 560050 | | AP Computer Science A | 60 Computer Applications |
| 560060 | | IB Computer Science | 60 Computer Applications |
| 560100 | | ExplorNet | 60 Computer Applications |
| 560900 | | Other Concurrent Credit Computer Science | 60 Computer Applications |
| 570010 | Y | ADE Approved American History Honors | 70 American History |
| 570020 | Y | AP United States History | 70 American History |
| 570040 | Y | IB Contemporary American History | 70 American History |
| 570050 | Y | IB History of the Americans | 70 American History |

Level 4 (Local Credit)

| Number | HQT* | Course Title | Subject Areas |
|--------|------|---|--------------------------------|
| 571010 | Y | ADE Approved World History Honors | 71 World History |
| 571020 | Y | AP World History | 71 World History |
| 572010 | Y | AP United States Government & Politics | 72 Civics/Government |
| 572020 | Y | ADE Approved Civics/Government Honors | 72 Civics/Government |
| 572030 | Y | IB American Government | 72 Civics/Government |
| 572040 | Y | ADE Enhanced AP United States Government & Politics | 72 Civics/Government |
| 573010 | Y | ADE Approved Arkansas History Honors | 73 Arkansas History |
| 579000 | Y | ADE Approved Social Studies | 79 ADE Approved Social Studies |
| 579010 | Y | ADE Approved Social Studies Honors | 79 ADE Approved Social Studies |
| 579020 | Y | Economics/Geography | 79 ADE Approved Social Studies |
| 579030 | | IB Psychology | 79 ADE Approved Social Studies |
| 579080 | Y | AP Human Geography | 79 ADE Approved Social Studies |
| 579100 | Y | ESL Social Studies | 79 ADE Approved Social Studies |
| 579120 | | AP Psychology | 79 ADE Approved Social Studies |
| 579130 | Y | AP Macroeconomics/Personal Finance (0.5 credit) | 79 ADE Approved Social Studies |
| 579150 | Y | AP Macroeconomics | 79 ADE Approved Social Studies |
| 579160 | Y | AP Microeconomics | 79 ADE Approved Social Studies |
| 579170 | Y | AP European History | 79 ADE Approved Social Studies |
| 579180 | Y | AP Comparative Government & Politics | 79 ADE Approved Social Studies |

STATEWIDE INFORMATION SYSTEM 2014/2015
ARKANSAS COURSE NUMBERING SYSTEM
For Latest Updates <http://adedata.arkansas.gov/ccms/>

| 579190 | Y | IB Geography | 79 ADE Approved Social Studies |
|-------------------------------|-------------|---|----------------------------------|
| 579900 | | Other Concurrent Credit Social Studies | 79 ADE Approved Social Studies |
| Level 4 (Local Credit) | | | |
| Number | HQT* | Course Title | Subject Areas |
| 580010 | | ADE Approved Health and Safety | 80 Health and Safety |
| 580900 | | Other Concurrent Credit Health Ed. | 80 Health and Safety |
| 585010 | | ADE Approved Physical Education | 85 Physical Education |
| 585020 | | Organized Physical Activity | 85 Physical Education |
| 585900 | | Other Concurrent Credit Physical Ed. | 85 Physical Education |
| 590010 | | Cashier Checker (.5 credit) | 90-95 Career & Technical |
| 590020 | | DWE Approved Cisco Networking Academy | 90-95 Career & Technical |
| 590030 | | DWE Approved FIRST Robotics | 90-95 Career & Technical |
| 590040 | | Industrial Tech Ed | 90-95 Career & Technical |
| 590050 | | DWE Approved Agriculture Education | 90-95 Career & Technical |
| 590060 | | DWE Approved Family & Consumer Sciences Education | 90-95 Career & Technical |
| 590070 | | DWE Approved Business Education | 90-95 Career & Technical |
| 590080 | | DWE Approved Marketing | 90-95 Career & Technical |
| 590090 | | DWE Approved Technical Course | 90-95 Career & Technical |
| 590990 | | ACE Concurrent Credit | 90-95 Career & Technical |
| 590100 | | DWE Approved Technical Lab | 90-95 Career & Technical |
| 590110 | | DWE Approved Career & Technical .5 U | 90-95 Career & Technical |
| 590120 | | DWE Approved Performing Arts Lab | 90-95 Career & Technical |
| 590130 | | DWE Approved Career Communications Lab | 90-95 Career & Technical |
| 591010 | | ADE Approved AVID | 90-95 Career & Technical |
| 591020 | | ADE Approved AVID II | 90-95 Career & Technical |
| 591030 | | ADE Approved AVID III | 90-95 Career & Technical |
| 591040 | | ADE Approved AVID IV | 90-95 Career & Technical |
| 592100 | | IB Information Technology in a Global Society | 90-95 Career & Technical |
| 592200 | | IB Business and Management | 90-95 Career & Technical |
| 596100 | | Gifted/Talented Seminar | 96 Miscellaneous Credit |
| 596200 | | IB Theory of Knowledge | 96 Miscellaneous Credit |
| 596300 | | Split Training Option | 96 Miscellaneous Credit |
| 614000 | | Other ADE Approved Speech | 14 Oral Communications |
| 615000 | | Other ADE Approved Journalism | 15 Journalism |
| 616000 | | Other ADE Approved Drama | 16 Drama |
| 617000 | Y | Other ADE Approved English | 17 ADE Approved English |
| 623000 | Y | Other ADE Approved Physical Science | 23 Physical Science |
| 624000 | Y | Other ADE Approved Life Science | 24 Life Science |
| 639000 | Y | Other ADE Approved Mathematics | 39 ADE Approved Mathematics |
| 649000 | Y | Other ADE Approved Foreign Language | 49 ADE Approved Foreign Language |
| 650000 | Y | Other ADE Approved Art | 50 Art |
| 651000 | Y | Other ADE Approved Instrumental Music | 51 Instrumental Music |
| 652000 | Y | Other ADE Approved Vocal Music | 52 Vocal Music |
| 659000 | Y | Other ADE Approved Fine Arts | 59 ADE Approved Fine Arts |
| 660000 | | Other ADE Approved Computer Applications | 60 Computer Applications |
| 679000 | Y | Other ADE Approved Social Studies | 79 ADE Approved Social Studies |
| 680000 | | Other ADE Approved Health and Safety | 80 Health and Safety |
| 685000 | | Other ADE Approved Physical Education | 85 Physical Education |
| 690010 | | ACE Approved Keystone (9-10) (0.5 credit) | 90-95 Career & Technical |
| 690020 | | ACE Approved Photo Journalism | 90-95 Career & Technical |
| 690030 | | STRIVE | 90-95 Career & Technical |
| 690040 | | Driver's Education (.5 credit) | 90-95 Career & Technical |
| 690050 | | Keyboarding (.5 credit) | 90-95 Career & Technical |

STATEWIDE INFORMATION SYSTEM 2014/2015
ARKANSAS COURSE NUMBERING SYSTEM
For Latest Updates <http://adedata.arkansas.gov/ccms/>

| | | | |
|--|-------------|--|---|
| 690060 | | Keyboarding Applications (.5 credit) | 90-95 Career & Technical |
| 696000 | | ADE Approved Academic Elective | 96 Miscellaneous Credit |
| Level 4 (Local Credit) | | | |
| Number | HQT* | Course Title | Subject Areas |
| 696100 | | Calculator Applications | 96 Miscellaneous Credit |
| Level 4 (Non Academic) Do Not Use for Subject Area Credit | | | |
| Number | HQT* | Course Title | Subject Areas |
| 970100 | Y | Title I Early Childhood | Specialist & Special Programs (Instructional) |
| 970110 | | Library Skills | Specialist & Special Programs (Instructional) |
| 970120 | | Independent Study | Specialist & Special Programs (Instructional) |
| 970130 | | Remediation/Enrichment | Specialist & Special Programs (Instructional) |
| 970140 | | GED | Specialist & Special Programs (Instructional) |
| 970150 | | Adult Education | Specialist & Special Programs (Instructional) |
| 970160 | | Job Corps | Specialist & Special Programs (Instructional) |
| 970200 | | Title I Early Childhood Supervised | Specialist & Special Programs (Instructional) |
| 970300 | Y | Title I Reading | Specialist & Special Programs (Instructional) |
| 970310 | Y | Title I Science | Specialist & Special Programs (Instructional) |
| 970400 | Y | Title I Language Arts | Specialist & Special Programs (Instructional) |
| 970410 | Y | Title I Social Studies | Specialist & Special Programs (Instructional) |
| 970500 | Y | Title I Language Arts Supervised | Specialist & Special Programs (Instructional) |
| 970600 | Y | Title I Math | Specialist & Special Programs (Instructional) |
| 970700 | Y | Title I Math Supervised | Specialist & Special Programs (Instructional) |
| 970800 | | Gifted and Talented | Specialist & Special Programs (Instructional) |
| 970900 | | Learning Skills | Specialist & Special Programs (Instructional) |
| 971000 | | Alternative Education (Do not use for subject area credit) | Specialist & Special Programs (Instructional) |
| 971100 | | Migrant Education | Specialist & Special Programs (Instructional) |
| 971400 | | Speech Pathology | Specialist & Special Programs (Instructional) |
| 971500 | | Special Education Itinerant Services | Specialist & Special Programs (Instructional) |
| 971510 | | Hearing Impaired Services | Specialist & Special Programs (Instructional) |
| 971520 | | Visually Impaired Services | Specialist & Special Programs (Instructional) |
| 971530 | | Special Education Resource Services | Specialist & Special Programs (Instructional) |
| 971540 | | Special Education Self-Contained (T/P Ratio 1-10 or 1-15) | Specialist & Special Programs (Instructional) |
| 971550 | | Special Education Self-Contained (T/P Ratio 1-6) | Specialist & Special Programs (Instructional) |
| 971600 | | English Language Learner (ELL/ESL) | Specialist & Special Programs (Instructional) |
| 972100 | Y | Special Education Language Arts | Specialist & Special Programs (Instructional) |
| 972110 | Y | Special Education Reading | Specialist & Special Programs (Instructional) |
| 972200 | Y | Special Education Science | Specialist & Special Programs (Instructional) |
| 972300 | Y | Special Education Mathematics | Specialist & Special Programs (Instructional) |
| 972700 | Y | Special Education Social Studies | Specialist & Special Programs (Instructional) |
| 973900 | Y | 9th Grade Math Portfolio | Specialist & Special Programs (Instructional) |
| 973910 | Y | 10th Grade Science Portfolio | Specialist & Special Programs (Instructional) |
| 980010 | | Title I Vocational | Specialist & Special Programs (Instructional) |
| 999000 | | Study Hall | Non Academic Credit Activity |
| 999010 | | Secondary Physical Activity | No Credit |
| 999100 | | Student Activities | Non Academic Credit Activity |
| 999120 | | Local Community Service Activity | Non Academic Credit Activity |
| 999130 | | Annual | Non Academic Credit Activity |
| 999140 | | Newspaper | Non Academic Credit Activity |
| 999800 | | Prep Period | Non Academic Credit Activity |
| 999810 | | Football/Basketball/Track | Non Academic Credit Activity |
| 999820 | | Other Athletics | Non Academic Credit Activity |
| 999830 | | Student Aide | Non Academic Credit Activity |

STATEWIDE INFORMATION SYSTEM 2014/2015
ARKANSAS COURSE NUMBERING SYSTEM
For Latest Updates <http://adedata.arkansas.gov/ccms/>

| | | | |
|--|-------------|--|--|
| 999840 | | Lunch | Non Academic Credit Activity |
| 999850 | | Cheerleading/Drill Team | Non Academic Credit Activity |
| 999860 | | Advisory/Homeroom | Non Academic Credit Activity |
| Level 4 (Non Academic) Do Not Use for Subject Area Credit | | | |
| Number | HQT* | Course Title | Subject Areas |
| 999870 | | ROTC Drill Team | Non Academic Credit Activity |
| 999880 | | Test Preparation | Non Academic Credit Activity |
| 999890 | | CAP/Mentoring | Non Academic Credit Activity |
| 999990 | | Misc. Non Academic Activity/Assignment | Non Academic Credit Activity |
| | | Note 1: Due to recent changes in legislation and standards regarding course rigor and smart core these courses will not count toward the required 38 units after the 2004-2005 school year. | Note 2: Due to recent changes in legislation and standards regarding course rigor and smart core these courses will not count toward the required 38 units after the 2005-2006 school year. |

STATEWIDE INFORMATION SYSTEMS 2014/2015

ARKANSAS FINANCIAL PERSONNEL (PAGE 36/37) POSITION CROSS-REFERENCE

| Ref. No. | Position | Ref. No. | Position |
|-----------------|--|-----------------|-------------------------------------|
| 3601 | Assistant Superintendent | 3644 | Other Non-Instruction Services |
| 3602 | Business Manager | 3645 | Substitutes/Temps (No FTE Required) |
| 3603 | Finance Officer | 3646 | Library/Media Support |
| 3604 | Bookkeeper/Accountant | 3647 | Safety |
| 3605 | Director of Federal Programs | 3648 | Underpayment |
| 3606 | Personnel Director | 3649 | Coop Director |
| 3607 | Purchasing Agent | 3650 | Instructional Supv. Duty |
| 3608 | Public Relations | | |
| 3609 | Secretary/Clerk Non-Instruction – CLS | | |
| 3610 | Maintenance & Operation | | |
| 3611 | Electricians | | |
| 3612 | Plumbers | | |
| 3613 | Painter/Carpenters | | |
| 3614 | Director Pupil Transportation | | |
| 3615 | Bus Mechanics | | |
| 3616 | Bus Drivers | | |
| 3617 | Guidance Services, CRT | | |
| 3618 | Administration, CRT | | |
| 3619 | Director Food Service/Dietitian | | |
| 3620 | Other Food Service Personnel | | |
| 3621 | Instructional Support | | |
| 3622 | Instruction/Other Aides/Paraprofessional | | |
| 3623 | Other Aides/Paraprofessional | | |
| 3624 | ROTC | | |
| 3625 | Social Workers | | |
| 3626 | Nurses | | |
| 3627 | Attendance Workers | | |
| 3628 | Adult Education | | |
| 3629 | Campus Security | | |
| 3630 | Crossing Guard | | |
| 3631 | Lunchroom Aides | | |
| 3632 | Bus Dispatcher | | |
| 3633 | Bus Monitor | | |
| 3634 | Resource Officer | | |
| 3635 | K-4 Summer Remedial (No FTE Required) | | |
| 3636 | Other | | |
| 3637 | Psychological Services | | |
| 3638 | Other Support Services | | |
| 3639 | PRD&E Services | | |
| 3640 | Administrative Technology | | |
| 3641 | Other Central Support Services | | |
| 3642 | Other Enterprise OP | | |
| 3643 | Community Services | | |

STATEWIDE INFORMATION SYSTEMS 2014/2015

ARKANSAS FINANCIAL PERSONNEL (PAGE 36/37) POSITION CROSS-REFERENCE

| Ref. No. | Position |
|-----------------|---|
| 3701 | Superintendent/Cooperative Director |
| 3702 | Curriculum Supervisor – District Wide |
| 3703 | Curriculum Supervisor – Elementary |
| 3704 | Curriculum Supervisor – Secondary |
| 3705 | Director of Federal Programs |
| 3706 | Other Officials/Administrators |
| 3707 | Elementary School Principals |
| 3708 | Elementary School Assistant Principals |
| 3709 | Middle/Jr. High School Principals |
| 3710 | Middle/Jr. High School Asst. Principals |
| 3711 | High School Principals |
| 3712 | High School Assistant Principals |
| 3713 | Elementary Library/Media Specialist |
| 3714 | Middle/Jr. High Library/Media Specialist |
| 3715 | High School Library/Media Specialist |
| 3716 | Elementary Guidance Counselor |
| 3717 | Middle/Jr. High Guidance Counselor |
| 3718 | High School Guidance Counselor |
| 3719 | Elementary Psychologists |
| 3720 | Secondary Psychologists |
| 3721 | Pre-School Teachers |
| 3722 | Kindergarten Teachers |
| 3723 | Elementary School Teachers |
| 3724 | Middle/Jr. High School Teachers |
| 3725 | High School Teachers |
| 3726 | K-4 Summer Remedial (No FTE Required) |
| 3727 | Early Childhood Ed. |
| 3728 | Preschool – Special Needs |
| 3729 | Elementary Special Education Teachers |
| 3730 | Secondary Special Education Teachers |
| 3731 | Elementary Other Professional Personnel |
| 3732 | Secondary Other Professional Personnel Other |
| 3733 | Other |
| 3734 | Elementary Summer School Teachers (No FTE Required) |
| 3735 | Secondary Summer School Teachers |
| 3736 | SUBSTITUTES/TEMPS (No FTE Required) |
| 3737 | Adult Education Teachers |
| 3738 | Elementary Regular Home Bound Teachers |
| 3739 | Secondary Regular Home Bound Teaches |
| 3740 | Elementary Special Education Home Bound Teachers |
| 3741 | Secondary Special Education Home Bound Teachers |
| 3742 | Elementary Athletics |
| 3743 | Secondary Athletics |
| 3744 | Elementary Student Activities |
| 3745 | Secondary Student Activities |

STATEWIDE INFORMATION SYSTEMS 2014/2015

ARKANSAS FINANCIAL PERSONNEL (PAGE 36/37) POSITION CROSS-REFERENCE

| Ref. No. | Position |
|-----------------|---|
| 3746 | Athletic Director |
| 3747 | Elementary Other (Underpayment) |
| 3748 | Secondary Other (Underpayment) |
| 3749 | Elementary Other (GT, Music, Computer, ESL, ALE) |
| 3750 | Secondary Other (GT, Music, Computer, ESL, ALE) |
| 3751 | Other Support-Instructional |
| 3752 | Elementary Other Support-Administration |
| 3753 | Secondary Other Support-Administration |
| 3754 | Support Svs-Business |
| 3755 | Assistant Superintendent |
| 3756 | Elementary Dean of Students |
| 3757 | Secondary Dean of Students |
| 3758 | Elementary Attendance/Social Work Services |
| 3759 | Secondary Attendance/Social Work Services |
| 3760 | Elementary Health Services/Nurses |
| 3761 | Secondary Health Services/Nurses |
| 3762 | Elementary Speech Pathology/Audiology Services |
| 3763 | Secondary Speech Pathology/Audiology Services |
| 3764 | Mid/JH Other Support-Administration* |
| 3765 | High School Other Support-Administration* |
| 3766 | Support Svs-Business |
| 3767 | Assistant Superintendent |
| 3768 | Elem. Dean of Students* |
| 3769 | Mid/JH Dean of Students* |
| 3770 | High School Dean of Students* |
| 3771 | Elem. Attendance/Social Work Services* |
| 3772 | Mid/JH Attendance/Social Work Services* |
| 3773 | High School Attendance/Social Work Services* |
| 3774 | Elem. Health Services/Nurses* |
| 3775 | Mid/JH Health Services/Nurses* |
| 3776 | High School Health Services/Nurses* |
| 3777 | Elem. Speech Pathology /Audiology Services* |
| 3778 | Mid/JH Speech Pathology /Audiology Services* |
| 3779 | High School Speech Pathology /Audiology Services* |

STATEWIDE INFORMATION SYSTEMS 2014/2015

ARKANSAS APPROVED DIGITAL LEARNING PROVIDERS

| CODE | DIGITAL LEARNING PROVIDERS |
|------|--|
| AL | Apex Learning, Inc. |
| CE | Arkansas Department of Career Education |
| AN | Arkansas Northeastern College |
| RC | Arkansas Public School Resource Center |
| MS | Arkansas School for Mathematics, Sciences & the Arts |
| AS | Arkansas State University |
| IS | BYU Independent Study |
| CB | Crystal Bridges Muneum of Art |
| EG | Edgenuity, Inc. |
| EM | Edmentum, Inc. |
| FV | Florida Virtual School Global |
| GA | Greenways Academy |
| VS | K12 Virtual Schools, LLC Fuel Education/Aventa/Middlebury) |
| NC | North Arkansas College |
| AC | Northwest Arkansas Community College |
| AE | Northwest Arkansas Education Service Cooperative |
| OA | Odysseyware Academy (formerly Bridgewater) |
| PC | PCCUA – Phillips County College |
| TC | Southern Arkansas University Technical Collage |
| SC | Southeast Arkansas Community College |
| SE | Southeast Arkansas Community Based Education Ctr. |
| FS | University of Arkansas at Fort Smith |
| VR | Virtual Arkansas |
| OT | Other |
| NA | Not Applicable |

STATEWIDE INFORMATION SYSTEMS 2014/2015

**ADE REPORTS BY CYCLE
(REPORTS LISTED ALPHABETICALLY)**

| |
|-------------------------------|
| Cycle 1 – September 30 |
| Cycle 2 – October 15 |
| Cycle 3 – November 15 |
| Cycle 4 – December 15 |
| Cycle 5 – February 15 |
| Cycle 6 – April 15 |
| Cycle 7 – June 15 |
| Cycle 8 – July 31 |
| Cycle 9 – August 31 |

| Report | Cycle |
|---|--------------|
| Act 61 (rpt820) | 4 |
| Act 61ii (rpt824) | 7 |
| Adult Education Student Count (Arkansas River Coop) (rpt380)..... | 2 |
| ALE Annual Report (rpt444)..... | 7 |
| ALE Days (rpt441) | 2,3,4,5,6,7 |
| ALE Student Course Report (rpt480) | 7 |
| Annual Financial Report (AFRB [ASR Title I])(rpt571) | 1,9 |
| Annual Financial Report (AFRB [ASR Title I Part D])(rpt572)..... | 1,9 |
| Annual Financial Report (AFRB [ASR Title II A])(rpt573) | 1,9 |
| Annual Financial Report (AFRB [ASR Title II D])(rpt574)..... | 1,9 |
| Annual Financial Report (AFRB [ASR Title III])(rpt575) | 1,9 |
| Annual Financial Report (AFRB [ASR Title IV A])(rpt576) | 1,9 |
| Annual Financial Report (AFRB [ASR Title V])(rpt577)..... | 1,9 |
| Annual Financial Report (AFRB [AFR Title VI-SRSA (6782)])(rpt578)..... | 1,9 |
| Annual Financial Report (AFRB [AFR Title VI-RLIS (6784)])(rpt579) | 1,9 |
| Annual Financial Report (AFRB [Building Losses])(rpt560)..... | 9 |
| Annual Financial Report (AFRB [Legal Balance])(rpt520) | 1,9 |
| Annual Financial Report (AFRB [Level I])(rpt510) | 1,9 |
| Annual Financial Report (AFRB [Level II])(rpt511) | 1,9 |
| Annual Financial Report (AFRB [Level III])(rpt512)..... | 1,9 |
| Annual Financial Report (AFRB Page 36 & 37 (Classified/Certified))(rpt570)..... | 8 |
| Annual Financial Report (AFRB Page 36 & 37 FTE by Name)(rpt588)..... | 8 |
| Annual Financial Report (AFRB Page 36 & 37 Detail)(rpt590)..... | 8 |
| Annual Financial Report (AFRB [Property Values])(rpt550)..... | 9 |
| Annual Financial Report (AFRB [Underpayments])(rpt530) | 9 |
| Annual Statistical Report (ASR) – Supplement(rpty580)..... | 1,9 |
| Athletic Expenditure (rpt581)..... | 9 |
| Bus Information (rpt020)..... | 3,5,6,7 |
| Bus Pupil Transportation (rpt021)..... | 3,5,6,7 |
| Bus Inspection (rpt022) | 6 |
| Bus Transportation Aid (rpt023) | 6 |
| Bus Transportation Personnel (rpt024)..... | 6 |
| Certified Staff | 2 |
| Classified Staff (Job Analysis)(rpt211) | 2,6 |
| Consolidated LEA Report (rpt439) | 2,3,4,5,6,7 |

STATEWIDE INFORMATION SYSTEMS 2014/2015

**ADE REPORTS BY CYCLE
(REPORTS LISTED ALPHABETICALLY)**

| |
|-------------------------------|
| Cycle 1 – September 30 |
| Cycle 2 – October 15 |
| Cycle 3 – November 15 |
| Cycle 4 – December 15 |
| Cycle 5 – February 15 |
| Cycle 6 – April 15 |
| Cycle 7 – June 15 |
| Cycle 8 – July 31 |
| Cycle 9 – August 31 |

| Report | Cycle |
|---|------------------------|
| Digital Learning (rpt207)..... | 2,6 |
| District General Information (rpt000) | 1,2, 3, 4, 5, 6, 7,8,9 |
| District ABC Preschool Count (rpt337) | 3,5,6,7 |
| District Act 28 (rpt385) | 9 |
| District Contact Person (rpt044)..... | 1,2,3,4,5,6,7,8,9 |
| District Dyslexia Report (rpt320) | 7 |
| District Corporal Punishment (rpt322) | 7 |
| District Corrective Action Report (rpt390) | 1,3 |
| District Detailed List of Student Attendance (Optional)(rpt305) | 6,7 |
| District Equity Compliance (rpt034) | 2 |
| District Disability 504 Equity (rpt032)..... | 2 |
| District Discipline (rpt323)..... | 7 |
| District Dropout/Withdrawal Report (rpt313)..... | 3 |
| District Gender Equity (rpt030)..... | 2 |
| District National Origin (rpt033)..... | 2 |
| District Race Equity (rpt031)..... | 2 |
| District Concurrent Credit (rpt253) | 2,6 |
| District Child Nutrition (Student Meals Eligibility) (rpt331)..... | 2 |
| District Crossover Students (rpt300) | 3,5,6,7 |
| District Enrollment (School Choice) (rpt304) | 2 |
| District Gun Free Schools Act (rpt370)..... | 7 |
| District Home Language (rpt332)..... | 2 |
| District Homeless Student (rpt333) | 2,3,5,6,7 |
| District Kindergarten (Pre-School) (rpt356)..... | 7 |
| District Medical Hearing Report (rpt381) | 7 |
| District Medical Hearing Student Count Report (rpt382) | 7 |
| District Medical Scoliosis Report (rpt386)..... | 7 |
| District Medical Scoliosis Student Count Report (rpt387)..... | 7 |
| District Medical Vision Listing (rpt383) | 3,6 |
| District Medical Vision Counts (rpt384)..... | 3,6 |

STATEWIDE INFORMATION SYSTEMS 2014/2015

**ADE REPORTS BY CYCLE
(REPORTS LISTED ALPHABETICALLY)**

| |
|-------------------------------|
| Cycle 1 – September 30 |
| Cycle 2 – October 15 |
| Cycle 3 – November 15 |
| Cycle 4 – December 15 |
| Cycle 5 – February 15 |
| Cycle 6 – April 15 |
| Cycle 7 – June 15 |
| Cycle 8 – July 31 |
| Cycle 9 – August 31 |

| Report | Cycle |
|---|-------------------|
| District Preschool Classroom (rpt325) | 2 |
| District Preschool Enrollment (rpt355) | 2 |
| District Preschool Lunch Status (rpt336) | 2 |
| District M to M Student Avg Attendance Report (Pulaski County ONLY) (rpt309) | 3,5,6,7 |
| District Magnet Quarterly Average Superintendent’s Attendance (Pulaski County ONLY) (rpt310)..... | 3,5,6,7 |
| District Quarterly Superintendent’s Average Attendance (rpt302) | 3,5,6,7 |
| District Quarterly M to M Attendance (Pulaski County ONLY) (rpt307) | 3,5,6,7 |
| District Quarterly Magnet Attendance (Pulaski County ONLY) (rpt306) | 3,5,6,7 |
| District Quarterly Superintendent's Attendance (rpt301) | 3,5,6,7 |
| District Student ELL Information (rpt330) | 2,3,4,5,6,7 |
| District Student Vision Listing (rpt383) | 3,6 |
| District Student Vision Counts (rpt384) | 3,6 |
| District Retention (rpt314)..... | 3 |
| District Student Meal Status Detailed Listing (Optional) (rpt357)..... | 2 |
| District Student GPA Report (rpt350) | 7 |
| District Student Status (rpt334) | 2,3,4,5,6,7 |
| Employee Certified Staff (Job Analysis) (rpt202)..... | 2,6 |
| Employee Certified Staff Job Analysis (Out-of-District) (rpt206)..... | 2,6 |
| Facility Needs Assessment-Building (rpt183)..... | 7 |
| Federal Programs - Private Schools (rpt117) | 6 |
| Federal Programs - Private Schools Title I Report (rpt118)..... | 6 |
| Finance – Bank Reconciliation Report (rpt503)..... | 1,2,3,4,5,6,7,8,9 |
| Finance – Bank Reconciliation Outstanding Checks (rpt504) | 1,2,3,4,5,6,7,8,9 |
| Finance – Category Funds (rpt583) | 1 |
| Finance – Employee Additional Duties Detailed Report (rpt214) | 1 |
| Finance – Employee Base Salary (rpt205) | 1 |
| Finance – Employee Benefits Report (rpt212) | 1 |
| Finance – Employee Fringe Benefits(rpt208) | 1 |
| Finance – Employee Salary (rpt200) | 9 |

STATEWIDE INFORMATION SYSTEMS 2014/2015

**ADE REPORTS BY CYCLE
(REPORTS LISTED ALPHABETICALLY)**

| |
|-------------------------------|
| Cycle 1 – September 30 |
| Cycle 2 – October 15 |
| Cycle 3 – November 15 |
| Cycle 4 – December 15 |
| Cycle 5 – February 15 |
| Cycle 6 – April 15 |
| Cycle 7 – June 15 |
| Cycle 8 – July 31 |
| Cycle 9 – August 31 |

| Report | Cycle |
|--|-------------------|
| Graduate Student Listing (rpt405) | 9 |
| Highly Qualified Teacher (rpt457) | 2,6 |
| Millage (rpt011)..... | 3 |
| Paraprofessional Report (rpt223)..... | 2,6 |
| Preschool Counts Report (Legacy) (rpt425) | 2,3,4,5,6,7 |
| Preschool Counts Report (Web Based) (rpt426) | 2,3,4,5,6,7 |
| Professional Development Hours (Execute from FMS Menu) (rpt221)..... | 8 |
| Safety Drill (district)(rpt600)..... | 2,3,5,7 |
| Safety Drill (school)(rpt610) | 2,3,5,7 |
| Salary Schedule (rpt810) | 1 |
| School General Information | 1,2,3,4,5,6,7 |
| School ABC Preschool Count (rpt437) | 3,5,6,7 |
| School Calendar (rpt120)..... | 1 |
| School Child Nutrition (rpt431) | 2 |
| School Choice Count (rpt408)..... | 2 |
| School Concurrent Credit (rpt252) | 2,6 |
| School Contact Person (rpt488)..... | 1,2,3,4,5,6,7,8,9 |
| School Corporal Punishment (rpt422)..... | 7 |
| School Crossover Students (rpt400) | 3,5,6,7 |
| School Discipline (rpt423)..... | 7 |
| School Dropout/Withdrawal Report (rpt411)..... | 3 |
| School Enrollment/School Choice (rpt408) | 2 |
| School GPA (rpt450) | 7 |
| School Home Language Report (rpt432)..... | 2 |
| School Homeless Student (rpt433) | 2,3,5 |
| School Kindergarten (Preschool) (RPT456)..... | 2 |
| School Poverty Index (rpt413) | 2 |
| School Medical Dyslexia Student by Grade Report (rpt420)..... | 7 |
| School Medical Immunization Report (rpt495)..... | 3 |
| School Medical Hearing Report (rpt481) | 7 |
| School Medical Hearing Student Count Report (rpt482) | 7 |
| School Medical Scoliosis Report (rpt486)..... | 7 |

STATEWIDE INFORMATION SYSTEMS 2014/2015

**ADE REPORTS BY CYCLE
(REPORTS LISTED ALPHABETICALLY)**

| |
|-------------------------------|
| Cycle 1 – September 30 |
| Cycle 2 – October 15 |
| Cycle 3 – November 15 |
| Cycle 4 – December 15 |
| Cycle 5 – February 15 |
| Cycle 6 – April 15 |
| Cycle 7 – June 15 |
| Cycle 8 – July 31 |
| Cycle 9 – August 31 |

| <u>Report</u> | <u>Cycle</u> |
|---|--------------|
| School Medical Scoliosis Student Count Report (rpt487)..... | 7 |
| School Medical Vision Listing (rpt383)..... | 3,6 |
| School Preschool Enrollment (rpt455)..... | 2 |
| School Preschool Lunch Status (rpt436)..... | 2 |
| School M to M Student Avg Attendance Report (Pulaski County ONLY) (rpt409)..... | 3,5,6,7 |
| School M to M Student Quarterly Attendance (Pulaski County ONLY)(rpt406)..... | 3,5,6,7 |
| School Magnet Quarterly Attendance (Pulaski County ONLY)(rpt407)..... | 3,5,6,7 |
| School Magnet Quarterly Average Superintendent’s Attendance (Pulaski County ONLY) (rpt410)..... | 3,5,6,7 |
| School Quarterly Superintendent's Attendance (rpt401)..... | 3,5,6,7 |
| School Quarterly Averages Superintendent’s Attendance (rpt403)..... | 3,5,6,7 |
| School Student ELL Information (rpt330)..... | 2,3,4,5,6,7 |
| School Student Vision Listing (rpt483)..... | 3,6 |
| School Student Vision counts (rpt484)..... | 3,6 |
| School Superintendent Attendance by Grade (rpt402)..... | 3,5,6,7 |
| School Retention (rpt412)..... | 3 |
| School Student ID Change (rpt465)..... | 2,3,4,5,6,7 |
| School Student Status Information (rpt434)..... | 2,3,5 |
| SIP Vendor Report (rpt593)..... | 9 |
| Smart Core Waiver Report (rpt438)..... | 2,7 |
| Special Education Employee Detail (rpt213)..... | 4 |
| Special Education School Age Federal Child Count by Placement/Race (rpt704)..... | 4 |
| Special Education School Age Federal Child Count by Age/Disability (rpt705)..... | 4 |
| Special Education School Age Federal Child Count by Race/Disability (rpt706)..... | 4 |
| Special Education Early Childhood Detail Report (rpt731)..... | 4 |
| Special Education Early Childhood Federal Child Count by Placement/Age (rpt720)..... | 4 |
| Special Education Early Childhood Count by Placement/Race (rpt721)..... | 4 |
| Special Education Early Childhood Count by Program Type and Resident LEA (rpt722)..... | 4 |
| Special Education Early Childhood Count by Disability/Race/Gender (rpt723)..... | 4 |
| Special Education Early Childhood Count by Placement/Disability (rpt724)..... | 4 |
| Special Education Early Childhood Count by Age/Disability (rpt725)..... | 4 |
| Special Education School Age Detailed Information (rpt730)..... | 4,7 |

CSTATEWIDE INFORMATION SYSTEMS 2014/2015

**ADE REPORTS BY CYCLE
(REPORTS LISTED ALPHABETICALLY)**

| |
|-------------------------------|
| Cycle 1 – September 30 |
| Cycle 2 – October 15 |
| Cycle 3 – November 15 |
| Cycle 4 – December 15 |
| Cycle 5 – February 15 |
| Cycle 6 – April 15 |
| Cycle 7 – June 15 |
| Cycle 8 – July 31 |
| Cycle 9 – August 31 |

| <u>Report</u> | <u>Cycle</u> |
|---|---------------------|
| Special Education School Age State Discipline by Disability (rpt715) | 7 |
| Special Education School Age Detailed Information (rpt730)..... | 4,7 |
| Special Education School Age State Discipline by Disability (rpt715) | 7 |
| Special Education School Age Early Intervening Services (rpt732) | 7 |
| Special Education School Age Early Intervening Services 2 (School Age Only)(rpt732) | 7 |
| Special Education School Age Early Referral Tracking (rpt734) | 7 |
| Special Education School Age State Exiting by Disability/Age/Exit Status (rpt713) | 7 |
| Special Education School Age State Exiting by Race/Exit Status (rpt714)..... | 7 |
| Student Discipline Report (optional)(rpt424)..... | 7 |
| Student Grade Report by District and School (rpt475) | 7 |
| Supplemental Educational Services Vendor Report (rpt219)..... | 9 |
| Transportation Counts (rpt308) | 3,5,6,7 |
| Vocational School Report (rpt443)..... | 2,6 |

STATEWIDE INFORMATION SYSTEMS 2014/2015

PRIVATE SCHOOL APPENDICES CODES

| CODE | NAME |
|-------------|--|
| 5 | ABIDING FAITH CHRISTIAN SCHOOL |
| 10 | ACADEMY OF EXCELLENCE |
| 13 | ANNOOR ACADEMY - FORT SMITH |
| 15 | BALD KNOB CHRISTIAN ACADEMY |
| 20 | BEARDEN FELLOWSHIP BAPTIST |
| 25 | BEECH STREET WEE KIDS |
| 27 | BENTONVILLE 7TH DAY ADVENTIST CHURCH SCHOOL |
| 30 | BETHEL CHRISTIAN SCHOOL |
| 35 | BLESSED SACRAMENT – JONESBORO |
| 40 | BRIGHTER FUTURES CHRISTIAN ACADEMY |
| 45 | BRINKLEY ACADEMY |
| 50 | BRYANT CHRISTIAN ACADEMY |
| 53 | CABOT MONTESSORI SCHOOL |
| 55 | CALVARY CHRISTIAN ACADEMY – ALEXANDER |
| 56 | CALVARY CHRISTIAN ACADEMY – BERRYVILLE |
| 60 | CALVARY CHRISTIAN ACADEMY - FORREST CITY |
| 65 | CAMDEN CHRISTIAN ACADEMY |
| 70 | CATHOLIC HIGH SCHOOL FOR BOYS – LR |
| 71 | CENTER HILL SCHOOL |
| 75 | CHRIST LUTHERAN SCHOOL - LITTLE ROCK |
| 80 | CHRIST THE KING SCHOOL-LITTLE ROCK |
| 85 | CHRIST THE KING SCHOOL-FT SMITH |
| 90 | CHRISTIAN MINISTRIES |
| 95 | CLARK COUNTY CHRISTIAN ACADEMY |
| 100 | CLEAR SPRING SCHOOL |
| 105 | CLEBURNE COUNTY CHRISTIAN SCHOOL |
| 110 | COLUMBIA CHRISTIAN SCHOOL - MAGNOLIA |
| 115 | CORNERSTONE CHRISTIAN ACADEMY |
| 120 | CORNERSTONE CHRISTIAN SCHOOL |
| 125 | CORNERSTONE KINDERGARTEN |
| 130 | COVENANT CHRISTIAN |
| 135 | CROWLEY'S RIDGE ACADEMY – PARAGOULD |
| 136 | CURTIS KINDERGARTEN |
| 140 | EWING ADVENTIST JR. ACADEMY |
| 145 | FAITH CHRISTIAN SCHOOL |
| 150 | FAMILY CHURCH ACADEMY – BRYANT |
| 154 | AGAPE ACADEMY- LITTLE ROCK |
| 155 | FAYETTEVILLE CHRISTIAN SCHOOL – FAYETTEVILLE |
| 156 | ARK. RIVER VALLEY MONTESSORI – LR |
| 159 | CENTRAL ARKANSAS CHRISTIAN SCHOOL – LR |
| 160 | FIRST ASSEMBLY OF GOD ACADEMY |
| 165 | FIRST BAPTIST CHRISTIAN CENTER |
| 170 | FIRST LUTHERAN SCHOOL - FORT SMITH |
| 175 | FIRST UNITED METHODIST |
| 180 | FIRST-STEP HOT SPRINGS |
| 185 | FORT SMITH CHRISTIAN |
| 190 | FORT SMITH MONTESSORI |
| 193 | FRIENDSHIP CHRISTIAN ACADEMY – MARIANNA |
| 195 | FULL GOSPEL ACADEMY |

STATEWIDE INFORMATION SYSTEMS 2014/2015

PRIVATE SCHOOL APPENDICES CODES

| CODE | NAME |
|-------------|--|
| 200 | GENTRY MENNONITE SCHOOL |
| 205 | GLENWOOD CHRISTIAN SCHOOL |
| 210 | GRACE BAPTIST SCHOOL |
| 215 | GRACE CHRISTIAN ACADEMY |
| 220 | GRAND PRAIRIE EVANGELICAL |
| 222 | HARRISON SEVENTH DAY ADVENTIST |
| 225 | HARVEST TIME ASSEMBLY |
| 230 | HARVEST TIME CHRISTIAN SCHOOL |
| 234 | HERITAGE CHRISTIAN SCHOOL - LITTLE ROCK |
| 240 | HOBSON KINDERGARTEN |
| 245 | HOLINESS BIBLE SCHOOL |
| 250 | HOLY REDEEMER CATHOLIC SCHOOL |
| 255 | HOLY ROSARY SCHOOL - STUTTGART |
| 257 | HOT SPRINGS COMMUNITY SCHOOL |
| 260 | IMMACULATE CONCEPTION SCHOOL - NLR |
| 265 | IMMACULATE CONCEPTION CATHOLIC - BLYTHEVILLE |
| 270 | IMMACULATE CONCEPTION SCHOOL - FORT SMITH |
| 275 | IMMACULATE HEART OF MARY - NLR |
| 280 | INT ACADEMY OF CHRISTIAN FAITH |
| 285 | CAVANAUGH CHILDREN'S CENTER |
| 290 | LAKE CITY CHRISTIAN ACADEMY |
| 295 | LEE ACADEMY |
| 297 | LIFE WAY CHRISTIAN SCHOOL – CENTERTON |
| 300 | LIGHTHOUSE CHRISTIAN ACADEMY |
| 305 | LITTLE FRIENDS KINDERGARTEN |
| 310 | LIVING FAITH CHRISTIAN ACADEMY |
| 315 | LUTHERAN HIGH SCHOOL - LITTLE ROCK |
| 320 | LUXORA BAPTIST ACADEMY |
| 325 | MARANATHA BAPTIST CHRISTIAN |
| 330 | MARANATHA BAPTIST ACADEMY |
| 333 | MONTESSORI CHILDREN'S SCHOOLHOUSE - HARRISON |
| 335 | MOUNT ST. MARY ACADEMY - LITTLE ROCK |
| 339 | MOUNTAIN HOME CHRISTIAN ACADEMY |
| 340 | MTN. HOME SEVENTH DAY ADVENTIST |
| 345 | NASHVILLE CHRISTIAN ACADEMY |
| 350 | NASHVILLE CHRISTIAN DAY SCHOOL |
| 351 | NEW HEIGHTS CHRISTIAN SCHOOL - BENTONVILLE |
| 352 | NEW LIFE CHRISTIAN ACADEMY - WALDRON |
| 355 | NORTHSIDE CHRISTIAN ACADEMY |
| 357 | OAK GROVE MONTESSORI SCHOOL - SPRINGDALE |
| 360 | OUACHITA HILLS ACADEMY |
| 365 | OUR LADY OF FATIMA SCHOOL - BENTON |
| 370 | OUR LADY OF GOOD COUNSEL |
| 375 | OUR LADY OF HOLY SOULS - LITTLE ROCK |
| 380 | OZARK ADVENTIST SCHOOL - GENTRY |
| 382 | PATHWAY CHRISTIAN ACADEMY-ARMOREL |
| 385 | PENTECOSTAL ACADEMY |
| 390 | PINE BLUFF CHRISTIAN ACADEMY |
| 395 | PRIM CHRISTIAN SCHOOL |

STATEWIDE INFORMATION SYSTEMS 2014/2015

PRIVATE SCHOOL APPENDICES CODES

| CODE | NAME |
|-------------|--|
| 399 | MT. HOME CHRISTIAN ACADEMY |
| 400 | RIVER VALLEY CHRISTIAN SCHOOL |
| 405 | SACRED HEART CATHOLIC SCHOOL - MORRILTON |
| 410 | SAINT EDWARDS SCHOOL |
| 415 | SAINT MICHAELS |
| 420 | SALEM LUTHERAN SCHOOLS |
| 425 | SEVENTH DAY ADVENTIST SCHOOL-DEQUEEN |
| 430 | SEVENTH DAY ADVENTIST SCHOOL-FORT SMITH |
| 435 | SHILOH CHRISTIAN SCHOOL - SPRINGDALE |
| 440 | ST. BONIFACE SCHOOL - FORT SMITH |
| 445 | ST. JOHN CATHOLIC SCHOOL-HOT SPRINGS |
| 450 | ST. JOHN CATHOLIC SCHOOL-RUSSELLVILLE |
| 455 | ST. JOHN'S LUTHERAN - STUTTGART |
| 460 | ST. JOSEPH SCHOOL - FAYETTEVILLE |
| 465 | ST. JOSEPH SCHOOL - CONWAY |
| 470 | ST. JOSEPH CATHOLIC SCHOOL-PARIS |
| 475 | ST. JOSEPH JR HIGH |
| 480 | ST. JOSEPH SR HIGH |
| 485 | ST. MARY'S CATHOLIC SCHOOL - NORTH LITTLE ROCK |
| 490 | ST. MARY'S CATHOLIC SCHOOL - PARAGOULD |
| 500 | ST. MARY'S SCHOOL - LAKE VILLAGE |
| 505 | ST. PATRICK'S CATHOLIC SCHOOL |
| 510 | ST. PAUL ELEMENTARY SCHOOL |
| 515 | ST. PETER'S CATHOLIC - PINE BLUFF |
| 517 | ST. RAPHAEL CATHOLIC SCHOOL - SPRINGDALE |
| 520 | ST. THERESA CATHOLIC SCHOOL - LR |
| 525 | ST. VINCENT DE PAUL CATHOLIC - ROGERS |
| 526 | SOUTH ARKANSAS CHRISTIAN SCHOOL - LEWISVILLE |
| 529 | SPRINGDALE ADVENTIST SCHOOL - SPRINGDALE |
| 530 | SUBIACO ACADEMY - SUBIACO |
| 532 | SUNSHINE VALLEY ACADEMY - WALDRON |
| 535 | THE ANTHONY SCHOOL - LITTLE ROCK |
| 540 | THE NEW SCHOOL - FAYETTEVILLE |
| 545 | TRINITY CHRISTIAN ACADEMY-GREEN FOREST |
| 550 | TRINITY CHRISTIAN ACADEMY-SILOAM SPRINGS |
| 560 | TRINITY CHRISTIAN SCHOOL-BRADFORD |
| 562 | TRINITY CHRISTIAN ACADEMY- HAMBURG |
| 565 | TRINITY CHRISTIAN SCHOOLS - TEXARKANA |
| 570 | TRINITY EPISCOPAL SCHOOL - PINE BLUFF |
| 575 | TRINITY HOLINESS |
| 580 | TRINITY JUNIOR HIGH SCHOOL - FORT SMITH |
| 585 | VAN BUREN CHRISTIAN ACADEMY |
| 590 | VERITAS SCHOOL |
| 595 | VICTORY BAPTIST SCHOOL |
| 600 | VICTORY CHRISTIAN SCHOOL |
| 602 | WALNUT FARM MONTESSORI SCHOOL – BENTONVILLE |
| 605 | WEST MEMPHIS CHRISTIAN SCHOOL - WEST MEMPHIS |
| 610 | WINTHROP BAPTIST ACADEMY |
| 615 | WOODLAND HILLS CHRISTIAN SCHOOL |

STATEWIDE INFORMATION SYSTEMS 2014/2015

PRIVATE SCHOOL APPENDICES CODES

| CODE | NAME |
|------|--|
| 620 | WORD OF FAITH CHRISTIAN |
| 625 | WORD OF OUTREACH CHRISTIAN ACADEMY - LR |
| 630 | ABUNDANT LIFE SCHOOL - SHERWOOD |
| 632 | AMBASSADOR BAPTIST ACADEMY |
| 635 | ARKANSAS BAPTIST SCHOOL SYSTEM - LR |
| 640 | THE CATHEDRAL SCHOOL – LR |
| 645 | CENTRAL ARKANSAS CHRISTIAN SCHOOL, INC - NLR |
| 650 | CONWAY CHRISTIAN SCHOOL - CONWAY |
| 655 | CROSSGATE CHRISTIAN ACADEMY - HOT SPRINGS |
| 660 | EPISCOPAL COLLEGIATE SCHOOL - LR |
| 665 | HARDING ACADEMY – SEARCY |
| 670 | LITTLE ROCK CHRISTIAN ACADEMY - LITTLE ROCK |
| 675 | NORTH LITTLE ROCK CATHOLIC ACADEMY - NLR |
| 680 | PULASKI ACADEMY – LR |
| 685 | RIDGEFIELD CHRISTIAN SCHOOL - JONESBORO |
| 690 | SECOND BAPTIST CHRISTIAN ACADEMY - LR |
| 695 | SOUTHWEST CHRISTIAN ACADEMY - LR |
| 700 | ST. EDWARD CATHOLIC SCHOOL – LR |
| 705 | ST. JOSEPH CATHOLIC HIGH SCHOOL - PINE BLUFF |
| 706 | UMPIRE CHRISTIAN SCHOOL |
| 710 | UNION CHRISTIAN ACADEMY - FORT SMITH |
| 715 | WEST SIDE CHRISTIAN SCHOOL - EL DORADO |
| 720 | AMBASSADORS FOR CHRIST ACADEMY - BENTONVILLE |
| 725 | AVILLA CHRISTIAN ACADEMY - ALEXANDER |
| 730 | COMMUNITY CHRISTIAN SCHOOL - RUSSELLVILLE |
| 735 | CONCORDIA CHRISTIAN ACADEMY - JONESBORO |
| 740 | DE SOTO SCHOOL, INC. - WEST HELENA |
| 745 | GARRETT MEMORIAL CHRISTIAN SCHOOL - HOPE |
| 750 | GRACE LUTHERAN SCHOOL - LOWELL |
| 755 | HOPE LUTHERAN SCHOOL - JACKSONVILLE |
| 760 | THE HUDA ACADEMY - LR |
| 765 | LIBERTY CHRISTIAN SCHOOL - SEARCY |
| 770 | MISS SELMA'S SCHOOLS - LR |
| 775 | ST. MICHAEL'S SCHOOL - WEST MEMPHIS |
| 780 | JACKSONVILLE CHRISTIAN |
| 790 | GOSPEL CHRISTIAN ACADEMY |
| 795 | EAST SIDE BAPTIST ACADEMY |
| 800 | CALVARY CHRISTIAN ACADEMY |
| 805 | RIDGEWAY CHRISTIAN SCHOOL - PINE BLUFF |
| 810 | ST. PAUL CATHOLIC SCHOOL – POCAHONTAS |
| 815 | CROSSPOINT PREPARATORY SCHOOL |
| 820 | OLA CHRISTIAN ACADEMY |
| 904 | GRACE LUTHERAN PRIVATE SCHOOL - ROGERS |
| 905 | ASPIRE CHRISTIAN ACADEMY – LITTLE ROCK |
| 910 | ANH MONTESSORI SCHOOL - ROGERS |
| 915 | BENTONVILLE CHRISTIAN ACADEMY – BENTONVILLE |

STATEWIDE INFORMATION SYSTEMS 2014/2015

DATA CHANGES CONTAINED WITHIN THIS YEAR'S SIS Manual

CYCLE 1:

1. The **CSPR Tables and Reports** are not being collected this year. *
2. All **Employee Table** fields are being pulled in all 4 of the **Employee Table** cycles now. Page 59 *
3. Added a **Location Name Field** to the **Finance Revenue Table**. Page 78 *

CYCLE 2:

1. The **ALE Days Table** has added a **Special Education Status Field**. Page 28 *
2. A **Digital Learning column (digital_learn)** has been added to the Class Table in place of the Distance Learning column and options have changed for the new column. The options are CV = Compressed/Interactive Video, WB = Web Based and NA = Not Applicable. Page 34 *
3. **Digital Learning columns (digital_prov & digital_type)** have been added to the Class Table. Page 37 *
4. A **Digital Learning Arkansas Approved List** has been added to the Manual. Page 198 *
5. All **Employee Table** fields are being pulled in all 4 of the **Employee Table** cycles now. Page 59
6. The **Student Table** added a new Meal Status option of "4 = Direct Certification" to the student meal status field (ST0210). Page 132 *
7. The **Student Table** removed the "UY = Unaccompanied Youth" option from the **Homeless Type field** (ST0265). Page 133 *
8. The **Student Table** added a new **Homeless Unaccompanied Youth Status Field** (ST0395). Page 135 *
9. **Reports 331, 431, 336 and 436** must be changed to accommodate the **Student Meal Status change** in the Student Table. *

CYCLE 3:

1. The **ALE Days Table** has added a **Special Education Status Field**. Page 28.
2. The **District Table** has added a **School Bus Safety Plan Field**. and a **Random Drug Tesmt Field**. And the **Employee Health Insurance Premium** minimum has been raised to \$150.00. Page 43 *
3. The **Bus Transportation Personnel Table** has added a **CDL Endorsements Field**, a **Central Registry Check Field**, and a **TB Skin Test Field**. Page 32 *
4. The **Safety Table** is not collecting a **tornado drill in Cycle 3** for October this year. Page 96 *

STATEWIDE INFORMATION SYSTEMS 2014/2015

DATA CHANGES CONTAINED WITHIN THIS YEAR'S SIS Manual

5. The **Student Table** added a new Meal Status option of "4 = Direct Certification" to the student meal status field (ST0210). Page 132
6. The **Student Table** added a new **Homeless Unaccompanied Youth Status Field** (ST0395). Page 135
7. The **Student Table** removed the "UY = Unaccompanied Youth" option from the **Homeless Type field** (ST0265). Page 133

CYCLE 4:

1. The **ALE Days Table** has added a **Special Education Status Field**. Page 28.
2. The **Special Education Early Childhood Table** has added a **Special Education Teacher ID Field**, a **Special Education Teacher Name Field**, a **Special Education Speech Therapist ID field**, and a **Special Education Speech Therapist Name field**. Page 114 *
3. The **Special Education School Age Table** changed the LEA School (building code) to be the last three digits of the school number assigned by the state. Page 126 *
4. The **Special Education School Age Table** has added a **Special Education Teacher ID Field**, a **Special Education Teacher Name Field**, a **Special Education Speech Therapist ID Field**, and a **Special Education Speech Therapist Name Field**. Page 128 *
5. The **Student Table** added a new Meal Status option of "4 = Direct Certification" to the student meal status field (ST0210). Page 132
6. The **Student Table** added a new **Homeless Unaccompanied Youth Status Field** (ST0395). Page 135
7. The **Student Table** removed the "UY = Unaccompanied Youth" option from the **Homeless Type field** (ST0265). Page 133

CYCLE 5:

1. The **ALE Days Table** has added a **Special Education Status Field**. Page 28.
2. The **Student Table** added a new Meal Status option of "4 = Direct Certification" to the student meal status field (ST0210). Page 132
3. The **Student Table** added a new **Homeless Unaccompanied Youth Status Field** (ST0395). Page 135
4. The **Student Table** removed the "UY = Unaccompanied Youth" option from the **Homeless Type field** (ST0265). Page 133

STATEWIDE INFORMATION SYSTEMS 2014/2015

DATA CHANGES CONTAINED WITHIN THIS YEAR'S SIS Manual

CYCLE 6:

1. The **ALE Days Table** has added a **Special Education Status Field**. Page 28.
2. The **District Table** has added a **School Bus Safety Plan Field**. and a **Random Drug Test Field**. Page 50
3. The **Class Table** is now being reported in Cycle 6 . Page 34
4. The **Employee Table** is now being reported in Cycle 6 . Page 52
5. Permanently removed EM0214 (**Insurance Eligibility**) and EM0215 (**Insurance Participation**) from the **Employee Table** starting with Cycle 6 of 2014-2015 school year.
6. The **Employee Table** is now being reported in Cycle 6 . Page 52
7. The **Job Assignment Table** is now being reported in Cycle 6 . Page 87
8. The **Register Table** is now being reported in Cycle 6 . Page 98
9. **Report 202** (rpt202) Employee Certified Staff Job Analysis – This report was added to Cycle 6. Page 18
10. **Report 206** (rpt206) Employee Certificated Staff Job Analysis (Out-of-District) – This report was added to Cycle 6. Page 18
11. **Report 207** (rpt207) Digital Learning – This report was added to Cycle 6. Page 18
12. **Report 211** (rpt211) Employee Classified Staff Job Analysis – This report was added to Cycle 6. Page 18
13. **Report 218** (rpt218) Insurance Eligible/Participant Report – This report was added to Cycle 6. Page 18
14. **Report 218** (rpt218) Insurance Eligible/Participant Report – This report was removed to Cycle 6 and all the cycles per Kathleen Crain's request. Page 18
15. **Report 223** (rpt223) Para-Professional Report – This report was added to Cycle 6. Page 18
16. **Report 252** (rpt252) School Concurrent Credit – This report was added to Cycle 6. Page 18
17. **Report 253** (rpt253) District Concurrent Credit – This report was added to Cycle 6. Page 18
18. **Report 443** (rpt443) Vocational School Report – This report was added to Cycle 6. Page 18
19. **Report 457** (rpt457) Highly Qualified Teacher – This report was added to Cycle 6. Page 19
20. The **Student Table** added a new Meal Status option of "4 = Direct Certification" to the student meal status field (ST0210). Page 132
21. The **Student Table** added a new **Homeless Unaccompanied Youth Status Field** (ST0395). Page 135

STATEWIDE INFORMATION SYSTEMS 2014/2015

DATA CHANGES CONTAINED WITHIN THIS YEAR'S SIS Manual

22. The **Student Table** removed the "UY = Unaccompanied Youth" option from the **Homeless Type field** (ST0265). Page 133
23. Added "905 ASPIRE CHRISTIAN ACADEMY" to the Private School Appendix. Page 208

CYCLE 7:

1. The **ALE Days Table** has added a **Special Education Status Field**. Page 28.
2. A **Digital Learning column (digital_learn)** has been added to the Class Table in place of the Distance Learning column and options have changed for the new column. The options are CV = Compressed/Interactive Video, WB = Web Based and NA = Not Applicable. Page 34
3. **Digital Learning columns (digital_prov & digital_type)** have been added to the Class Table. Page 37
4. A **Digital Learning Arkansas Approved List** has been added to the Manual. Page 198
5. The **Medical Hearing Table** has added an option to the **Referral Field**. The option is U = Audiologist. Page 95 *
6. The **Medical Scoliosis Table** has added a Scoliosis **Status** field. The only possible outcomes are Pass or Fail.
7. The **Special Education Referral Tracking Table** changed the LEA School (building code) to be the last three digits of the school number assigned by the state. Page 122
8. The **Special Education School Age Table** changed the LEA School (building code) to be the last three digits of the school number assigned by the state. Page 126
9. The **Student Table** added a new Meal Status option of "4 = Direct Certification" to the student meal status field (ST0210). Page 132
10. The **Student Table** added a new **Homeless Unaccompanied Youth Status Field** (ST0395). Page 135
11. The **Student Table** removed the "UY = Unaccompanied Youth" option from the **Homeless Type field** (ST0265). Page 133
12. Added "905 ASPIRE CHRISTIAN ACADEMY" to the Private School Appendix. Page 208

CYCLE 8:

1. All **Employee Table** fields are being pulled in all 4 of the **Employee Table** cycles now. Page 59
2. Added **Page 36-37 Detail Table**. Page 73 *

STATEWIDE INFORMATION SYSTEMS 2014/2015

DATA CHANGES CONTAINED WITHIN THIS YEAR'S SIS Manual

CYCLE 9:

1. All **Employee Table** fields are being pulled in all 4 of the **Employee Table** cycles now. Page 59
2. Added a Location Name Field to the **Finance Revenue Table**. Page 78
3. A new **SIP Vendor Table** has been added this year. Page 83 *
4. There is also a **Vendor (SIP) Report** (rpt593) added in Cycle 9. Page 23 *