



**ARKANSAS
DEPARTMENT
OF EDUCATION**

**STATEWIDE INFORMATION SYSTEM (SIS)
DATA DICTIONARY/HANDBOOK**

2013/2014

Dr. Tom Kimbrell, Commissioner

**James Boardman, Assistant Commissioner
Research & Technology**

Technical Assistance

**Arkansas Department of Education
Research & Technology**

**Larry Cunningham
501/682-1828**

Larry.Cunningham@arkansas.gov

**Arkansas Department of Education
Research & Technology**

**Arijit Sarkar
501/682-1524**

Arijit.Sarkar@arkansas.gov

STATEWIDE INFORMATION SYSTEM 2013/2014

TABLE OF CONTENTS

I.	Project Overview	1
II.	SIS Overview	4
III.	Record Relationships (District).....	5
IV.	Record Relationships (School)	7
V.	Data Submission Cycles	8
VI.	Submission Cycles, Tables, Data, and Reports	
	Cycle 1:	
	Annual Reports due for Cycle 1.....	11
	Cycle 2:	
	Annual Reports due for Cycle 2.....	12
	Cycle 3:	
	Annual Reports due for Cycle 3.....	14
	Cycle 4:	
	Annual Reports due for Cycle 4.....	16
	Cycle 5:	
	Annual Reports due for Cycle 5.....	17
	Cycle 6:	
	Annual Reports due for Cycle 6.....	18
	Cycle 7:	
	Annual Reports due for Cycle 7.....	20
	Cycle 8:	
	Annual Reports due for Cycle 8.....	22
	Cycle 9:	
	Annual Reports due for Cycle 9.....	23
VII.	Database Schema Definitions	24
	1. Act 61	25
	2. Act 61ii	26
	3. ALE (Annual Report)	27
	4. ALE Days	28
	5. Bus	29
	6. Bus - Supplemental Transportation	31
	7. Bus - Transportation Personnel.....	32
	8. Calendar	33
	9. Class	34
	10. Contact Persons.....	38
	11. CSPR – District Corrective Action	40
	12. CSPR - Restructuring.....	41
	13. CSPR – School Corrective Action.....	42
	14. CSPR - 1003(a) Strategy.....	43
	15. CSPR – 1003(g) Strategy.....	45
	16. Discipline.....	47
	17. District	49
	18. Finance – Act 28	53

STATEWIDE INFORMATION SYSTEM 2013/2014

TABLE OF CONTENTS (CONTINUED)

19. Finance – Bank Reconciliation	57
20. Finance – Building Loss	58
21. Finance - Employee	59
22. Finance – Employee - Additional Duties	61
23. Finance – Employee Base Salary	62
24. Finance – Employee Benefits	64
25. Finance – Employee Bonus	65
26. Finance – Employee Fringe Benefits	66
27. Finance – Employee Salary/Benefits	67
28. Finance – Expenditure	68
29. Finance – General Ledger	70
30. Finance – Journal Entry	72
31. Finance – Page 36 & 37	73
32. Finance – Programs on Behalf of Other Agencies	75
33. Finance – Property Values	76
34. Finance – Revenues	77
35. Finance – Salary Ranges	78
36. Finance – Salary Schedules	81
37. Finance – School Improvement Provider (SIP) Vendor	82
38. Finance – Supplemental Educational Services (SES) Provider	83
39. Finance – Underpayments	84
40. Equity – Compliance Reports	85
41. Equity – Disability504	86
42. Equity – Gender Equity	87
43. Equity – National Origin	88
44. Equity – Race	89
45. Facility Building	90
46. Graduate	92
47. Job Assignment	93
48. Medical Hearing	94
49. Medical Immunization	95
50. Medical Scoliosis	96
51. Medical Vision	97
52. Private Schools (Federal Programs)	99
53. Private Schools – Title I (Federal Programs)	101
54. Professional Development	102
55. Register	104
56. Safety Drill	105
57. School	106
58. Special Education – Early Childhood	111
59. Special Education – Early Intervening Services 1(School Age Only)	115
60. Special Education – Early Intervening Services 2(School Age Only)	117
61. Special Education – Employee	118
62. Special Education – Referral Tracking	121
63. Special Education – School Age	125
64. Student	129
65. Student Attendance	135
66. Student Grades	136
67. Student ID Change	137

STATEWIDE INFORMATION SYSTEM 2013/2014

TABLE OF CONTENTS (CONTINUED)

VIII. Appendix

A. County (Listing to include districts within each county)	144
B. District LEAs.....	149
C. School LEAs.....	152
D. Arkansas Educational Cooperatives	161
E. Vocational Centers and Postsecondary Schools.....	162
F. Arkansas Licensed Job Codes	163
G. Arkansas Classified Job Codes.....	168
H. Language Codes	171
I. Course Codes.....	173
J. Page 36 & 37 Position Cross Reference.....	196
K. Reports Listed Alphabetically with Corresponding Cycle	199
L. Private School Codes.....	205

STATEWIDE INFORMATION SYSTEM 2013/2014

PROJECT OVERVIEW

Authority and Objectives

The Statewide Information System (SIS) implements the provisions of several Arkansas General Assembly enactments which mandate that the Arkansas Department of Education (ADE) make extensive use of information technology at the state and local levels to provide accurate and timely information to policy makers and to reduce the state reporting burden. Ark. Code Annotated {6-11-124 (Repl. 1993) requires the implementation of a statewide computer network that will connect all school systems and the ADE. Ark. Code Annotated {6-15-807 directs the ADE to implement automated data systems for financial and education reporting which develop methods for longitudinal studies for school improvement and reduce the number of reports required to be submitted to the ADE. Ark. Code Annotated {6-11-125} directs the ADE to reduce the amount of paperwork submitted by school districts by utilizing to the fullest extent possible the information technology network beginning no later than July 1, 1998.

The objectives of the SIS are to:

- A. Ensure that every school district has access to comparable administrative computing systems and services with which to meet all local and state requirements.
- B. Promote increased compatibility of the administrative records and data maintained by each district office and school site.
- C. Reduce the paperwork and reporting burden of school sites and district offices.
- D. Increase the accuracy and timeliness of data submitted by school districts to the ADE for state and federal reporting, program analysis, and evaluation.
- E. Result in the availability at the state level of a comprehensive and integrated database of information about students, programs, district personnel, and finances to be utilized for planning and policy-making.

STATEWIDE INFORMATION SYSTEM 2013/2014

PROJECT OVERVIEW

Authority and Objectives

SIS Implementation Requirements for Districts and Education Service Cooperatives

Every school district must have implemented an automated district information system meeting the following requirements:

- A. The district information system must contain a centralized system of records and data for all schools, programs, staff, finances and facilities.
- B. For local record keeping, the district information system must provide the business functions of accounts payable, general ledger, purchasing, inventory, fixed assets, personnel, and payroll. Student functions must include daily and class attendance, course scheduling, report cards and permanent records, special education, health, discipline, as well as other demographic and program information defined as necessary by the ADE.
- C. The district information system must comply with all data definitions and procedures specified by the ADE for financial accounting, personnel records, and student records. This shall include implementation of Handbook IIR2 standards for financial accounting, state student numbering procedures, common course number and title conventions, automated attendance record keeping procedures, permanent record content, and requirements for calculation of high school grade point averages.

SIS Requirements for the Arkansas Department of Education

The ADE will make available to every district all required data elements, records, and procedures for local record keeping and state reporting in a document called the SIS Handbook.

This SIS Handbook will be updated once annually to reflect all changes in requirements resulting from state or federal laws and regulations. The ADE shall make every effort to distribute the annual update as far in advance of each new fiscal year as possible. The online version (<http://apscn.org>, click on the SIS menu, then select “Statewide Information System”) is scheduled for release March 1st of every year. Hard copy versions will be distributed during the summer APSCN/ADE training sessions or upon request.

If changes to the SIS Handbook become necessary after its initial release and printing, updates will be made in an addendum online located on the APSCN website. There will be no corrections to the hard copy issue and the printed books will not be revised.

STATEWIDE INFORMATION SYSTEM 2013/2014

PROJECT OVERVIEW

Confidentiality and Access Standards

The ADE shall implement the following procedures for the privacy, security, and retention of all district, student, personnel, financial data and records collected, maintained, and utilized at the state level:

A. Privacy of Records

1. Individual, personally identifiable student records collected and maintained by the ADE shall be accessible only to authorized state education officials as prescribed by the Family Educational Rights and Privacy Act (FERPA) under 20 U.S.C. 1232G and 34 CRF Part 99.
2. The ADE shall not disclose personally identifiable individual student records to any person, institution, agency, or organization except as authorized by federal and state law and regulation. The ADE shall only use personal identifiable student information to prepare and publish aggregate reports and analysis.

B. Data Security

1. The Arkansas Department of Education (ADE) and Arkansas Public School Computer Network (APSCN) will control stringently access to data and records submitted by school districts through security conventions and procedures that are established by ADE and APSCN.
2. Appropriate computer security will be implemented to ensure that users will be granted access only to the data necessary to complete federal or state-mandated activities.

C. Records Retention

1. The ADE shall establish record retention procedures for maintaining and destroying personally identifiable district information.
2. Except as required for auditing or monitoring activities, or for the evaluation of state or federal programs, personally identifiable records shall be destroyed according to a schedule developed by the ADE.

STATEWIDE INFORMATION SYSTEM 2013/2014

SIS OVERVIEW

The Arkansas Department of Education (ADE) and Arkansas Public School Computer Network (APSCN) in cooperation with the Department of Information Services (DIS) has developed a state reporting process design that will allow Arkansas school districts to report their data electronically over the statewide network to the ADE.

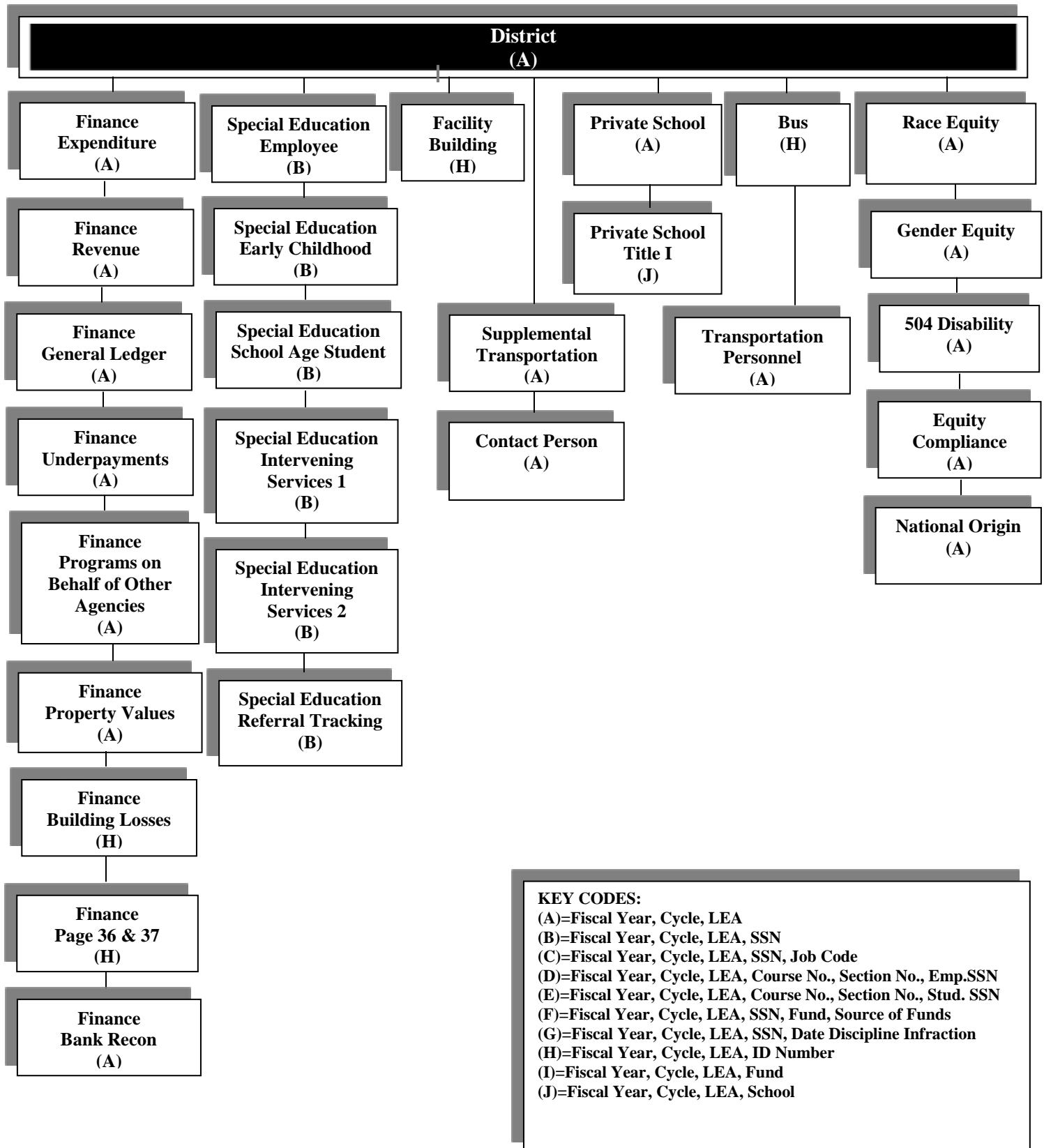
Both ADE and APSCN approve the database structure. A relational database design has been implemented as outlined in the Record Relationships chart. Data is collected as it directly relates to one of the records outlined. When the data to be collected is not available, data screens are provided by the APSCN programming staff to collect required data (i.e. bus and facility data).

The data submissions will be transmitted in accordance with the reporting cycles outlined in the Data Submission Cycles chart (page 8-10). All unit records are cyclic and must be submitted in their entirety by their due date(s). There will be a calculated elements database created from the unit records submitted by each district. The programs that create these data elements will be used for all calculations at the APSCN and ADE, ensuring that all formulas and/or logic that derive items such as Average Daily Attendance (ADA) are the same for all parties.

APSCN provides procedural instructions, release notes and documentation for each cycle. This information is published far enough in advance of each cycle to give the user time to meet the cycle submission due date. It can be accessed by going on the Internet to the APSCN web site at <http://apscn.org> click on the SIS menu, then select "Statewide Information System." Only district personnel selected to perform state reporting coordinator duties will execute record submissions by utilizing the APSCN_GUI (Graphical User Interface) on their network-connected workstation. All reports produced for a cycle should be reviewed by appropriate district, school, food service, and counselor personnel for accuracy prior to submission to the ADE. Once the data submission is complete, each district is required by the ADE to sign and return the "Certification of Data Accuracy" form (one for each cycle) to the ADE. This form is part of the release notes provided by APSCN for each cycle.

STATEWIDE INFORMATION SYSTEM 2013/2014

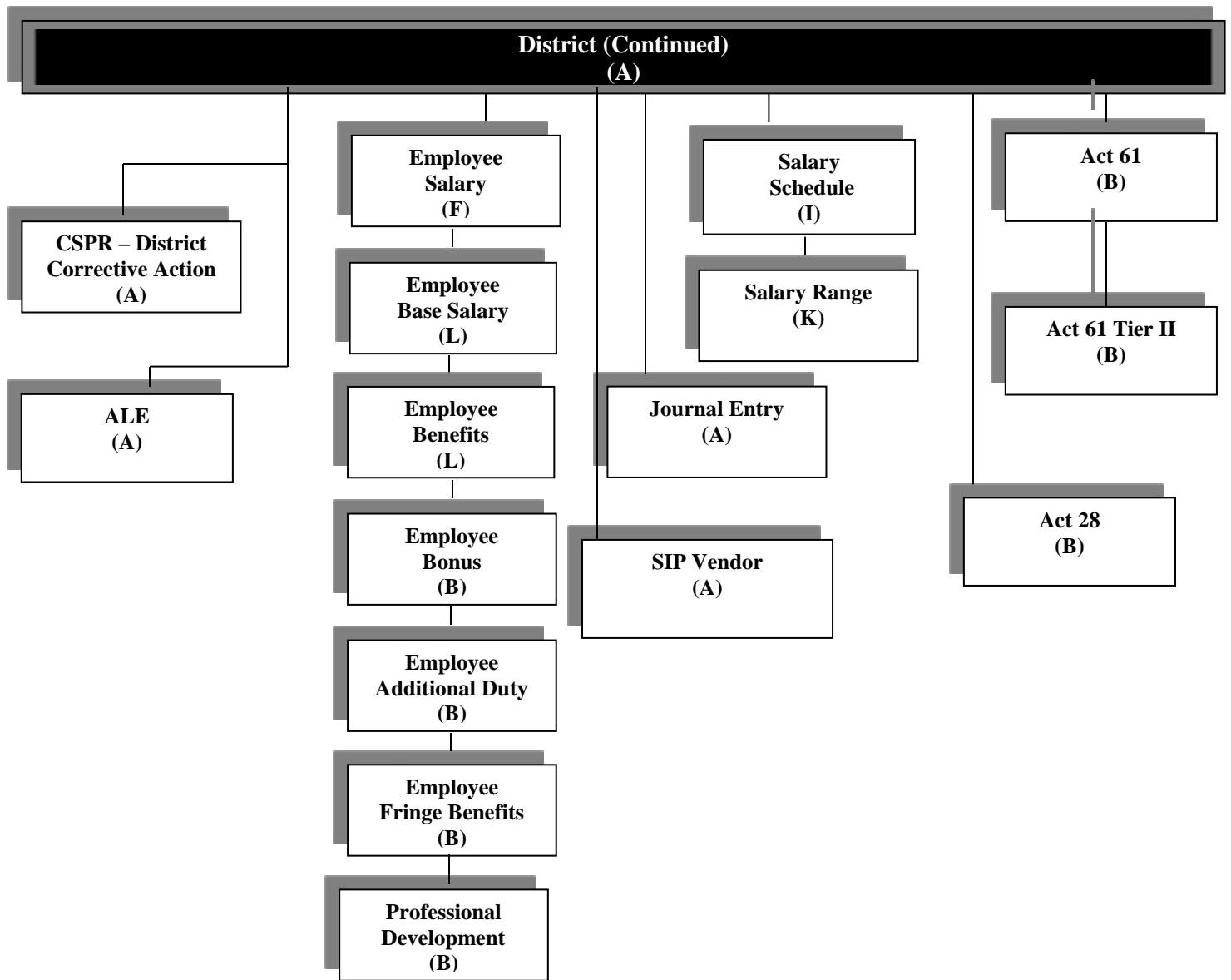
RECORDS RELATIONSHIPS



KEY CODES:
 (A)=Fiscal Year, Cycle, LEA
 (B)=Fiscal Year, Cycle, LEA, SSN
 (C)=Fiscal Year, Cycle, LEA, SSN, Job Code
 (D)=Fiscal Year, Cycle, LEA, Course No., Section No., Emp.SSN
 (E)=Fiscal Year, Cycle, LEA, Course No., Section No., Stud. SSN
 (F)=Fiscal Year, Cycle, LEA, SSN, Fund, Source of Funds
 (G)=Fiscal Year, Cycle, LEA, SSN, Date Discipline Infraction
 (H)=Fiscal Year, Cycle, LEA, ID Number
 (I)=Fiscal Year, Cycle, LEA, Fund
 (J)=Fiscal Year, Cycle, LEA, School

STATEWIDE INFORMATION SYSTEM 2013/2014

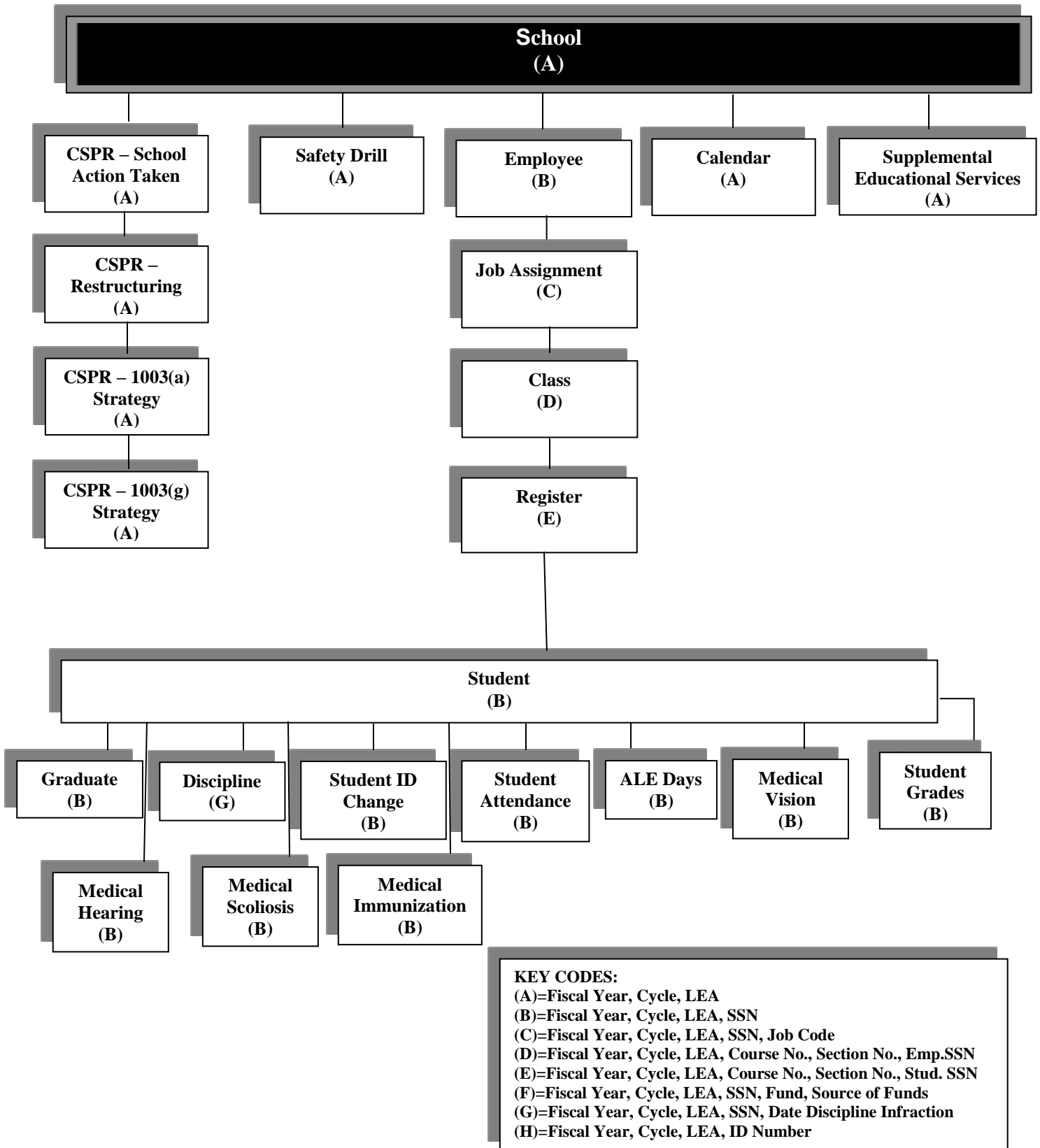
RECORD RELATIONSHIPS



KEY CODES:
 (A)=Fiscal Year, Cycle, LEA
 (B)=Fiscal Year, Cycle, LEA, SSN
 (C)=Fiscal Year, Cycle, LEA, SSN, Job Code
 (D)=Fiscal Year, Cycle, LEA, Course No., Section No., Emp.SSN
 (E)=Fiscal Year, Cycle, LEA, Course No., Section No., Stud. SSN
 (F)=Fiscal Year, Cycle, LEA, SSN, Fund, Source of Funds
 (G)=Fiscal Year, Cycle, LEA, SSN, Date Discipline Infraction
 (H)=Fiscal Year, Cycle, LEA, ID Number
 (I)=Fiscal Year, Cycle, LEA, Fund
 (J)=Fiscal Year, Cycle, LEA, Salary Code
 (K)=Fiscal Year, Cycle, LEA, Salary Code, Salary Range
 (L)= Fiscal Year, Cycle, LEA, Salary Code, Salary Range, SSN

STATEWIDE INFORMATION SYSTEM 2013/2014

RECORD RELATIONSHIPS



STATEWIDE INFORMATION SYSTEM 2013/2014

DATA SUBMISSION CYCLES

ALE (AS)							X		
ALE DAYS (AL)		X	X	X	X	X	X		
BUS (BU)			X		X	X	X		
CALENDAR (CA)	X	X	X	X	X	X	X		
CLASS (CL)		X					X		
CONTACT PERSON (CO)	X	X	X	X	X	X	X	X	X
CSPR – DISTRICT CORRECTIVE ACTION (DA)	X								
CSPR – RESTRUCTURING (SM)	X								
CSPR – SCHOOL CORRECTIVE ACTION (SN)	X								
CSPR – 1003(a) STRATEGY (CS)	X								
CSPR – 1003(g) STRATEGY (CG)	X								
DISCIPLINE (DS)							X		
DISTRICT (DI)	X	X	X	X	X	X	X	X	X
EQUITY 504 DISABILITY (AD)		X							
EQUITY COMPLIANCE (AE)		X							
EQUITY GENDER (GE)		X							
EQUITY NATIONAL ORIGIN (NO)		X							
EQUITY RACE (RE)		X							
FACILITY BUILDING (FB)							X		
FEDERAL PROGRAMS PRIVATE SCHOOL (S) (PS)						X			
FEDERAL PROGRAMS PRIVATE SCHOOL (S) TITLE I (PT)						X			
FINANCE – ACT 28 (AT)									X
FINANCE – ACT 61 (AC)				X					
FINANCE – ACT 61ii (AI)							X		
FINANCE – BANK RECON (BC)	X	X	X	X	X	X	X	X	X
FINANCE – BUILDING LOSSES (BL)									X
FINANCE – EMPLOYEE (EM)	X	X						X	X
FINANCE – EMPLOYEE ADDITIONAL DUTY (FA)	X								
FINANCE – EMPLOYEE BASE SALARY (BS)	X								

STATEWIDE INFORMATION SYSTEM 2013/2014

DATA SUBMISSION CYCLES

FINANCE – EMPLOYEE BENEFIT (CF)	X								
FINANCE – EMPLOYEE BONUS (EB)									X
FINANCE – EMPLOYEE FRINGE BENEFITS (FN)	X								
FINANCE – EMPLOYEE SALARY (ES)									X
FINANCE – EXPENDITURES (FE)	X								X
FINANCE – GENERAL LEDGER (FG)	X								X
FINANCE – JOURNAL ENTRY (JE)									X
FINANCE – PAGE 36 & 37 (CC)								X	
FINANCE – PROGRAMS ON BEHALF OF OTHER AGENCIES (PO)									X
FINANCE – PROPERTY VALUES (PV)									X
FINANCE – REVENUE (FR)	X								X
FINANCE - SALARY RANGE (SL)	X								
FINANCE - SALARY SCHEDULE (SA)	X								
FINANCE – SUPPLEMENTAL EDUCATIONAL SERVICE PROVIDER (SE)									X
FINANCE – UNDERPAYMENTS (UP)									X
GRADUATE (GR)									X
JOB ASSIGNMENT(JA)		X							
MEDICAL VISION (MV)			X			X			
MEDICAL HEARING (MH)							X		
MEDICAL IMMUNIZATION (MI)			X						
MEDICAL SCOLIOSIS (MS)							X		
PROFESSIONAL DEVELOPMENT (PD)								X	
REGISTER (RG)		X					X		
SAFETY DRILL (SD)		X	X		X	X	X		
SCHOOL (SC)	X	X	X	X	X	X	X	X	X

STATEWIDE INFORMATION SYSTEM 2013/2014

DATA SUBMISSION CYCLES

DATABASE RECORD	CYCLE 1 SEP 30	CYCLE 2 OCT 15	CYCLE 3 NOV 15	CYCLE 4 DEC 15	CYCLE 5 FEB 15	CYCLE 6 APR 15	CYCLE 7 JUN 15	CYCLE 8 JUL 31	CYCLE 9 AUG 31
SPECIAL ED – EMPLOYEE (SX)		X		X					
SPECIAL ED – EARLY CHILDHOOD (SZ)				X			X		
SPECIAL ED – EARLY INTERVENING SERVICES 1 (EI)							X		
SPECIAL ED – EARLY INTERVENING SERVICES 2 (ER)							X		
SPECIAL ED – REFERRAL TRACKING (RF)							X		
SPECIAL ED – SCHOOL AGE (SY)				X			X		
STUDENT (ST)		X	X	X	X	X	X		
STUDENT ATTENDANCE (SS)			X		X	X	X		
STUDENT GRADES (SG)							X		
STUDENT ID CHANGE (SI)	X	X	X	X	X	X	X		
SUPPLEMENTAL TRANSPORTATION (TP)						X			
TRANSPORTATION PERSONNEL (TS)			X						
VENDOR (SIP) (VE)									X
TOTAL TABLES PER CYCLE	21	19	14	12	11	15	26	7	19
TOTAL TABLES COLLECTED	144								

STATEWIDE INFORMATION SYSTEM 2013/2014

CYCLE 1 SUBMISSION – September 30th

CYCLE 1 REPORTING REQUIREMENTS

Report ID	Report Name
rpt000	District General Information
rpt044	Contact Persons (District)
rpt100	School General Information
rpt120	School Calendar
rpt205	Employee Base Salary
rpt208	Employee Fringe Benefits (paid by district on behalf of employee)
rpt212	Employee Benefits (Payments/services in addition to salary)
rpt214	Employee Additional Duties Detailed Report
rpt390	District Corrective Action Report
rpt465	School Student ID Change
rpt488	Contact Persons (School)
rpt490	CSPR Restructuring Report
rpt491	CSPR School Corrective Action Report
rpt492	CSPR 1003a Strategy Report
rpt493	CSPR 1003g Strategy Report
rpt503	Bank Reconciliation Report
rpt504	Bank Reconciliation Outstanding Checks (Legacy SIS only)
rpt510	Annual Financial Report (AFRB) Level I
rpt511	Annual Financial Report (AFRB) Level II
rpt512	Annual Financial Report (AFRB) Level III
rpt520	Annual Financial Report (AFRB) Legal Balance
rpt571	AFR Title I (6501) Budget
rpt572	AFR Title I Part D (6510) Budget
rpt573	AFR Title II A (6756) Budget
rpt574	AFR Title II D (6595) Budget
rpt575	AFR Title III (6761) Budget
rpt576	AFR Title IV-A (6781) Budget
rpt577	AFR Title V (6520) Budget
rpt578	AFR Title VI-SRSA (6782) Budget
rpt579	AFR Title VI-RLIS (6784) Budget
rpt580	Annual Statistical Report (ASR) - Supplement
rpt583	State Category Funds
rpt810	Salary Schedule
	33 Total Reports

STATEWIDE INFORMATION SYSTEM 2013/2014

CYCLE 2 SUBMISSION – October 15th

CYCLE 2 REPORTING REQUIREMENTS

Report ID	Report Name
rpt000	District General Information
rpt030	District Gender Equity
rpt031	District Race Equity
rpt032	District Disability 504 Equity
rpt033	District National Origin
rpt034	Equity Compliance
rpt044	Contact Persons (District)
rpt100	School General Information
rpt120	School Calendar
rpt202	Employee Certified Staff Job Analysis
rpt206	Employee Certificated Staff Job Analysis (Out-of-District)
rpt207	Distance Learning
rpt211	Employee Classified Staff Job Analysis
rpt218	Insurance Eligible/Participant Report
rpt223	Para-Professional Report
rpt252	School Concurrent Credit
rpt253	District Concurrent Credit
rpt304	District Enrollment/School Choice
rpt325	District Pre-School Classrooms
rpt330	District Student ELL Information
rpt331	District Child Nutrition
rpt332	District Home Language
rpt333	District Homeless Student
rpt334	District Student Status
rpt336	District Preschool Lunch Status
rpt355	District Preschool Enrollment
rpt356	District Kindergarten (Preschool)
rpt357	District Student Meal Status Detailed Listing (Optional)
rpt380	Adult Education Student Count (Arkansas River Coop)
rpt404	School Enrollment/School Choice
rpt408	School Choice Count (Optional)
rpt413	School Poverty Index
rpt425	Preschool Counts Report (Legacy)
rpt426	Preschool Counts Report (Web Based)
rpt430	School Student ELL Information
rpt431	School Child Nutrition
rpt432	School Home Language Report
rpt433	School Homeless Student
rpt434	School Student Status Information
rpt436	School Preschool Lunch Status
rpt438	Smart Core Waiver Report
rpt439	Consolidated LEA Report
rpt441	Funded/Non-funded ALE Days
rpt443	Vocational School Report
rpt455	School Preschool Enrollment
rpt456	School Kindergarten (Preschool)

STATEWIDE INFORMATION SYSTEM 2013/2014

CYCLE 2 SUBMISSION – October 15th

CYCLE 2 REPORTING REQUIREMENTS

Report ID	Report Name
rpt457	Highly Qualified Teacher
rpt465	School Student ID Change
rpt488	Contact Persons (School)
rpt503	Bank Reconciliation Report
rpt504	Bank Reconciliation Outstanding Checks (Legacy SIS only)
rpt600	Safety Drill Report (District)
rpt610	Safety Drill Report (School)
	54 Total Reports

STATEWIDE INFORMATION SYSTEM 2013/2014

CYCLE 3 SUBMISSION – November 15th

CYCLE 3 REPORTING REQUIREMENTS

Report ID	Report Name
rpt000	District General Information
rpt011	District School Elect (Millage)
rpt020	Bus Information
rpt021	Bus Pupil Transportation
rpt024	Transportation Personnel
rpt044	Contact Persons (District)
rpt100	School General Information
rpt120	School Calendar
rpt300	District Crossover Students
rpt301	District Quarterly Superintendent's Attendance
rpt302	District Superintendent's Attendance by Grade (Optional)
rpt303	District Quarterly Averages Superintendent's Attendance
rpt305	District Detail List of Student Attendance (Optional)
rpt306	District Magnet Student Quarterly Attendance (Pulaski County ONLY)
rpt307	District M to M Student Quarterly Attendance (Pulaski County ONLY)
rpt308	Transportation Counts
rpt309	District M to M Student Avg Attendance Report (Pulaski County ONLY)
rpt310	District Magnet Quarterly Average Superintendent's Attendance (Pulaski County ONLY)
rpt313	District Dropout/Withdrawal Report
rpt314	District Retention (Optional)
rpt330	District Student ELL Information
rpt333	District Homeless Students
rpt334	District Student Status Information
rpt337	District ABC Preschool Count
rpt383	District Student Vision Listing
rpt384	District Student Vision Counts
rpt400	School Crossover Students
rpt401	School Quarterly Superintendent's Attendance
rpt402	School Superintendent's Attendance by Grade
rpt403	School Quarterly Averages Superintendent's Attendance
rpt406	School Magnet Student Quarterly Attendance (Pulaski County ONLY)
rpt407	School M to M Student Quarterly Attendance (Pulaski County ONLY)
rpt409	School M to M Student Avg Attendance Report (Pulaski County ONLY)
rpt410	School Magnet Quarterly Average Superintendent's Attendance (Pulaski County ONLY)
rpt411	School Dropout/Withdrawal Report
rpt412	School Retention
rpt425	Preschool Counts Report (Legacy)
rpt426	Preschool Counts Report (Web Based)
rpt430	School Student ELL Information
rpt433	School Homeless Students Reports
rpt434	School Student Status
rpt437	School ABC Preschool Count
rpt439	Consolidated LEA Report
rpt441	Funded/Non-funded ALE Days

STATEWIDE INFORMATION SYSTEM 2013/2014

CYCLE 3 SUBMISSION – November 15th

CYCLE 3 REPORTING REQUIREMENTS

Report ID	Report Name
rpt465	School Student ID Change
rpt483	School Medical Vision Report
rpt484	School Medical Vision Counts
rpt488	Contact Persons (School)
rpt495	School Medical Immunization Report
rpt503	Bank Reconciliation Report
rpt504	Bank Reconciliation Outstanding Checks (Legacy SIS only)
rpt600	Safety Drill Report (District)
rpt610	Safety Drill Report (School)
	53 Total Reports

STATEWIDE INFORMATION SYSTEM 2013/2014

CYCLE 4 SUBMISSION – December 15th

CYCLE 4 REPORTING REQUIREMENTS

Report ID	Report Name
rpt000	District General Information
rpt044	Contact Persons (District)
rpt100	School General Information
rpt120	School Calendar
rpt213	Special Education Employee Detail
rpt330	District Student ELL Information
rpt425	Preschool Counts Report (Legacy)
rpt426	Preschool Counts Report (Web Based)
rpt430	School Student ELL Information
rpt439	Consolidated LEA Report
rpt441	Funded/Non-funded ALE Days
rpt465	School Student ID Change
rpt488	Contact Persons (School)
rpt503	Bank Reconciliation Report
rpt504	Bank Reconciliation Outstanding Checks (Legacy SIS only)
rpt704	Special Education – School Age Federal Child Count by Placement/Race
rpt705	Special Education – School Age Federal Child Count by Age/Disability
rpt706	Special Education – School Age Federal Child Count by Race/Disability
rpt720	Early Childhood Federal Child Count by Placement/Age
rpt721	Early Childhood Child Count by Placement/Race
rpt722	Early Childhood Count by Program Type and Resident LEA
rpt723	Early Childhood Count by Disability/Race/Gender
rpt724	Early Childhood Count by Placement/Disability
rpt725	Early Childhood Count by Age/Disability
rpt730	Special Education School Age Detailed Information
rpt731	Early Childhood Detailed Information
rpt820	Act 61 Tier I Training
	26 Total Reports

STATEWIDE INFORMATION SYSTEM 2013/2014

CYCLE 5 SUBMISSION – February 15th

CYCLE 5 REPORTING REQUIREMENTS

Report ID	Report Name
rpt000	District General Information
rpt020	Bus Information
rpt021	Bus Pupil Transportation
rpt044	Contact Persons (District)
rpt100	School General Information
rpt120	School Calendar
rpt300	District Crossover Students
rpt301	District Quarterly Superintendent's Attendance
rpt302	District Superintendent's Attendance by Grade (Optional)
rpt303	District Quarterly Averages Superintendent's Attendance
rpt305	District Detail List of Student Attendance (Optional)
rpt306	District Magnet Student Quarterly Attendance (Pulaski County ONLY)
rpt307	District M to M Student Quarterly Attendance (Pulaski County ONLY)
rpt308	Transportation Counts
rpt309	District M to M Student Avg Attendance Report (Pulaski County ONLY)
rpt310	District Magnet Quarterly Average Superintendent's Attendance (Pulaski County ONLY)
rpt333	District Homeless Students
rpt334	District Student Status Information
rpt337	District ABC Preschool Count
rpt400	School Crossover Students
rpt401	School Quarterly Superintendent's Attendance
rpt402	School Superintendent's Attendance by Grade
rpt403	School Quarterly Averages Superintendent's Attendance
rpt406	School Magnet Student Quarterly Attendance (Pulaski County ONLY)
rpt407	School M to M Student Quarterly Attendance (Pulaski County ONLY)
rpt409	School M to M Student Avg Attendance Report (Pulaski County ONLY)
rpt410	School Magnet Quarterly Average Superintendent's Attendance (Pulaski County ONLY)
rpt425	Preschool Counts Report (Legacy)
rpt426	Preschool Counts Report (Web Based)
rpt430	School Student ELL Information
rpt433	School Homeless Students
rpt434	School Student Status Report
rpt437	School ABC Preschool Count
rpt439	Consolidated LEA Report
rpt441	Funded/Non-funded ALE Days
rpt465	School Student ID Change
rpt488	Contact Persons (School)
rpt503	Bank Reconciliation Report
rpt504	Bank Reconciliation Outstanding Checks (Legacy SIS only)
rpt600	Safety Drill Report (District)
rpt610	Safety Drill Report (School)

41 Total Reports

STATEWIDE INFORMATION SYSTEM 2013/2014

CYCLE 6 SUBMISSION – April 15th

CYCLE 6 REPORTING REQUIREMENTS

Report ID	Report Name
rpt000	District General Information
rpt012	District Miscellaneous Funds
rpt020	Bus Information
rpt021	Bus Pupil Transportation
rpt022	School Bus Inspection
rpt023	Bus Transportation Aid
rpt044	Contact Persons (District)
rpt100	School General Information
rpt117	Federal Programs – Private School(s)
rpt118	Private School Title I Report
rpt120	School Calendar
rpt300	District Crossover Students
rpt301	District Quarterly Superintendent’s Attendance
rpt302	District Superintendent’s Attendance by Grade (Optional)
rpt303	District Quarterly Averages Superintendent’s Attendance
rpt305	District Detailed List of Student Attendance (Optional)
rpt306	District Magnet Student Quarterly Attendance (Pulaski County ONLY)
rpt307	District M to M Student Quarterly Attendance (Pulaski County ONLY)
rpt308	Transportation Counts
rpt309	District M to M Student Avg Attendance Report (Pulaski County ONLY)
rpt310	District Magnet Quarterly Average Superintendent’s Attendance (Pulaski County ONLY)
rpt330	District Student ELL Information
rpt333	District Homeless Students
rpt334	District Student Status Information
rpt337	District ABC Preschool Count
rpt383	District Student Vision Listing
rpt384	District Student Vision Counts
rpt400	School Crossover Students
rpt401	School Quarterly Superintendent’s Attendance
rpt402	School Superintendent’s Attendance by Grade
rpt403	School Quarterly Averages Superintendent’s Attendance
rpt406	School Magnet Student Quarterly Attendance (Pulaski County ONLY)
rpt407	School M to M Student Quarterly Attendance (Pulaski County ONLY)
rpt409	School M to M Student Avg Attendance Report (Pulaski County ONLY)
rpt410	School Magnet Quarterly Average Superintendent’s Attendance (Pulaski County ONLY)
rpt425	Preschool Counts Report (Legacy)
rpt426	Preschool Counts Report (Web Based)
rpt430	School Student ELL Information
rpt433	School Homeless Students
rpt434	School Student Status
rpt437	School ABC Preschool Count
rpt439	Consolidated LEA Report
rpt441	Funded/Non-funded ALE Days
rpt465	School Student ID Change

STATEWIDE INFORMATION SYSTEM 2013/2014

CYCLE 6 SUBMISSION – April 15th

CYCLE 6 REPORTING REQUIREMENTS

Report ID	Report Name
rpt483	School Medical Vision Report
rpt484	School Medical Vision Counts
rpt488	Contact Persons (School)
rpt503	Bank Reconciliation Report
rpt504	Bank Reconciliation Outstanding Checks (Legacy SIS only)
rpt600	Safety Drill Report (District)
rpt610	Safety Drill Report (School)
	51 Total Reports

STATEWIDE INFORMATION SYSTEM 2013/2014

CYCLE 7 SUBMISSION – June 15th

Cycle 7 Reporting Requirements

Report ID	Report Name
rpt000	District General Information
rpt020	Bus Information
rpt021	Bus Pupil Transportation
rpt044	Contact Persons (District)
rpt100	School General Information
rpt120	School Calendar
rpt183	Facility Needs Assessment-Building
rpt300	District Crossover Students
rpt301	District Quarterly Superintendent's Attendance
rpt302	District Superintendent's Attendance by Grade (Optional)
rpt303	District Quarterly Averages Superintendent's Attendance
rpt305	District Detail List of Student Attendance (Optional)
rpt306	District Magnet Student Quarterly Attendance (Pulaski County ONLY)
rpt307	District M to M Student Quarterly Attendance (Pulaski County ONLY)
rpt308	Transportation Counts
rpt309	District M to M Student Avg Attendance Report (Pulaski County ONLY)
rpt310	District Magnet Quarterly Average Superintendent's Attendance (Pulaski County ONLY)
rpt322	District Corporal Punishment
rpt323	District Discipline
rpt330	District Student ELL Information
rpt333	District Homeless Students
rpt334	District Student Status Information
rpt337	District ABC Preschool Count
rpt350	District Student GPA Report
rpt370	District Gun Free Schools Act
rpt381	District Medical Hearing Report
rpt382	District Medical Hearing Student Count Report
rpt386	District Medical Scoliosis Report
rpt387	District Medical Scoliosis Student Count Report
rpt400	School Crossover Students Reports
rpt401	School Quarterly Superintendent's Attendance
rpt402	School Superintendent's Attendance by Grade (Optional)
rpt403	School Quarterly Averages Superintendent's Attendance
rpt406	School Magnet Student Quarterly Attendance (Pulaski County ONLY)
rpt407	School M to M Student Quarterly Attendance (Pulaski County ONLY)
rpt409	School M to M Student Avg Attendance Report (Pulaski County ONLY)
rpt410	School Magnet Quarterly Average Superintendent's Attendance (Pulaski County ONLY)
rpt422	School Corporal Punishment
rpt423	School Discipline
rpt424	Detail Student Discipline Report (optional)
rpt425	Preschool Counts Report (Legacy)
rpt426	Preschool Counts Report (Web Based)
rpt430	School Student ELL Information
rpt433	School Homeless Students
rpt434	School Student Status Information

STATEWIDE INFORMATION SYSTEM 2013/2014

CYCLE 7 SUBMISSION – June 15th

Cycle 7 Reporting Requirements

Report ID	Report Name
rpt437	School ABC Preschool Count
rpt438	Smart Core Waiver Report
rpt439	Consolidated LEA Report
rpt441	Funded/Non-funded ALE Days
rpt444	ALE Annual Report
rpt450	School GPA
rpt465	School Student ID Change
rpt475	Student Grade Report by District and School
rpt480	ALE Student Course Report
rpt481	School Medical Hearing Report
rpt482	School Medical Hearing Student Count Report
rpt486	School Medical Scoliosis Report
rpt487	School Medical Scoliosis Student Count Report
rpt488	Contact Persons (School)
rpt503	Bank Reconciliation Report
rpt504	Bank Reconciliation Outstanding Checks (Legacy SIS only)
rpt600	Safety Drill Report (District)
rpt610	Safety Drill Report (School)
rpt713	Special Education – School Age State Exiting by Disability/Age/Exit Status
rpt714	Special Education – School Age State Exiting by Race/Exit Status
rpt715	Special Education – School Age State Discipline by Disability
rpt717	Special Education – School Age State Discipline by Race
rpt730	Special Education School Age Detailed Information
rpt731	Special Education Early Childhood Detail Report
rpt732	School Age Early Intervening Services
rpt733	Special Education School Early Intervening Services 2 (School Age Only)
rpt734	School Age Early Referral Tracking
rpt824	Act 61 Tier II Training
	73 Total Reports

STATEWIDE INFORMATION SYSTEM 2013/2014

CYCLE 8 SUBMISSION – July 31st

CYCLE 8 REPORTING REQUIREMENTS

Report ID	Report Name
rpt000	District General Information
rpt044	Contact Persons (District)
rpt100	School General Information
rpt221	Professional Development Hours (Execute from FMS Menu)
rpt488	Contact Persons (School)
rpt587	Teacher Salary Averages
rpt503	Bank Reconciliation Report
rpt504	Bank Reconciliation Outstanding Checks (Legacy SIS only)
rpt570	Pages 36 & 37 (Classified/Certified)
rpt588	Page 36 & 37 FTE by Name
	10 Total Reports

STATEWIDE INFORMATION SYSTEM 2013/2014

CYCLE 9 SUBMISSION – August 31st

CYCLE 9 REPORTING REQUIREMENTS

Report ID	Report Name
rpt000	District General Information
rpt044	Contact Persons (District)
rpt100	School General Information
rpt200	Employee Salary
rpt203	Employee Benefits (in additional to salary)
rpt204	Employee Bonus
rpt219	Supplemental Educational Services Vendor Report
rpt385	District Act 28 Report
rpt405	Graduate Student Listing
rpt488	Contact Persons (School)
rpt503	Bank Reconciliation Report
rpt504	Bank Reconciliation Outstanding Checks (Legacy SIS only)
rpt510	Annual Financial Report (AFRB) Level I
rpt511	Annual Financial Report (AFRB) Level II
rpt512	Annual Financial Report (AFRB) Level III
rpt520	Annual Financial Report (AFRB) Legal Balance
rpt530	Annual Financial Report (AFRB) Underpayments
rpt540	Annual Financial Report (AFRB) Programs on Behalf of Other Agencies
rpt550	Annual Financial Report (AFRB) Property Values
rpt560	Annual Financial Report (AFRB) Building Losses
rpt571	AFR Title I
rpt572	AFR Title I Part D
rpt573	AFR Title II A
rpt574	AFR Title II D
rpt575	AFR Title III
rpt576	AFR Title IV-A
rpt577	AFR Title V
rpt578	AFR Title VI-SRSA (6782)
rpt579	AFR Title VI-RLIS (6784)
rpt580	Annual Statistical Report (ASR) - Supplement
rpt581	Athletic Expenditures
rpt583	State Categorical Funds
rpt593	SIP Vendor Report

33 Total Reports

Data Schema Definitions for SIS Handbook

ID =	A unique number used to identify data elements in each table. The first two letters denote the table in which the element is found and the remaining 4 numbers are chronological order numbers.
Element =	This is the actual text name descriptor and definition of the data that is being collected.
Name =	This is the abbreviated name given to the element. It is the name that is used to reference the data element in program code.
Type =	A descriptor assigned to each element in a table indicating the type of data the element is intended to hold. Data types used in this manual are: Alpha (alphabetic or character) = Used to store any combination of letters, numbers, and symbols. Num (numeric) = Used to store whole numbers. Dec (decimal) = Stores numbers with definable scale and precision.
Date =	Stores calendar dates. A date element holds a date in the form mm/dd/yyyy where mm is the month (1-12), dd is the day of the month (1-31), and yyyy is the year.
Size =	The total possible characters or numbers that may be entered for the element.
Values =	Assists you with entry of valid data. Display the format for numeric data as ##.## or acceptable codes for yes/no fields (Y/N). Table means the choices are in the table under the Element or Appendix A – means the choices are shown in appendix in the back of the manual or Date – as MMDDYYYY should be entered.
Cycle =	Used to denote the submission cycle (1-9) in which the data element will be pulled.

STATEWIDE INFORMATION SYSTEM 2013/2014

DATABASE SCHEMA

AC
act61

ID	Element	Name	Type	Size	Values	Cycle
	Key					
AC0010	Fiscal Year – <i>The fiscal year that this reporting represents: For the 2013/2014 reporting year fy must be = 24</i>	fy	Num	2	Table	4
AC0020	Cycle - <i>The reporting cycle for which the data is submitted: 4 = December 15th 7 = June 15th</i>	cycle	Num	2	Table	4
AC0030	LEA, District – <i>Local Education Agency, the unique seven-digit number assigned by the ADE to identify individual county, district, schools, cooperatives, and vocational institutions. The first two digits represent the county, the second two digits represent the district, and the last three digits represent the individual school, for example: 6001000 60 = Pulaski County 01 = Little Rock School District 000 = N/A (zeroes for district)</i>	lea	Alpha	7	Appendix B	4
AC0040	SSN, Staff – <i>The nine-digit Social Security number of the staff member being identified.</i>	ssn	Alpha	9	#####	4
	General					
AC0045	Unique Employee ID – <i>The unique 10-digit Triand identifier generated for the employee by the state.</i>	uniq_emp_id	Alpha	10	#####	4
AC0050	First Name	fname	Alpha	20		4
AC0060	Middle Name	mname	Alpha	15		4
AC0070	Last Name	lname	Alpha	25		4
AC0080	Title – <i>Position person holds within the district, Example: “Superintendent.”</i>	title	Alpha	30		4
AC0090	Course Name – <i>Name of course.</i>	course	Alpha	20		4
AC0100	Date – <i>Date the course was taken.</i>	date	Date	MM/DD/ YYYY		4
AC0110	Sponsor – <i>Sponsor of the course: 0) NO DATA 1) COOP 2) ADE 3) AASBO 4) AAEA 5) OTHER</i>	sponsor	Alpha	1	Table	4
AC0130	Hours – <i>Number of hours received from the course</i>	num_hrs	Dec	5,2	###.##	4
AC0140	Initial or Annual Training – <i>Indicate if training received was initial or annual. A = Annual I = Initial</i>	train_type	Alpha	1	Table	4

STATEWIDE INFORMATION SYSTEM 2013/2014

DATABASE SCHEMA

AI
act61ii

ID	Element	Name	Type	Size	Values	Cycle
	Key					
AI0010	Fiscal Year – <i>The fiscal year that this reporting represents: For the 2012/2013 reporting year fy must be = 23</i>	fy	Num	2	Table	7
AI0020	Cycle - <i>The reporting cycle for which the data is submitted: 7 = June 15th</i>	cycle	Num	2	Table	7
AI0030	LEA, District – <i>Local Education Agency, the unique seven-digit number assigned by the ADE to identify individual county, district, schools, cooperatives, and vocational institutions. The first two digits represent the county, the second two digits represent the district, and the last three digits represent the individual school, for example: 6001000 60 = Pulaski County 01 = Little Rock School District 000 = N/A (zeroes for district)</i>	lea	Alpha	7	Appendix B	7
AI0040	SSN, Staff – <i>The nine-digit Social Security number of the staff member being identified.</i>	ssn	Alpha	9	#####	7
	General					
AI0045	Unique Employee ID – <i>The unique 10-digit Triand identifier generated for the employee by the state.</i>	uniq_emp_id	Alpha	10	#####	7
AI0050	First Name	fname	Alpha	20		7
AI0060	Middle Name	mname	Alpha	15		7
AI0070	Last Name	lname	Alpha	25		7
	A.C.A. §6-20-2204 (Act 61) requires districts to provide Tier II training and to provide assurance of that training to the ADE.					
AI0090	Tier II Training – <i>Have the required district employees received 4 hours of Tier II training?</i>	tier II_train	Alpha	1	Y/N	7
AI0100	Date – <i>Enter the date the Tier II Trainer attended the required Tier I training for the current year</i>	training_date	Date	MM/DD/YYYY		7
AI0110	List – <i>Is a List of employees who attended the Tier II Training for the current Fiscal year maintained in the district office as required by A.C.A. 6-20-2204(c)?</i>	training_list	Alpha	1	Y/N	7

STATEWIDE INFORMATION SYSTEM 2013/2014

DATABASE SCHEMA

AS
ALE

ID	Element	Name	Type	Size	Values	Cycle
	Key					
AS0010	Fiscal Year – The fiscal year that this reporting represents: For the 2013/2014 reporting year fy must be = 24	fy	Num	2	Table	7
AS0020	Cycle – The reporting cycle for which the data is submitted: 7 = June 15 th	cycle	Num	2	Table	7
AS0030	LEA, District – Local Education Agency, the unique seven-digit number assigned by the ADE to identify individual county, district, schools, cooperatives, and vocational institutions. The first two digits represent the county, the second two digits represent the district, and the last three digits represent the individual school, for example: 6001000 60 = Pulaski County 01 = Little Rock School District 000 = N/A (zeroes for district)	lea	Alpha	7	Appendix B	7
	General (All questions below is based on current school year)					
AS0045	General Curriculum – Number of ALE students who returned to general curriculum	curr	Num	6	#####	7
AS0050	ALE Intervention – Number of student* graduated as a direct or indirect indication of ALE intervention. *Students who returned to traditional education after being in ALE greater than 20 days	inter	Num	6	#####	7
AS0055	ALE GED – Number of ALE students who received a GED.	ged	Num	6	#####	7
AS0060	ALE Exit Returned Prior Year – Number of students enrolled in ALE in 2012-2013 that returned to ALE in 2013 – 2014.	ext_prior	Num	6	#####	7
AS0065	ALE Exit Current Year – Number of students who exited ALE and returned to ALE in the current year.	ext_cur	Num	6	#####	7
AS0068	ALE Paraprofessional – Number paraprofessional employed to work in ALE.	para	Num	6	#####	7
AS0070	ALE Ratio – Are ALE classes student/teacher ratio in compliance with rules and regulations (4.02.1.2 – 4.02.1.4)	ratio	Alpha	1	Y/N	7
AS0075	ALE Program – According to law –(4.02.1.7) is the ALE program included in the district’s current year ACSIP plan as a separate activity?	prog	Alpha	1	Y/N	7
AS0080	Non-Punitive Program - I understand and recognize that ALE is a supportive non-punitive program and not an in-school suspension.	pun	Alpha	1	Y/N	7
AS0085	ALE Consortium – Is the ALE program a consortium partnership program?	con	Alpha	1	Y/N	7
AS0090	Technical Support Visit – In the past three years has the ALE program been reviewed by the ALE technical support team?	visit	Alpha	1	Y/N	7
AS0100	ALE Technical Support Specialist – If ALE technical support visit is “Yes” then provide the date of the visit.	date	Date	8	MMDD YYYY	7
AS0105	ALE Funds – Total amount of ALE categorical restricted funds received for the current year.	funds	Dec	10,2	##,###,###.##	7

STATEWIDE INFORMATION SYSTEM 2013/2014

DATABASE SCHEMA

AL
aledays

ID	Element	Name	Type	Size	Values	Cycles
	Key					
AL0010	Fiscal Year – <i>The fiscal year that this reporting represents: For the 2013/2014 reporting year fy must be = 24</i>	fy	Num	2	Table	2,3,4,5,6,7
AL0020	Cycle – <i>The reporting cycle for which the data is submitted: 2 = October 15th 3 = November 15th 4 = December 15th 5 = February 15th 6 = April 15th 7 = June 15th</i>	cycle	Num	2	Table	2,3,4,5,6,7
AL0030	LEA, School – <i>Local Education Agency, the unique seven-digit number assigned by the ADE to identify individual county, district, schools, cooperatives, and vocational institutions. The first two digits represent the county, the second two digits represent the district, and the last three digits represent the individual school, for example: 6001002 60 = Pulaski County 01 = Little Rock School District 002 = Hall High School</i>	lea	Alpha	7	Appendix C	2,3,4,5,6,7
AL0040	SSN, Student – <i>The nine-digit Social Security number of the student. If a student's SSN cannot be obtained, then the ADE assigned number as required by Arkansas Code Ann. 6-18-208 should be used. This number should remain the same throughout the student's school career.</i>	ssn	Alpha	9	#####	2,3,4,5,6,7
	General					
AL0045	State Reporting ID – <i>The unique 10-digit Triand identifier generated for the student by the state.</i>	uniq_stu_id	Alpha	10	#####	2,3,4,5,6,7
AL0050	ALE Entry Date – <i>The date the student entered the ALE learning environment.</i>	entry_date	Date	8	MMDDYYYY	2,3,4,5,6,7
AL0055	ALE Exit Date – <i>The date the student exited the ALE learning environment.</i>	exit_date	Date	8	MMDDYYYY	2,3,4,5,6,7
AL0060	Consecutive Days Flag - <i>This flag indicates the student has been in the ALE learning environment for at least 20 consecutive days.</i>	consec_flag	Alpha	1	#	2,3,4,5,6,7
AL0065	Number of Days in ALE – <i>The total number of days in the ALE curriculum for the cycle.</i>	ale_days	Dec	5,2	###.##	2,3,4,5,6,7

STATEWIDE INFORMATION SYSTEM 2013/2014

DATABASE SCHEMA

BU
bus

ID	Element	Name	Type	Size	Values	Cycle
	Key					
BU0010	Fiscal Year – <i>The fiscal year that this reporting cycle represents: For the 2013/2014 reporting year fy must be = 24</i>	fy	Num	2	Table	3,5,6,7
BU0020	Cycle – <i>The reporting cycle for which the data is submitted: 3 = November 15th 5 = February 15th 6 = April 15th 7 = June 15th</i>	cycle	Num	2	Table	3,5,6,7
BU0030	LEA, District – <i>Local Education Agency, the unique seven-digit number assigned by the ADE to identify individual county, district, schools, cooperatives, and vocational institutions. The first two digits represent the county, the second two digits represent the district, and the last three digits represent the individual school, for example: 6001000 60 = Pulaski County 01 = Little Rock School District 000 = N/A (zeroes for district)</i>	lea	Alpha	7	Appendix B	3,5,6,7
BU0040	Permit Number – <i>The number assigned by the Department of Education when the vehicle is put in service. This number is visible on the rear and both sides of the bus.</i>	permit_num	Alpha	10		3,5,6,7
	Bus Inspection					
BU0050	State Inspection – <i>Indicates whether bus passed or failed the state summer standard DOE vehicle inspection. The inspection should be completed between July 1 and September 15 each year. P = Passed F = Failed</i>	state_inspect	Alpha	1	Table	3,5,6,7
BU0055	Mid-Year Inspection – <i>Indicates whether the bus has passed or failed the state standard Department of Education vehicle inspection. P = Passed F = Failed</i>	mid_year_inspect	Alpha	1	Table	3,5,6,7
BU0060	Sticker Number – <i>The number on the sticker issued by the Department of Education for the midyear bus .</i>	sticker_num	Num	4		3,5,6,7
	Bus Description					
BU0065	Vin Number – <i>Vehicle Identification Number listed on the bus. Last six (6) digits only. Example: A00000</i>	vin_num	Alpha	6		3,5,6,7
BU0090	Body Make – <i>The name of the company that made the school bus body: 01 = AmTran 07 = Thomas 02 = Ward 08 = Couchette 03 = Blue Bird 09 = Collins 04 = Wayne 10 = Other 05 = Carpenter 11 = International 06 = Superior</i>	body_make	Num	2	Table	3,5,6,7
BU0100	Body Model Year – <i>The year in which the school bus body was manufactured.</i>	body_year	Num	4	YYYY	3,5,6,7
BU0110	Primary Usage – <i>Use the following codes to describe the primary usage of the bus: 1 = Route 2 = Spare 3 = Activity</i>	primary_use	Num	1	Table	3,5,6,7

STATEWIDE INFORMATION SYSTEM 2013/2014

DATABASE SCHEMA

BU
bus

ID	Element	Name	Type	Size	Values	Cycle
BU0120	Capacity Code – The manufacturers’ rated capacity of the bus. 15 (or less) 35 53 71 89 16 41 59 77 23 47 65 83	capacity	Num	2	Table	3,5,6,7
BU0130	Fuel Type – The type of fuel the bus is currently designed for as: G = Gasoline P = Propane D = Diesel C = CNG	fuel_type	Alpha	1	Table	3,5,6,7
BU0140	Primarily for Handicapped – Indicates if the bus is used primarily to transport handicapped students.	prim_handicap	Alpha	1	Y/N	3,5,6,7
BU0150	Wheelchair Lift – Indicates if the bus is equipped with a wheelchair lift or ramp.	wheelchair_lift	Alpha	1	Y/N	3,5,6,7
	Purchase Details					
BU0160	Purchase Method – The method used to acquire the bus for service as one of these codes: N = Bought New U = Bought Used C = Lease Contract	purch_method	Alpha	1	Table	3,5,6,7
BU0170	Purchase Amount – The total dollar amount paid for the chassis and body if bought as a unit or the annual contract amount for the bus.	purch_amt	Num	6		3,5,6,7
BU0180	Date, Purchase – The date on which the bus was purchased or leased.	purch_date	Date	8	MMDD YYYY	3,5,6,7
	Fiscal Year Information – The following information should reflect statistics for the current school year.					
BU0190	Daily Route Mileage – The total distance the bus travels each day for the purpose of transporting students to and from school. Include both morning and afternoon trips to compute total mileage traveled in one day.	route_mileage	Num	3		3,5,6,7
BU0200	Bus Damage Amount – The dollar amount it took to fix damage caused by accident(s) involving this bus.	bus_damage_amt	Num	7		3,5,6,7
BU0210	Destroyed – Indicates that the bus was destroyed in an accident.	destroyed	Alpha	1	Y/N	3,5,6,7
BU0220	Property Damage Amount – The dollar amount of damage to personal property caused by accident(s) involving this bus.	prop_damage_amt	Num	7		3,5,6,7
BU0230	Total Accidents – The number of bus related accidents for the particular bus.	accidents_fy	Num	2		3,5,6,7
BU0240	Student Fatalities – The number of students fatally injured in accident(s) involving this bus.	fatal_student	Num	2		3,5,6,7
BU0250	Driver Fatalities – The number of bus drivers fatally injured in accident(s) involving this bus.	fatal_driver	Num	2		3,5,6,7
BU0260	Teacher Fatalities – The number of schoolteachers fatally injured in accident(s) involving this bus.	fatal_teacher	Num	2		3,5,6,7
BU0270	Other Fatalities – The number of persons other than students, bus drivers, and teachers fatally injured in accident(s) involving this bus.	fatal_other	Num	2		3,5,6,7
BU0280	Student Injuries – The number of students injured by accident(s) involving this bus.	injury_student	Num	2		3,5,6,7
BU0290	Driver Injuries – The number of bus drivers injured by accident(s) involving this bus.	injury_driver	Num	2		3,5,6,7
BU0300	Teacher Injuries – The number of school teachers injured by accident(s) involving this bus.	injury_teacher	Num	2		3,5,6,7
BU0310	Other Injuries – The number of persons other than students, bus drivers, and teachers injured by accident(s) involving this bus.	injury_other	Num	2		3,5,6,7
BU0320	Out-of-Service Date – The date the bus is no longer used for the transportation of students.	outserv_date	Date	8	MMDD YYYY	3,5,6,7

STATEWIDE INFORMATION SYSTEM 2013/2014

DATABASE SCHEMA

TP
supptransp

ID	Element	Name	Type	Size	Values	Cycle
	Key					
TP0010	Fiscal Year – The fiscal year that this reporting cycle represents: <i>For the 2013/2014 reporting year fy must be= 24</i>	fy	Num	2	Table	6
TP0020	Cycle – The reporting cycle for which the data is submitted: 6 = April 15th	cycle	Num	2	Table	6
TP0030	LEA, District – Local Education Agency, the unique seven-digit number assigned by the ADE to identify individual districts and schools. The first two digits represent the county, the second two-digits represent the district, and the last three digits represent the individual school, for example: 6001000 60 = Pulaski County 01 = Little Rock School District 000 = N/A (zeroes for district)	lea	Alpha	7	Appendix B	6
TP0040	Receiving Center/City	rec_center	Alpha	30		6
TP0050	Type Transportation Provided: 01 = School Bus 02 = Car 03 = Other	type_transp	Num	2	Table	6
	General Information – List all special education and handicapped students you are transporting to approved centers. This includes the Arkansas School for the Blind and/or the Arkansas School for the Deaf in Little Rock.					
TP0060	Students Transported	stud_transp	Num	2		6
TP0070	Distance One-Way	dist_1_way	Num	3		6

STATEWIDE INFORMATION SYSTEM 2013/2014

DATABASE SCHEMA

TS

transperson

ID	Element	Name	Type	Size	Values	Cycle
	Key					
TS0010	Fiscal Year – The fiscal year that this reporting cycle represents: For the 2013/2014 reporting year fy must be= 24	fy	Num	2	Table	3
TS0020	Cycle – The reporting cycle for which the data is submitted: 3 = November 15th	cycle	Num	2	Table	3
TS0030	LEA, District – Local Education Agency, the unique seven-digit number assigned by the ADE to identify individual county, district, schools, cooperatives, and vocational institutions. The first two digits represent the county, the second two digits represent the district, and the last three digits represent the individual school, for example: 6001000 60 = Pulaski County 01 = Little Rock School District 000 = N/A (zeroes for district)	lea	Alpha	7	Appendix B	3
TS0035	SSN, Staff – The nine-digit Social Security number of the staff member being identified.	ssn	Alpha	9	#####	3
	Driver Information					
TS0038	State Reporting ID, Staff – The unique 10-digit Triand identifier generated for the teacher by the state.	uniq_emp_id	Alpha	10	##### ##	3
TS0040	First Name – The driver's first name.	driver_fname	Alpha	20		3
TS0050	Middle Name – The driver's middle name	driver_mname	Alpha	15		3
TS0060	Last Name – The driver's last name	driver_lname	Alpha	25		3
TS0070	CDL Number – Commercial Drivers License Number issued by the Arkansas State Police.	cdl_num	Alpha	9		3
TS0080	Physical – Indicate date of most recent physical examination given by a licensed physician as required upon acceptance of employment and every two years thereafter.	physical_date	Date	8	MMDDYYYY	3
TS0090	Driver Record – Indicate if driving record has been verified with the office of Drivers Services as required by Arkansas Code Ann. 6-19-107.	driv_rec	Alpha	1	Y/N	3
TS0100	Criminal Background Check – Indicate if criminal background checks on each driver as required by Act 1314 of 1997.	crim_back	Alpha	1	Y/N	3
TS0110	Pre-Employment Drug/Alcohol Test – Indicate if pre-employment drug/alcohol test stated by the Omnibus Transportation Employee Testing Act.	drug_test	Alpha	1	Y/N	3
TS0120	In-Service Training Date – Indicate the date driver attended bus training as required by ADE.	inserv_train	Date	8	MMDDYYYY	3

STATEWIDE INFORMATION SYSTEM 2013/2014

DATABASE SCHEMA

CA
calendar
Cycle

ID	Element	Name	Type	Size	Values	Cycle
	Key					
CA0010	Fiscal Year – <i>The fiscal year that this reporting represents: For the 2013/2014 reporting year fy must be= 24</i>	fy	Num	2	Table	1-7
CA0020	Cycle - <i>The reporting cycle for which the data is submitted: 1 =September 30th</i>	cycle	Num	2	Table	1-7
CA0030	LEA, School – <i>Local Education Agency, the unique seven-digit number assigned by the ADE to identify individual county, district, schools, cooperatives, and vocational institutions. The first two digits represent the county, the second two digits represent the district, and the last three digits represent the individual school, for example: 6001002 60 = Pulaski County 01 = Little Rock School District 002 = Hall High School</i>	lea	Alpha	7	Appendix C	1-7
	Calendar – <i>The building calendar for the current school year that includes all dates, quarter and semester designations.</i>					
CA0040	Calendar Date – <i>The date from the school calendar.</i>	cal_date	Date	8	MMDDYYYY	1-7
CA0050	Membership Day – <i>Indicates if the calendar date is included in membership.</i>	mem_day	Alpha	1	Y/N	1-7
CA0055	Calendar Number – <i>Indicate the calendar day number for the calendar date.</i>	cal_no	Num	3	###	1-7
CA0060	Membership Number – <i>Indicate the membership day number for the calendar date.</i>	mem_no	Num	3	###	1-7
CA0065	Quarter – <i>Indicates the quarter in which the calendar day is located.</i>	quarter	Num	2	##	1-7
CA0070	Semester – <i>Indicates the semester, which the calendar day is located.</i>	sem	Num	1	#	1-7
CA0060	Day Type – <i>Indicates the reason a calendar date is not included in membership.</i>	day_typ	Alpha	3	###	1-7

STATEWIDE INFORMATION SYSTEM 2013/2014

DATABASE SCHEMA

ID	Element	Name	Type	Size	Values	CL class Cycle
	Key					
CL0010	Fiscal Year – <i>The fiscal year that this reporting cycle represents: For the 2013/2014 reporting year fy must be = 24</i>	fy	Num	2	Table	2,7
CL0020	Cycle – <i>The reporting cycle for which the data is submitted: 2 = October 15th 7 = June 15th* (*ALE Courses Only)</i>	cycle	Num	2	Table	2,7
CL0030	LEA, School – <i>Local Education Agency, the unique seven-digit number assigned by the ADE to identify individual county, district, schools, cooperatives, and vocational institutions. The first two digits represent the county, the second two digits represent the district, and the last three digits represent the individual school, for example: 6001002 60 = Pulaski County 01 = Little Rock School District 002 = Hall High School</i>	lea	Alpha	7	Appendix C	2,7
CL0040	Course Number – <i>The ADE assigned number designated to a course for identification purposes.</i>	course_num	Alpha	6	Appendix I	2,7
CL0050	Course Section – <i>The district assigned number given to a unique class of a particular course.</i>	section_num	Alpha	10		2,7
	General					
CL0052	Course Description – <i>The name given to the course from the Master Schedule.</i>	course_desc	Alpha	30		2,7
CL0053	Course Credit – <i>The credit given to the course from the Master Schedule</i>	course_credit	Dec	6	###.##	2,7
CL0055	Distance Learning – <i>If a class is conducted primarily through the utilization of distance learning technology, indicate the type of technology used from the following codes: CV = Compressed/ Interactive Video SV = Satellite WB = Web Based OT = Other NA = Not Applicable</i>	dist_learn	Alpha	2	Table	2,7
CL0056	Special Education – <i>This course is taught in a special education environment.</i>	spec_edu	Alpha	1	Y/N	2,7
CL0057	College Credit – <i>Credit or hours, which can be applied toward an institution of higher education's graduation or degree requirements.</i>	coll_credit	Alpha	1	Y/N	2,7

STATEWIDE INFORMATION SYSTEM 2013/2014

DATABASE SCHEMA

ID	Element	Name	Type	Size	Values	CL class Cycle
CL0059	Institution – Any of the graduate schools or divisions of a university offering courses and granting degrees in a specific field.	course_inst	Alpha	6	Table	2,7
	Universities					
	001090 Arkansas State University					
	001089 Arkansas Tech University					
	001098 Henderson State University					
	001107 Southern Arkansas University					
	001108 University of Arkansas, Fayetteville					
	001101 University of Arkansas at Little Rock					
	001109 University of Arkansas for Medical Sciences					
	001110 University of Arkansas at Fort Smith					
	001085 University of Arkansas at Monticello					
	001086 University of Arkansas at Pine Bluff					
	001092 University of Central Arkansas					
	Two-Year Colleges					
	001091 Arkansas State University-Beebe Campus					
	011949 Arkansas State University-Newport Campus					
	901090 Arkansas State University-Mountain Home Campus					
	020522 Black River Technical College					
	022209 Cossatot Technical College					
	012260 East Arkansas Community College					
	012105 National Park Community College					
	023482 Mid-South Community College					
	012860 Arkansas Northeastern College					
	012261 North Arkansas College					
	030633 Northwest Arkansas Community College					
	009976 Ouachita Technical College					
	020870 Ozarka College					
	001104 Phillips Community College of UA					
	020753 Pulaski Technical College					
	021111 Rich Mountain Community College					
	020746 South Arkansas Community College					
	005707 Southeast Arkansas College					
	007738 Southern Arkansas University Tech Station					
	020735 University of Arkansas Community College at Batesville					
	005732 University of Arkansas Community College-Hope					
	005245 University of Arkansas Community College at Morrilton					
	Private Colleges					
	001087 Arkansas Baptist College					
	001093 Central Baptist College					
	001095 Crowley's Ridge College					
	001099 Hendrix College					
	001097 Harding University					
	001100 John Brown University					
	001088 Lyon College					
	001102 Ouachita Baptist University					
	001103 Philander Smith College					
	001094 University of the Ozarks					
	001106 Williams Baptist College					
	888888 Other Arkansas Institutions					
	999999 Out-of-State Institutions					

STATEWIDE INFORMATION SYSTEM 2013/2014

DATABASE SCHEMA

ID	Element	Name	Type	Size	Values	CL class Cycle
CL0060	SSN, Staff – <i>The nine-digit Social Security number of the staff member that teaches the class.</i>	ssn	Alpha	9	#####	2,7
CL0065	State Reporting ID, Staff – <i>The unique 10-digit Triand identifier generated for the teacher the state.</i>	uniq_emp_id	Alpha	10		2,7
CL0070	Highly Qualified – <i>Indicates if the teacher of the course-section meets the Highly Qualified Teacher requirements of NCLB.</i> 1 = Yes, Passed the appropriate Praxis Content Test or licensure content test in another state (in the subject area related to this course). 2 = Yes, HOUSSE* with at least 100 points in the subject area related to this course. 3 = Yes, a middle school or secondary teacher with a major, or coursework equivalent to a major (24 credit hours), or a graduate degree, or National Board Certification in the subject area related to this course. 4 = Yes, Multi-Subject HOUSSE* with at least 100 total points and a minimum of at least 50 points in each of the content areas related to this assignment. (Teachers in Alternative Learning Environments, Juvenile Detention/Residential Centers, or Special Education, who teach two or more subjects and seek Highly Qualified Teacher status as a Multi-Subject HQT may only use this selection.) 5 = No 6 = Not applicable for this course * High, Objective, Uniform State Standard of Evaluation (HOUSSE)	hqt	Alpha	1	Table	2,7
CL0075	Alternative Environment – <i>Indicates the course is taught in an Alternative Learning Environment (ALE) and is held in an ADE approved ALE program..</i>	alt_envir	Alpha	1	Y/N	2,7
CL0080	Course Minutes – <i>Indicates the number of minutes a course meets.</i>	crs_minutes	Num	3		2,7
CL0090	Kindergarten Overage Flag – <i>A flag indicating a kindergarten class has more students than the standards allow but are acceptable because there is a teacher aide assigned to the class.</i>	k_ovation	Alpha	1	Y/N	2,7
CL0100	LEA, Out of District – <i>If the class is provided out of district, enter the seven-digit LEA or assigned number of the district, vocational school, or special out of district instructional institution where the out of district class is being taught.</i>	out_district_lea	Alpha	7	Appendix E	2,7
CL0120	Marking Period (Active/Inactive) – <i>Any job code active during the October 1 marking period will be flagged with an A for active. Job codes not active for the October 1 marking period will have an "I" for inactive. For the February 15th submission cycle, job codes active during this marking period will be flagged with an "A" for active and job codes not active will have an "I" for inactive.</i>	marking_prd	Alpha	1	A/I	2,7

STATEWIDE INFORMATION SYSTEM 2013/2014

DATABASE SCHEMA

ID	Element	Name	Type	Size	Values	CL class Cycle
CL0125	Distance Learning Providers – <i>If a course is conducted primarily through the utilization of distance learning technology, indicate the organization providing the instruction.</i> MS = Arkansas School for Math/Science VR = Arkansas Virtual High School DC = Dawson Career Clusters DD = District to District DL = ADE Distance Learning Center EC = Southeast Early College High School AF = Arch Ford Advanced Placement NE = Northeast Preparatory Center NW = Northwest Strategic Foreign Languages CC = Concurrent Credit from an Arkansas University GR = Virtual Great Rivers OT = Other NA = Not Applicable	dist_prov	Alpha	4	Table	2,7

STATEWIDE INFORMATION SYSTEM 2013/2014

DATABASE SCHEMA

CO
contactPerson

ID	Element	Name	Type	Size	Values	Cycle
	Key					
CO0010	Fiscal Year – <i>The fiscal year that this reporting represents: For the 2013/2014 reporting year fy must be = 24</i>	fy	Num	2	Table	1-9
CO0020	Cycle - <i>The reporting cycle for which the data is submitted:</i> 1 =September 30th 2 = October 15th 3 = November 15th 4 = December 15th 5 = February 15th 6 = April 15th 7 = June 15th 8 = July 31st 9 = August 31st	cycle	Num	2	Table	1-9
CO0030	LEA, District – <i>Local Education Agency, the unique seven-digit number assigned by the ADE to identify individual county, district, schools, cooperatives, and vocational institutions. The first two digits represent the county, the second two digits represent the district, and the last three digits represent the individual school, for example:</i> 6001000 60 = Pulaski County 01 = Little Rock School District 000 = N/A (zeroes for district)	lea	Alpha	7	Appendix B	1-9
CO0040	Coordinator Code: 1= Federal Program Coordinator 5 = Equity – 504 Disability Coordinator A = ALE Contact Person B = Bus Inspector C = Test Coordinator D = Safe and Drug-Free Schools (SDFS) Coordinator E = Treasurer F = FMS Coordinator for Cycles 1, 8, 9 G = General Business Manager (Act 1591 of 2007) H = Liaison for Homeless I = Equity – Race L = Foster Care Liaison Coordinator M = Equity - Gender N = Equity – National Origin P = Principal or School Administrator Q = Compliance S = SMS Coordinator for Cycles 2 thru 7 T = Technology Coordinator U = Superintendent	coord_code	Alpha	1		1-9
	General					
CO0050	SSN, Staff – <i>The nine-digit Social Security number of the staff member being identified.</i>	ssn	Alpha	9	#####	1-9
CO0060	State Reporting ID, Staff – <i>The unique 10-digit Triand identifier generated for the teacher by the state.</i>	uniq_emp_id	Alpha	10	##### ##	1-9
CO0065	Coordinator’s Position Title – <i>The position and/or title of the person responsible for submission of the Annual Equity Compliance Report.</i>	coord_pos	Alpha	30		1-9
CO0070	Coordinator Prefix – <i>The formal salutatory name prefix including period if applicable. (Dr.)</i>	admin_prefix	Alpha	4		1-9

STATEWIDE INFORMATION SYSTEM 2013/2014

DATABASE SCHEMA

CO
contactPerson

ID	Element	Name	Type	Size	Values	Cycle
CO0075	First Name	fname	Alpha	20		1-9
CO0080	Middle Name –	mname	Alpha	15		1-9
CO0085	Last Name –	lname	Alpha	25		1-9
CO0090	Coordinator Suffix – The formal name extension period if applicable. (Jr., III)	admin_suffix	Alpha	3		1-9
CO0100	Address	addr	Alpha	30		1-9
CO0105	City	city	Alpha	20		1-9
CO0110	State	state	Alpha	2	AR	1-9
CO0115	Zip	zip	Num	5		1-9
CO0120	Zip-4	zip4	Num	4		1-9
CO0130	General Business Manager's Job Qualifications: C = Meets CASBO requirements E = Enrolled in CASBO Courses X = Exempt from Requirements – Hired prior to July 31, 2007	job_qual	Alpha	1		1-9
CO0140	Area Code (501/870/479)	work_area	Alpha	3		1-9
CO0145	Prefix	work_prefix	Alpha	3		1-9
CO0150	Suffix	work_suffix	Alpha	4		1-9
CO0155	Extension	work_ext	Alpha	5		1-9
CO0165	Area Code (501/870/479)	fax_area	Alpha	3		1-9
CO0170	Prefix	fax_prefix	Alpha	3		1-9
CO0175	Suffix	fax_suffix	Alpha	4		1-9
CO0185	Area Code (501/870/479)	mobile_area	Alpha	3		1-9
CO0190	Prefix	mobile_prefix	Alpha	3		1-9
CO0195	Suffix	mobile_suffix	Alpha	4		1-9
CO0205	Area Code (501/870/479)	pager_area	Alpha	3		1-9
CO0210	Prefix	pager_prefix	Alpha	3		1-9
CO0215	Suffix	pager_suffix	Alpha	4		1-9
CO0225	Area Code (501/870/479)	home_area	Alpha	3		1-9
CO0230	Prefix	home_prefix	Alpha	3		1-9
CO0235	Suffix	home_suffix	Num	4		1-9
CO0245	E-Mail Address of the Coordinator – E-mail address used to communicate with APSCN.	coor_email	Alpha	40		1-9

STATEWIDE INFORMATION SYSTEM 2013/2014

DATABASE SCHEMA

DA
cspr_distcorrection

ID	Element	Name	Type	Size	Values	Cycle
DA0010	Fiscal Year – <i>The fiscal year that this reporting cycle represents: For the 2013/2014 reporting year fy must be = 24</i>	fy	Num	2	Table	1
DA0020	Cycle – <i>The reporting cycle for which the data is submitted: 1 =September 30th</i>	cycle	Num	2	Table	1
DA0030	LEA, District – <i>Local Education Agency, the unique seven-digit number assigned by the ADE to identify individual districts. The first two digits represent the county, the second two digits represent the district, and the last three digits represent the individual school, for example: 6001000 60 = Pulaski County 01 = Little Rock School District 000 = N/A (zeroes for district)</i>	lea	Alpha	7	Appendix B	1
	Failure to make AYP for three (3) previous consecutive years.					
DA0040	Action Code – <i>For districts in corrective action school improvement year 3, which corrective action(s) was implemented in the 2012-2013 school year? 1 = Implementing a new curriculum based on State standards 2 = Authorized students to transfer from district schools to high performing schools in a neighboring district. 3 = Deferred programmatic funds or reduced administrative funds 4 = Replaced district personnel who are relevant to the failure to make AYP 5 = Removed one or more schools from the jurisdiction of the district 6 = Appointed a receiver or trustee to administer the affairs of the district 7 = Restructuring the district 8 = Abolished the district</i>	action_code	Num	2	Table	1

STATEWIDE INFORMATION SYSTEM 2013/2014

DATABASE SCHEMA

SM
cspr_restruc

ID	Element	Name	Type	Size	Values	Cycle
SM0010	Fiscal Year – <i>The fiscal year that this reporting represents: For the 2013/2014 reporting year fy must be = 24</i>	fy	Num	2	Table	1
SM0020	Cycle – <i>The reporting cycle for which the data is submitted: 1 =September 30th</i>	cycle	Num	2	Table	1
SM0030	LEA, School – <i>Local Education Agency, the unique seven-digit number assigned by the ADE to identify individual county, district, schools, cooperatives, and vocational institutions. The first two digits represent the county, the second two digits represent the district, and the last three digits represent the individual school, for example: 6001002 60 = Pulaski County 01 = Little Rock School District 002 = Hall High School</i>	lea	Alpha	7	Appendix C	1
	Restructuring Code – <i>Failure to make AYP after one full year of corrective action (year 4 and 5 of school improvement).</i>					
SM0060	Restructuring Code – <i>For schools in school improvement year 4 and 5, which restructuring action(s) was implemented during the 2012-2013 school year? 1 = Replacement of all or most of the school staff (which may include the principal) 2 = Reopening the school as a public charter school 3 = Entering into a contract with a private entity to operate the school 4 = Take over the school by the State 5 = Not in restructuring 6 = Other major restructuring as approved by the SEA or state</i>	restrc_code	Num	2	Table	1
SM0065	Restructuring Other – <i>Describe type of restructuring for the Restructuring Code in option “6-Other” above in (SM0060).</i>	other_restruc	Alpha	30		1

STATEWIDE INFORMATION SYSTEM 2013/2014

DATABASE SCHEMA

SN
cspr_schcorrect

ID	Element	Name	Type	Size	Values	Cycle
SN0010	Fiscal Year – <i>The fiscal year that this reporting represents: For the 2013/2014 reporting year fy must be = 24</i>	fy	Num	2	Table	1
SN0020	Cycle – <i>The reporting cycle for which the data is submitted: 1 =September 30th</i>	cycle	Num	2	Table	1
SN0030	LEA, School – <i>Local Education Agency, the unique seven-digit number assigned by the ADE to identify individual county, district, schools, cooperatives, and vocational institutions. The first two digits represent the county, the second two digits represent the district, and the last three digits represent the individual school, for example: 6001002 60 = Pulaski County 01 = Little Rock School District 002 = Hall High School</i>	lea	Alpha	7	Appendix C	1
	Failure to make AYP for three (3) consecutive years.					
SN0055	Corrective Action Code – <i>For schools in corrective action school improvement year 3, which corrective action(s) was implemented during the 2013/2014 school year?</i> 1 = Required implementation of a new research-based curriculum or instructional program 2 = Extension of the school year or school day 3 = Replacement of staff members relevant to the school’s low performance 4 = Significant decrease in management authority at the school level 5 = Replacement of the principal 6 = Restructuring the internal organization of the school 7 = Appointment of an outside expert to advise the school 8 = Not Applicable	corr_code	Num	1	Table	1

STATEWIDE INFORMATION SYSTEM 2013/2014

DATABASE SCHEMA

CS
cspr_1003a strategy

ID	Element	Name	Type	Size	Values	Cycle
CS0010	Fiscal Year – <i>The fiscal year that this reporting cycle represents: For the 2013/2014 reporting year fy must be = 24</i>	fy	Num	2	Table	1
CS0020	Cycle – <i>The reporting cycle for which the data is submitted: 1 =September 30th</i>	cycle	Num	2	Table	1
CS0030	LEA, School – <i>Local Education Agency, the unique seven-digit number assigned by the ADE to identify individual county, district, schools, cooperatives, and vocational institutions. The first two digits represent the county, the second two digits represent the district, and the last three digits represent the individual school, for example: 6001002 60 = Pulaski County 01 = Little Rock School District 002 = Hall High School</i>	lea	Alpha	7	Appendix B	1
	Section 1003(a) of Title I of the Elementary and Secondary Education Act (ESEA), also known as the School Improvement Fund, authorizes funds to help SEAs and LEAs address the needs of schools in improvement, corrective action, and restructuring in order to improve student achievement. These funds are intended to support high quality, sustainable school improvement activities that increase the likelihood that students learn challenging academic content and achieve proficiency.					
CS0035	<i>Was the school provided assistance through 1003(a)? Y/N.</i>	schimp_1003a	Alpha	1	Y/N	1
CS0038	Service Provider Name – <i>Did the school utilize 1003(a) funds to contract services with a service provider? If yes, please indicate below. 1 – JBHM 2 – Elbow to Elbow 3 – America’s choice 4 – Arkansas Leadership Academy 5 – Pat Adcock and Joe Barentine of Hot Springs 6 – Little Red School House 7 – Sylvan Learning Center (Beyond SES services) 8 – Other</i>	prov_name	Alpha	2	Table	1
CS0039	Service Provider Other – <i>The name of the service provider(s) for the 1003(a) funds of the option “8-Other” above in (CG0038) Service Provider Name.</i>	other_name	Alpha	30		1

STATEWIDE INFORMATION SYSTEM 2013/2014

DATABASE SCHEMA

CS
cspr_1003a strategy

ID	Element	Name	Type	Size	Values	Cycle
CS0040	<p>Strategy Code – <i>Indicate the effective school improvement strategy code(s) that apply.</i></p> <p>1 = Provide customized technical assistance and/or professional development that is designed to build the capacity of the LEA and school staff to improve schools and is informed by student achievement and other outcome-related measures.</p> <p>2 = Utilize research-based strategies or practices to change instructional practice to address the academic achievement problems that caused the school to be identified for improvement, corrective action, or restructuring.</p> <p>3 = Create partnerships among the SEA, LEAs and other entities for the purpose of delivering technical assistance, professional development and management advice.</p> <p>4 = Provide professional development to enhance the capacity of school support team members and other technical assistance providers who are part of the Statewide system of support and that is informed by student achievement and other outcome-related measures.</p> <p>5 = Implement other strategies determined by the SEA or LEA, as appropriate, for which data indicate the strategy is likely to result in improved teaching and learning in schools identified for improvement, corrective action or restructuring.</p>	strat_code	Num	2	Table	1
CS0045	<p>Positive Outcome – <i>What other positive outcomes occurred from use of the school improvement strategies?</i></p> <p>1= Improvement by at least five percentage points in two or more AYP reporting cells.</p> <p>2 = Increased teacher retention</p> <p>3 = Improved parental involvement</p> <p>4 = No positive outcomes occurred</p>	pos_outcom	Alpha	1	Table	1

STATEWIDE INFORMATION SYSTEM 2013/2014

DATABASE SCHEMA

CG
cspr_1003g strategy

ID	Element	Name	Type	Size	Values	Cycle
CG0010	Fiscal Year – <i>The fiscal year that this reporting cycle represents: For the 2013/2014 reporting year fy must be = 24</i>	fy	Num	2	Table	1
CG0020	Cycle – <i>The reporting cycle for which the data is submitted: 1 =September 30th</i>	cycle	Num	2	Table	1
CG0030	LEA, School – <i>Local Education Agency, the unique seven-digit number assigned by the ADE to identify individual county, district, schools, cooperatives, and vocational institutions. The first two digits represent the county, the second two digits represent the district, and the last three digits represent the individual school, for example: 6001002 60 = Pulaski County 01 = Little Rock School District 002 = Hall High School</i>	Lea	Alpha	7	Appendix B	1
	Section 1003(g) of Title I of the Elementary and Secondary Education Act (ESEA), also known as the School Improvement Fund, authorizes funds to help SEAs and LEAs address the needs of schools in improvement, corrective action, and restructuring in order to improve student achievement. These funds are intended to support high quality, sustainable school improvement activities that increase the likelihood that students learn challenging academic content and achieve proficiency.					
CG0035	<i>Was the school provided assistance through 1003(g)? Y/N.</i>	schimp_1003g	Alpha	1	Y/N	1
CG0040	Service Provider Name – <i>Did the school utilize 1003(g) funds to contract services with a service provider? If yes, please indicate below. 1 – JBHM 2 – Elbow to Elbow 3 – America’s choice 4 – Arkansas Leadership Academy 5 – Pat Adcock and Joe Barentine of Hot Springs 6 – Little Red School House 7 – Sylvan Learning Center (Beyond SES services) 8 – Other</i>	prov_name	Alpha	2	Table	1
CG0042	Service Provider Other – <i>The name of the service provider(s) for the 1003(g) funds of the option “8-Other” above in (CG0040) Service Provider Name.</i>	other_name	Alpha	30	Table	1

STATEWIDE INFORMATION SYSTEM 2013/2014

DATABASE SCHEMA

CG
cspr_1003g strategy

ID	Element	Name	Type	Size	Values	Cycle
CG0045	<p>Strategy Code – <i>Indicate the effective school improvement strategy code(s) that apply.</i></p> <p>1 = Provide customized technical assistance and/or professional development that is designed to build the capacity of the LEA and school staff to improve schools and is informed by student achievement and other outcome-related measures.</p> <p>2 = Utilize research-based strategies or practices to change instructional practice to address the academic achievement problems that caused the school to be identified for improvement, corrective action, or restructuring.</p> <p>3 = Create partnerships among the SEA, LEAs and other entities for the purpose of delivering technical assistance, professional development and management advice.</p> <p>4 = Provide professional development to enhance the capacity of school support team members and other technical assistance providers who are part of the Statewide system of support and that is informed by student achievement and other outcome-related measures.</p> <p>5 = Implement other strategies determined by the SEA or LEA, as appropriate, for which data indicate the strategy is likely to result in improved teaching and learning in schools identified for improvement, corrective action or restructuring.</p>	strat_code	Num	1	Table	1
CG0050	<p>Positive Outcome – <i>What other positive outcomes occurred from use of the school improvement strategies?</i></p> <p>1 = Improvement by at least five percentage points in two or more AYP reporting cells.</p> <p>2 = Increased teacher retention</p> <p>3 = Improved parental involvement</p> <p>4 = No positive outcomes occurred</p>	pos_outcom	Alpha	1	Table	1

STATEWIDE INFORMATION SYSTEM 2013/2014

DATABASE SCHEMA

DS
discipln

ID	Element	Name	Type	Size	Values	Cycle
	Key					
DS0010	Fiscal Year – The fiscal year that this reporting cycle represents: For the 2013/2014 reporting year fy must be = 24	fy	Num	2	Table	7
DS0020	Cycle – The reporting cycle for which the data is submitted: 7 = June 15 th	cycle	Num	2	Table	7
DS0030	LEA, School – Local Education Agency, the unique seven-digit number assigned by the ADE to identify individual county, district, schools, cooperatives, and vocational institutions. The first two digits represent the county, the second two digits represent the district, and the last three digits represent the individual school, for example: 6001002 60 = Pulaski County 01 = Little Rock School District 002 = Hall High School	lea	Alpha	7	Appendix C	7
DS0040	SSN, Student – The nine-digit Social Security number of the student. If a student's SSN cannot be obtained, then the ADE assigned number as required by Arkansas Code Ann. 6-18-208 should be used.	ssn	Alpha	9	#####	7
DS0045	State Reporting ID – The unique 10-digit Triand identifier generated for the student by the state.	uniq_stu_id	Alpha	20	#####	7
DS0050	Date, Discipline – The date upon which the disciplinary action for an offense begins.	discip_date	Date	8	MMDD YYYY	7
DS0060	Infraction – The code that best describes the violation or infraction: 01 = Drugs 08 = Handgun 15 = Disorderly Conduct 02 = Alcohol 09 = Rifle 16 = Explosives 03 = Tobacco 10 = Shotgun 17 = Other 04 = Truancy 11 = Club 18 = Bullying 05 = Student Assault 12 = Gangs 19 = Fighting 06 = Staff Assault 13 = Vandalism 07 = Knife 14 = Insubordination	infraction	Num	2	Table	7
	General					
DS0070	Action Taken – The punitive action taken by the school authority or court authority to reprimand the student after an offense is committed as: 01 = In-School Suspension 09 = Expelled for Drugs (Does not include alcohol or tobacco) 02 = Out-of-School Suspension (Not to exceed 10 days) (the incident did not result in physical injury) 10 = Expelled for dangerousness (the incident did not result in physical injury) 03 = Expelled 11 = Expelled for dangerousness (the incident resulted in physical injury) 04 = Expelled for Weapons (as defined by Federal, State and Student Discipline Policy) 12 = Out of School Suspension (incident resulted in physical injury) 05 = Corporal Punishment 13 = Alternative Learning Environment (less than year) 06 = Other 07 = No Action 08 = Alternative Learning Environment (full year)	action_taken	Num	2	Table	7
DS0071	Incident ID Number – The number assigned to the infraction.	incident_id	Num	10		7
DS0072	Suspension Days – The number of days the student is out of class for any infraction that resulted in the action taken to include either in-school suspension, out-of-school suspension or expulsion.	oss_days	Dec	6	###.##	7

STATEWIDE INFORMATION SYSTEM 2013/2014

DATABASE SCHEMA

**DS
discipln**

ID	Element	Name	Type	Size	Values	Cycle
DS0080	Shortened Expulsion – Was the expulsion (action-taken =03/04) reported for infractions 08,09,10 or 16 shortened to a term of less than one year by the chief administering officer under the case-by case modification provisions of Section 14601 (b) of the Gun Free School Act?	short_expul	Alpha	1	Y/N	7
DS0081	Educational Services provided during Expulsion – Did the student received educational services while expelled? Action codes: 03, 04, 09, 10, or 11. This is not a shortened expulsion.	exp_ser	Alpha	1	Y/N	7
DS0090	Alternative Placement – Was the expulsion (action-taken =03/04) reported referred to an alternative school or program?	alt_place	Alpha	1	Y/N	7
DS0100	Student Status – Enter the appropriate code designating student status at the time of this infraction. RG = Regular Student SP = Special Education Student	stud_stat	Alpha	2	Table	7

STATEWIDE INFORMATION SYSTEM 2013/2014

ID	Element	Name	Type	Size	Values	DI district Cycle
	Key					
DI0010	Fiscal Year – <i>The fiscal year that this reporting represents: For the 2013/2014 reporting year fy must be = 24</i>	fy	Num	2	Table	1-9
DI0020	Cycle - <i>The reporting cycle for which the data is submitted: 1 =September 30th 2 = October 15th 3 = November 15th 4 = December 15th 5 = February 15th 6 = April 15th 7 = June 15th 8 = July 31st 9 = August 31st</i>	cycle	Num	2	Table	1-9
DI0030	LEA, District/Coop – <i>Local Education Agency, the unique seven-digit number assigned by the ADE to identify individual county, district, and cooperative. The first two digits represent the county, the second two digits represent the district, and the last three digits represent the individual school, for example: 6001000 60 = Pulaski County 01 = Little Rock School District 000 = N/A (zeroes for district)</i>	lea	Alpha	7	Appendix B,D	1-9
	General					
DI0078	District Website Address – <i>The URL for the district’s website.</i>	website_addr	Alpha	40		1-9
	Address, Mailing – <i>The street name and building number or PO Box where mail is received.</i>					
DI0080	Address	mail_addr	Alpha	30		1-9
DI0090	City	mail_city	Alpha	20		1-9
DI0100	State	mail_state	Alpha	2	AR	1-9
DI0110	Zip	mail_zip	Num	5		1-9
DI0120	Zip-4	mail_zip4	Num	4		1-9
	Address, Shipping – <i>The street name and building number where packages of freight are received.</i>					
DI0130	Address	ship_addr	Alpha	30		1-9
DI0140	City	ship_city	Alpha	20		1-9
DI0150	State	ship_state	Alpha	2	AR	1-9
DI0160	Zip	ship_zip	Alpha	5		1-9
DI0170	Zip-4	ship_zip4	Alpha	4		1-9
	Phone Number, Office – <i>The phone number at the district or coop including the area code, prefix, suffix, and extension.</i>					
DI0180	Area Code (501/870/479)	phone_area	Alpha	3		1-9
DI0190	Prefix	phone_prefix	Alpha	3		1-9
DI0200	Suffix	phone_suffix	Alpha	4		1-9
DI0210	Extension	phone_ext	Alpha	5		1-9
	Phone Number, FAX – <i>The FAX number at the district or coop where incoming correspondence will be received.</i>					
DI0220	Area Code (501/870/479)	fax_area	Alpha	3		1-9
DI0230	Prefix	fax_prefix	Alpha	3		1-9
DI0240	Suffix	fax_suffix	Alpha	4		1-9
DI0250	Extension	fax_ext	Alpha	5		1-9
DI0360	SMS Security – <i>A security requirement that will be established when the district’s state reporting coordinator is registered with the ADE. This password, along with edits against the e-mail address, will restrict the capability of submitting state reporting cycles from non-authorized persons.</i>	password	Alpha	8		1-9

STATEWIDE INFORMATION SYSTEM 2013/2014

ID	Element	DATABASE SCHEMA				DI
		Name	Type	Size	Values	district Cycle
DI0367	FMS Security – A security requirement that will be established when the district's SIS cycle 1 annual financial report coordinator is registered with the ADE. This password, along with edits against the e-mail address, will restrict the capability of submitting state reporting cycles from non-authorized persons.	afr_password	Alpha	8		1-9
DI0439	LEA, Assigned Cooperative – The seven-digit LEA of the educational cooperative to which the district is assigned.	coop_lea	Alpha	7	Appendix D	1-9
DI0440	School Board Count - The total number of local board members for a district.	schbd_count	Num	2		1
DI0460	School Choice – Indicates whether the district participates in the school choice program.	school_choice	Alpha	1	Y/N	1,2
DI0470	Transfer Agreement – Indicates whether the district participates in transfer agreements with other districts.	transfer_agreement	Alpha	1	Y/N	1,3,4,5,7
DI0480	Bus Safety – Indicates if district complies with State Board of Education Regulations stating that all pupils transported in a school bus shall be instructed in safe riding practices and shall participate in emergency evacuation procedures at least twice each school year.	bus_safety	Alpha	1	Y/N	3,6
DI0482	Extra Curricular Total Athletic Mileage – Total miles driven by all school vehicles for extracurricular-athletics.	miles_ath	Num	7	#####	9
DI0483	Extra Curricular Total Non-Athletic Mileage – Total miles driven by all school vehicles for extracurricular non-athletics.	miles_non_ath	Num	7	#####	9
DI0485	Insurance Carrier – Indicate the insurance company who issued the policy on buses (transportation). 1=School Self-Insurance 2=School Board Association 3=Other	insur_com	Num	1	Table	3
DI0486	Employee Health Insurance – Amount of monthly health insurance premium per employee paid by district.	insur-prem	Dec	5,2	###.##	1,9
DI0488	Square Miles Per District – The number of square miles within the boundaries of the school district, to the nearest full square mile. This data is critical for the annual end-of-year statical report.	di_squ_miles	Num	4	#####	1
	Millage – Millage rate as passed in the current calendar year, or as ordered by the Quorum Court. In case of a failed millage election the millage rate to be entered in the system is the prior calendar year rate (not necessarily the rate approved in the prior calendar year as the millage election may have failed in the prior year, also.					
DI0490	Millage – Total millage rate for the district. One mill equals one-tenth of one percent (.001).	millage_1	Dec	6	###.##	3
DI0500	Millage, M&O – Millage voted on by the electors of a school district for maintenance and operation purposes.	millage_mo_1	Dec	6	###.##	3
DI0510	Millage, Dedicated Maintenance & Operation – Mills approved by a majority of the qualified voters in the school election not to exceed 3 mills of current expenses and maintenance and operation. Millages previously levied as a capital outlay tax or a current expenditure tax shall be considered dedicated maintenance and operation millages.	millage_currexp_1	Dec	6	###.##	3
DI0520	Millage, Debt Service – Mills voted by the electors of a school district to be pledged as security for the retirement of bonded indebtedness.	millage_debtsrv_1	Dec	6	###.##	3
DI0522	Millage Results, For – The number of votes cast for the proposed millage.	millage_for_1	Num	8		3
DI0524	Millage Results, Against – The number of votes cast against the proposed millage.	millage_against_1	Num	8		3
	Millage 2 – Millage 2 is for consolidated or annexed districts and are separate from the millage of the <u>host district</u> . Since millage rates are calendar year rates rather than fiscal year rates this section will only be completed in case of a failed millage election and the millage rate to be entered in the system is the prior calendar year.					
DI0525	Millage 2 – Total millage rate for the district. One mill equals one-tenth of one percent (.001).	millage_2	Dec	6	###.##	3

STATEWIDE INFORMATION SYSTEM 2013/2014

ID	Element	DATABASE SCHEMA				DI
		Name	Type	Size	Values	district Cycle
DI0526	Millage 2, M&O – Millage voted on by the electors of a school district for maintenance and operation purposes.	millage_mo_2	Dec	6	###.##	3
DI0527	Millage 2, Dedicated Maintenance & Operation – Mills approved by a majority of the qualified voters in the school election not to exceed 3 mills of current expenses and maintenance and operation. Millages previously levied as a capital outlay tax or a current expenditure tax shall be considered dedicated maintenance and operation millages.	millage_currexp_2	Dec	6	###.##	3
DI0528	Millage 2, Debt Service – Mills voted by the electors of a school district to be pledged as security for the retirement of bonded indebtedness	millage_debtserv_2	Dec	6	###.##	3
DI0529	Millage 2 Results, For – The number of votes cast for the proposed millage.	millage_for_2	Num	8		3
DI0530	Millage 2 Results, Against – The number of votes cast against the proposed millage.	millage_against_2	Num	8		3
	Millage 3 – Millage 3 rate for the districts that have combined more than two districts. Since millage rates are calendar year rates rather than fiscal year rates this section will only be completed in case of a failed millage election and the millage rate to be entered in the system is the prior calendar year. These millages are for consolidated or annexed districts and are separate from the millage of the host district.					
DI0531	Millage 3 – Total millage rate for the district. One mill equals one-tenth of one percent (.001).	millage_3	Dec	6	###.##	3
DI0532	Millage 3, M&O – Millage voted on by the electors of a school district for maintenance and operation purposes.	millage_mo_3	Dec	6	###.##	3
DI0533	Millage 3, Dedicated Maintenance & Operation – Mills approved by a majority of the qualified voters in the school election not to exceed 3 mills of current expenses and maintenance and operation. Millages previously levied as a capital outlay tax or a current expenditure tax shall be considered dedicated maintenance and operation millages.	millage_currexp_3	Dec	6	###.##	3
DI0534	Millage 3, Debt Service – Mills voted by the electors of a school district to be pledged as security for the retirement of bonded indebtedness	millage_debtserv_3	Dec	6	###.##	3
DI0535	Millage 3 Results, For – The number of votes cast for the proposed millage.	millage_for_3	Num	8		3
DI0536	Millage 3 Results, Against – The number of votes cast against the proposed millage.	millage_against_3	Num	8		3
	Safety Drill					
DI0610	Safety Training – Does the district provide a program of safety training essential to the reasonable protection of the lives of students and property from fire and other hazards in each unit of the school district?	fireldr_sfty	Alpha	1	Y/N	1
DI0620	Facility Inspection #1 = February 15th (Cycle 5) – Was each school facility inspected by your local fire department as required by Ark. Code Ann. 6-21-106? (This code requires that the local school district request an inspection of the premises by the fire department providing fire protection to the school premises seven calendar days prior to the beginning of Christmas break.)	fireldr_inspct1	Alpha	1	Y/N	5
DI0630	Facility Inspection #2 = June 15th (Cycle 7) – Was each school facility inspected by your local fire department as required by Ark. Code Ann. 6-21-106 between February 15 th and June 15 th of the current year? (This code requires that the local school district request an inspection of the premises by the fire department providing fire protection to the school premises seven calendar days prior to the end of the school year.)	fireldr_inspct2	Alpha	1	Y/N	7
	Supplemental Transportation Students					
DI0640	Act 609 Transported – The number of Act 609 (school choice students) attending a school outside their resident district and home district provides partial or full transportation to these Act 609 Students.	act609_transp	Num	4		6
DI0650	Act 214 Transported – The number of Act 214 (transfer students) attending a school outside their resident district and home district provides partial or full transportation to these Act 214 Students.	act214_transp	Num	4		6

STATEWIDE INFORMATION SYSTEM 2013/2014

ID	Element	DATABASE SCHEMA				DI
		Name	Type	Size	Values	district Cycle
DI0660	Special Education Transported – <i>The number of physically handicapped students requiring special transportation and is transported on your district buses. (IEP shall reflect specialized transportation)</i>	sped_transp	Num	4		6
	Transportation of Non-Public Students					
DI0670	Non-Public School Pupils Transported – <i>The number of non-public school pupils transported at public school expense.</i>	nonpub_transp	Num	4		1
	Federal Programs – Private Schools					
DI0672	Private School(s) – <i>Are there any private schools in this district?</i>	dist_privsch	Alpha	1	Y/N	6
	Cycle Submission Dates					
DI0675	Cycle 1 Submission Date – <i>The date cycle 1 data is submitted.</i>	cycle1_date	Date	8	MMDD YYYYY	1
DI0680	Cycle 2 Submission Date – <i>The date cycle 2 data is submitted.</i>	cycle2_date	Date	8	MMDD YYYY	2
DI0685	Cycle 3 Submission Date – <i>The date cycle 3 data is submitted.</i>	cycle3_date	Date	8	MMDD YYYY	3
DI0690	Cycle 4 Submission Date – <i>The date cycle 4 data is submitted.</i>	cycle4_date	Date	8	MMDD YYYY	4
DI0695	Cycle 5 Submission Date – <i>The date cycle 5 data is submitted.</i>	cycle5_date	Date	8	MMDD YYYY	5
DI0700	Cycle 6 Submission Date – <i>The date cycle 6 data is submitted.</i>	cycle6_date	Date	8	MMDD YYYY	6
DI0705	Cycle 7 Submission Date – <i>The date cycle 7 data is submitted.</i>	cycle7_date	Date	8	MMDD YYYY	7
DI0710	Cycle 8 Submission Date – <i>The date cycle 8 data is submitted.</i>	cycle8_date	Date	8	MMDD YYYY	8
DI0715	Cycle 9 Submission Date – <i>The date cycle 9 data is submitted.</i>	cycle9_date	Date	8	MMDD YYYY	9

STATEWIDE INFORMATION SYSTEM 2013/2014

ID	Element	Name	Type	Size	Value	AT act28 Cycle
	Key					
AT0010	Fiscal Year – The fiscal year that this reporting cycle represents: For the 2013/2014 reporting year fy must be = 24	fy	Num	2	Table	9
AT0020	Cycle – The reporting cycle for which the data is submitted: 9 = August 31 st	cycle	Num	2	Table	9
AT0030	LEA, District – Local Education Agency, the unique seven-digit number assigned by the ADE to identify individual county, district, schools, cooperatives, and vocational institutions. The first two digits represent the county, the second two digits represent the district, and the last three digits represent the individual school, for example: 6001000 60 = Pulaski County 01 = Little Rock School District 000 = N/A (zeroes for district)	lea	Alpha	7	Appendix B	9
	General					
	ALE					
AT0040	Standardized reasons for maintaining an ALE Fund Balance: ALE balance needed for expenditures due prior to October funds distribution.	ale_a	Alpha	1	Y/N	9
AT0050	Standardized reasons for maintaining an ALE Fund Balance: Received more funds than budgeted.	ale_b	Alpha	1	Y/N	9
AT0060	Standardized reasons for maintaining an ALE Fund Balance: Employee resignations reduced budgeted expenditures.	ale_c	Alpha	1	Y/N	9
AT0070	Standardized reasons for maintaining an ALE Fund Balance: Utilized other revenue sources for eligible categorical expenditures.	ale_d	Alpha	1	Y/N	9
AT0080	Standardized reasons for maintaining an ALE Fund Balance: Balance will be budgeted in the next fiscal year.	ale_e	Alpha	1	Y/N	9
AT0090	Standardized reasons for maintaining an ALE Fund Balance: Funds received too late in the fiscal year to fully expend.	ale_f	Alpha	1	Y/N	9
AT0100	Standardized reasons for maintaining an ALE Fund Balance: New program to be implemented in the next fiscal year.	ale_g	Alpha	1	Y/N	9
AT0110	Standardized reasons for maintaining an ALE Fund Balance: ALE program at Coop.	ale_h	Alpha	1	Y/N	9
AT0120	Standardized reasons for maintaining an ALE Fund Balance: ALE program with other districts.	ale_i	Alpha	1	Y/N	9
AT0130	Standardized reasons for maintaining an ALE Fund Balance: No ALE program in the next school year.	ale_j	Alpha	1	Y/N	9
AT0140	Standardized reasons for maintaining an ALE Fund Balance: Will transfer to another categorical fund next year where it can be spent in accordance with ACSIP.	ale_k	Alpha	1	Y/N	9
AT0150	Standardized reasons for maintaining an ALE Fund Balance: To cover salary and benefit increases during the first or second year of the biennium when categorical funds per student did not increase.	ale_l	Alpha	1	Y/N	9
AT0160	Standardized reasons for maintaining an ALE Fund Balance: None of the above.	ale_m	Alpha	1	Y/N	9
	ELL					
AT0170	Standardized reasons for maintaining an ELL Fund Balance: ELL balance needed for expenditures due prior to January funds distribution.	ell_a	Alpha	1	Y/N	9
AT0180	Standardized reasons for maintaining an ELL Fund Balance: Received more funds than budgeted.	ell_b	Alpha	1	Y/N	9
AT0190	Standardized reasons for maintaining an ELL Fund Balance: Employee resignations reduced budgeted expenditures.	ell_c	Alpha	1	Y/N	9
AT0200	Standardized reasons for maintaining an ELL Fund Balance: Utilized other revenue sources for eligible categorical expenditures.	ell_d	Alpha	1	Y/N	9
AT0210	Standardized reasons for maintaining an ELL Fund Balance: Balance will be budgeted in the next fiscal year.	ell_e	Alpha	1	Y/N	9

STATEWIDE INFORMATION SYSTEM 2013/2014

ID	Element	DATABASE SCHEMA				AT
		Name	Type	Size	Value	act28 Cycle
AT0220	Standardized reasons for maintaining an ELL Fund Balance: <i>Funds received too late in the fiscal year to fully expend.</i>	ell_f	Alpha	1	Y/N	9
AT0230	Standardized reasons for maintaining an ELL Fund Balance: <i>New program to be implemented in the next fiscal year.</i>	ell_g	Alpha	1	Y/N	9
AT0240	Standardized reasons for maintaining an ELL Fund Balance: <i>Failed to find qualified staff.</i>	ell_h	Alpha	1	Y/N	9
AT0250	Standardized reasons for maintaining an ELL Fund Balance: <i>Federal funds were used in place of state funds.</i>	ell_i	Alpha	1	Y/N	9
AT0260	Standardized reasons for maintaining an ELL Fund Balance: <i>Coop program for multiple districts.</i>	ell_j	Alpha	1	Y/N	9
AT0270	Standardized reasons for maintaining an ELL Fund Balance: <i>No ELL program in the school year.</i>	ell_k	Alpha	1	Y/N	9
AT0280	Standardized reasons for maintaining an ELL Fund Balance: <i>Will transfer to another categorical fund next year where it can be spent in accordance with ACSIP.</i>	ell_l	Alpha	1	Y/N	9
AT0290	Standardized reasons for maintaining an ELL Fund Balance: <i>To cover salary and benefit increases during the first or second year of the biennium when categorical funds per student did not increase.</i>	ell_m	Alpha	1	Y/N	9
AT0300	Standardized reasons for maintaining an ELL Fund Balance: <i>None of the above.</i>	ell_n	Alpha	1	Y/N	9
	NSLA					
AT0310	Standardized reasons for maintaining an NSLA Fund Balance: <i>NSLA balance needed for expenditures due prior to August funds distribution.</i>	nsla_a	Alpha	1	Y/N	9
AT0320	Standardized reasons for maintaining an NSLA Fund Balance: <i>Received more funds than budgeted.</i>	nsla_b	Alpha	1	Y/N	9
AT0330	Standardized reasons for maintaining an NSLA Fund Balance: <i>Employee resignations reduced budgeted expenditures.</i>	nsla_c	Alpha	1	Y/N	9
AT0340	Standardized reasons for maintaining an NSLA Fund Balance: <i>NSLA balance needed for expenditures due prior to August funds distribution.</i>	nsla_d	Alpha	1	Y/N	9
AT0350	Standardized reasons for maintaining an NSLA Fund Balance: <i>Balance will be budgeted in the next fiscal year.</i>	nsla_e	Alpha	1	Y/N	9
AT0360	Standardized reasons for maintaining an NSLA Fund Balance: <i>Funds received too late in the fiscal year to fully expend.</i>	nsla_f	Alpha	1	Y/N	9
AT0370	Standardized reasons for maintaining an NSLA Fund Balance: <i>New program to be implemented in the next fiscal year.</i>	nsla_g	Alpha	1	Y/N	9
AT0380	Standardized reasons for maintaining an NSLA Fund Balance: <i>Failed to find qualified staff.</i>	nsla_h	Alpha	1	Y/N	9
AT0390	Standardized reasons for maintaining an NSLA Fund Balance: <i>Due to a decline in F&R percentage, balance to be used to transition program.</i>	nsla_i	Alpha	1	Y/N	9
AT0400	Standardized reasons for maintaining an NSLA Fund Balance: <i>Due to fewer students, expended less funds than budgeted.</i>	nsla_j	Alpha	1	Y/N	9
AT0410	Standardized reasons for maintaining an NSLA Fund Balance: <i>Will transfer to another categorical fund next year where it can be spent in accordance with ACSIP.</i>	nsla_k	Alpha	1	Y/N	9
AT0420	Standardized reasons for maintaining an NSLA Fund Balance: <i>To cover salary and benefit increases during the first or second year of the biennium when categorical funds per student did not increase.</i>	nsla_l	Alpha	1	Y/N	9
AT0430	Standardized reasons for maintaining an NSLA Fund Balance: <i>Fully utilize ARRA funds for expenses which might have been covered by NSLA since there is a spending deadline for these funds while conserving state and local funds while using the ARRA fund first.</i>	nsla_m	Alpha	1	Y/N	9
AT0435	Standardized reasons for maintaining an NSLA Fund Balance: <i>None of the above.</i>	nsla_n	Alpha	1	Y/N	9

STATEWIDE INFORMATION SYSTEM 2013/2014

ID	Element	Name	Type	Size	Value	AT act28 Cycle
	PD (Professional Development)					
AT0440	Standardized reasons for maintaining a Professional Development Fund Balance: <i>PD balance needed for expenditures due prior to August funds distribution.</i>	pd_a	Alpha	1	Y/N	9
AT0450	Standardized reasons for maintaining a Professional Development Fund Balance: <i>Received more funds than budgeted.</i>	pd_b	Alpha	1	Y/N	9
AT0460	Standardized reasons for maintaining a Professional Development Fund Balance: <i>Employee resignations reduced budgeted expenditures</i>	pd_c	Alpha	1	Y/N	9
AT0470	Standardized reasons for maintaining a Professional Development Fund Balance: <i>Utilized other revenue sources for eligible categorical expenditures.</i>	pd_d	Alpha	1	Y/N	9
AT0480	Standardized reasons for maintaining a Professional Development Fund Balance: <i>Balance will be budgeted in the next fiscal year.</i>	pd_e	Alpha	1	Y/N	9
AT0490	Standardized reasons for maintaining a Professional Development Fund Balance: <i>Funds received too late in the fiscal year to fully expend.</i>	pd_f	Alpha	1	Y/N	9
AT0500	Standardized reasons for maintaining a Professional Development Fund Balance: <i>New program to be implemented in the next fiscal year.</i>	pd_g	Alpha	1	Y/N	9
AT0510	Standardized reasons for maintaining a Professional Development Fund Balance: <i>Balance used for summer programs.</i>	pd_h	Alpha	1	Y/N	9
AT0530	Standardized reasons for maintaining a Professional Development Fund Balance: <i>Will transfer funds to ALE.</i>	pd_j	Alpha	1	Y/N	9
AT0540	Standardized reasons for maintaining a Professional Development Fund Balance: <i>Will transfer funds to ELL.</i>	pd_k	Alpha	1	Y/N	9
AT0550	Standardized reasons for maintaining a Professional Development Fund Balance: <i>Will transfer funds to NSLA.</i>	pd_l	Alpha	1	Y/N	9
AT0570	Standardized reasons for maintaining a Professional Development Fund Balance: <i>To cover salary and benefit increases during the first or second year of the biennium when categorical funds per student did not increase.</i>	pd_n	Alpha	1	Y/N	9
AT0580	Standardized reasons for maintaining a Professional Development Fund Balance: <i>None of the above.</i>	pd_o	Alpha	1	Y/N	9
	Legal Balance					
AT0590	Standardized reasons for maintaining a Legal Balance Fund Balance: <i>Balance needed for expenditures due prior to August 31 funds distribution.</i>	lb_a	Alpha	1	Y/N	9
AT0600	Standardized reasons for maintaining a Legal Balance Fund Balance: <i>Received more funds than budgeted.</i>	lb_b	Alpha	1	Y/N	9
AT0620	Standardized reasons for maintaining a Legal Balance Fund Balance: <i>Funds received too late in fiscal year to fully expend.</i>	lb_d	Alpha	1	Y/N	9
AT0630	Standardized reasons for maintaining a Legal Balance Fund: <i>New program to be implemented in the next fiscal year.</i>	lb_e	Alpha	1	Y/N	9
AT0640	Standardized reasons for maintaining a Legal Balance Fund: <i>Failed to find qualified staff that were budgeted.</i>	lb_f	Alpha	1	Y/N	9
AT0650	Standardized reasons for maintaining a Legal Balance Fund: <i>Federal funds were used in place of state funds that were budgeted.</i>	lb_g	Alpha	1	Y/N	9
AT0660	Standardized reasons for maintaining a Legal Balance Fund: <i>Due to fewer students, expended less funds than budgeted.</i>	lb_h	Alpha	1	Y/N	9
AT0670	Standardized reasons for maintaining a Legal Balance Fund: <i>Balance used for summer programs.</i>	lb_i	Alpha	1	Y/N	9
AT0680	Standardized reasons for maintaining a Legal Balance Fund: <i>It is prudent to carry over a balance for emergencies.</i>	lb_j	Alpha	1	Y/N	9
AT0690	Standardized reasons for maintaining a Legal Balance Fund: <i>Carry over for capital expenditures.</i>	lb_k	Alpha	1	Y/N	9
AT0700	Standardized reasons for maintaining a Legal Balance Fund: <i>Carry over for technology purchases.</i>	lb_l	Alpha	1	Y/N	9

STATEWIDE INFORMATION SYSTEM 2013/2014

ID	Element	DATABASE SCHEMA				AT
		Name	Type	Size	Value	act28 Cycle
AT0710	Standardized reasons for maintaining a Legal Balance Fund: <i>No Comment.</i>	lb_m	Alpha	1	Y/N	9
AT0720	Standardized reasons for maintaining a Legal Balance Fund: Balance is required to pay encumbrances from a prior year.	lb_n	Alpha	1	Y/N	9
AT0730	Standardized reasons for maintaining a Legal Balance Fund: <i>A portion of the balance was used to purchase inventory that has not yet been placed into service and is reflected on the balance sheet.</i>	lb_o	Alpha	1	Y/N	9
AT0740	Standardized reasons for maintaining a Legal Balance Fund: <i>A portion of the balance includes accounts receivable that has not been collected. The balance should be maintained because of the risk of not collecting the full amount. The timing of collections is another consideration with regard to this item. The accrued 40% pullback not collected at June 30 is significant in some districts.</i>	lb_p	Alpha	1	Y/N	9
AT0750	Standardized reasons for maintaining a Legal Balance Fund: <i>The balance includes various debt service sinking funds obligated to pay debt principal and interest in a future year. Included in these are regular bond issue payments as well as QZAB escrow amounts.</i>	lb_q	Alpha	1	Y/N	9
AT0760	Standardized reasons for maintaining a Legal Balance Fund: <i>To ensure continuity of services in future years when funding sources decline, a reasonable balance is required.</i>	lb_r	Alpha	1	Y/N	9
AT0770	Standardized reasons for maintaining a Legal Balance Fund: <i>A portion of the balance is designated to cover (a) insurance deductibles (b) unemployment benefits (c) operating fund capital outlay purchases (d) deferred maintenance.</i>	lb_s	Alpha	1	Y/N	9

STATEWIDE INFORMATION SYSTEM 2013/2014

ID	Element	Name	Type	Size	Value	BC bank_recon Cycle																																																				
	Key																																																									
BC0010	Fiscal Year – The fiscal year that this reporting represents: For the 2013/2014 reporting year fy must be = 24	fy	Num	2	Table	1-9																																																				
BC0020	Cycle - The reporting cycle for which the data is submitted: 1 = September 30th 2 = October 15 th 3 = November 15th 4 = December 15th 5 = February 15th 6 = April 15th 7 = June 15th 8 = July 31 st 9 = August 31 st	cycle	Num	2	Table	1-9																																																				
BC0030	LEA, District/Coop – Local Education Agency, the unique seven-digit number assigned by the ADE to identify individual county, district, and cooperative. The first two digits represent the county, the second two digits represent the district, and the last three digits represent the individual school, for example: 6001000 60 = Pulaski County 01 = Little Rock School District 000 = N/A (zeroes for district)	lea	Alpha	7	Appendix B/D	1-9																																																				
BC0035	Finance Period – The twelve Financial Management System banking periods reported to APSCN during the year.	finance_period	Num	2		1-9																																																				
	General																																																									
BC0040	Bank Statement Balance - This entered amount is the ending cash balance according to the bank statement being reconciled. <table border="1"> <thead> <tr> <th>Cycle</th> <th>Cycle Deadline</th> <th>Accounting Period</th> <th>Month End of Accounting Period</th> </tr> </thead> <tbody> <tr><td>Cycle 1</td><td>Sept 30</td><td>Period 1</td><td>July 31</td></tr> <tr><td>Cycle 2</td><td>Oct 15</td><td>Period 2</td><td>August 31</td></tr> <tr><td>Cycle 3</td><td>Nov 15</td><td>Period 3</td><td>September 30</td></tr> <tr><td>Cycle 4</td><td>Dec 15</td><td>Period 4</td><td>October 31</td></tr> <tr><td>Cycle 5</td><td>Feb 15</td><td>Period 5</td><td>November 30</td></tr> <tr><td>Cycle 5</td><td>Feb 15</td><td>Period 6</td><td>December 31</td></tr> <tr><td>Cycle 6</td><td>Apr 15</td><td>Period 7</td><td>January 31</td></tr> <tr><td>Cycle 6</td><td>Apr 15</td><td>Period 8</td><td>February 28</td></tr> <tr><td>Cycle 7</td><td>June 15</td><td>Period 9</td><td>March 31</td></tr> <tr><td>Cycle 7</td><td>June 15</td><td>Period 10</td><td>April 30</td></tr> <tr><td>Cycle 8</td><td>July 31</td><td>Period 11</td><td>May 31</td></tr> <tr><td>Cycle 9</td><td>Aug 31</td><td>Period 12</td><td>June 30</td></tr> </tbody> </table> “All Districts, Charters and Education Service Cooperatives are to submit bank reconciliations for every cycle.”	Cycle	Cycle Deadline	Accounting Period	Month End of Accounting Period	Cycle 1	Sept 30	Period 1	July 31	Cycle 2	Oct 15	Period 2	August 31	Cycle 3	Nov 15	Period 3	September 30	Cycle 4	Dec 15	Period 4	October 31	Cycle 5	Feb 15	Period 5	November 30	Cycle 5	Feb 15	Period 6	December 31	Cycle 6	Apr 15	Period 7	January 31	Cycle 6	Apr 15	Period 8	February 28	Cycle 7	June 15	Period 9	March 31	Cycle 7	June 15	Period 10	April 30	Cycle 8	July 31	Period 11	May 31	Cycle 9	Aug 31	Period 12	June 30	bank_bal	Dec	10,2	##,###,###.##	1-9
Cycle	Cycle Deadline	Accounting Period	Month End of Accounting Period																																																							
Cycle 1	Sept 30	Period 1	July 31																																																							
Cycle 2	Oct 15	Period 2	August 31																																																							
Cycle 3	Nov 15	Period 3	September 30																																																							
Cycle 4	Dec 15	Period 4	October 31																																																							
Cycle 5	Feb 15	Period 5	November 30																																																							
Cycle 5	Feb 15	Period 6	December 31																																																							
Cycle 6	Apr 15	Period 7	January 31																																																							
Cycle 6	Apr 15	Period 8	February 28																																																							
Cycle 7	June 15	Period 9	March 31																																																							
Cycle 7	June 15	Period 10	April 30																																																							
Cycle 8	July 31	Period 11	May 31																																																							
Cycle 9	Aug 31	Period 12	June 30																																																							
BC0050	Deposits In Transit - This entered amount is the money which is in transit to the bank since the closing date of the bank statement	dep_trans	Dec	10,2	##,###,###.##	1-9																																																				
BC0060	Outstanding Checks - This pulled amount from database is the total amount of checks that have not been presented to the bank for payment.	out_checks	Dec	10,2	##,###,###.##	1-9																																																				
BC0070	Adjusted Bank Balance – The bank balance calculated from the bank statement (BC0040) plus the deposits in transit (BC0050) less the outstanding checks (BC0060).	adj_bank_bal	Dec	10,2	##,###,###.##	1-9																																																				
BC0080	Computer Cash Balance – The general ledger cash accounts total (cash account range: 01010 – 01029, 01070 - 01079).	gl_cash_bal	Dec	10,2	##,###,###.##	1-9																																																				
BC0090	Bank Account Variance – The difference between the adjusted bank balance (BC0070) less the computer cash balance (BC0080).	bank_var	Dec	10,2	##,###,###.##	1-9																																																				
BC0100	Reconciled By – Staff employee who reconciled bank statement.	reconciled	alpha	30		1-9																																																				
BC0110	Date Reconciled – Date staff employee reconciled bank statement.	date_recon	date	###/###/####		1-9																																																				
BC0120	Date Reviewed By Superintendent – Date superintendent reviewed reconciled bank statement.	date_reviewed	date	###/###/####		1-9																																																				

STATEWIDE INFORMATION SYSTEM 2013/2014

DATABASE SCHEMA

BL
bldglosses

ID	Element	Name	Type	Size	Values	Cycle
	Key					
BL0010	Fiscal Year – <i>The fiscal year that this reporting cycle represents: For the 2013/2014 reporting year fy must be = 24</i>	fy	Num	2	Table	9
BL0020	Cycle – <i>The reporting cycle for which the data is submitted: 9 =August 31st</i>	cycle	Num	2	Table	9
BL0030	LEA, District/Coop – <i>Local Education Agency, the unique seven-digit number assigned by the ADE to identify individual county, district, and cooperative. The first two digits represent the county, the second two digits represent the district, and the last three digits represent the individual school, for example: 6001000 60 = Pulaski County 01 = Little Rock School District 000 = N/A (zeroes for district)</i>	lea	Alpha	7	Appendix B/D	9
BL0040	Identification Number – <i>(Unique number to be incremented for multiple entries).</i>	id_no	Alpha	2		9
	Building Loss Information					
BL0050	Date of Loss – <i>The day the building incurred the damage.</i>	loss_date	Date	8	MMDD YYYY	9
BL0060	Type of School – <i>The classification of the school building – elementary, middle, junior high or high school.</i>	type_sch	Alpha	15		9
BL0070	Type of Construction – <i>The type of structure.</i>	type_const	Alpha	15		9
BL0080	Reason for Loss – <i>The reason for damage to the property.</i>	loss_reason	Alpha	15		9
BL0090	Estimated Loss – <i>The estimated amount of damage to the building.</i>	loss_estim	Dec	15	##### #####.##	9
BL0100	Insurance Coverage – <i>The amount of insurance coverage on the property.</i>	ins_coverage	Dec	15	##### #####.##	9

STATEWIDE INFORMATION SYSTEM 2013/2014

DATABASE SCHEMA

EM
Employee

ID	Element	Name	Type	Size	Value	Cycle
	Key					
EM0010	Fiscal Year – The fiscal year that this reporting cycle represents: For the 2013/2014 reporting year fy must be = 24	fy	Num	2	Table	1,2,8,9
EM0020	Cycle – The reporting cycle for which the data is submitted: 1 = September 30th 2 = October 15 th 8 = July 31 st 9 = August 31st	cycle	Num	2	Table	1,2,8,9
EM0030	LEA, School or District – Local Education Agency, the unique seven-digit number assigned by the ADE to identify individual county, district, schools, cooperatives, and vocational institutions. The first two digits represent the county, the second two digits represent the district, and the last three digits represent the individual school, for example: 6001002 60 = Pulaski County 01 = Little Rock School District 002 = Hall High School(all zeroes for district employees)	lea	Alpha	7	Appendix B,C,D	1,2,8,9
EM0040	SSN, Staff – The nine-digit Social Security number of the staff member being identified.	ssn	Alpha	9	#####	1,2,8,9
	Employee State Identification Number					
EM0125	State Reporting ID, Staff – The unique 10-digit Triand identifier generated for the teacher by the state.	uiq_emp_id	Alpha	10	##### ##	1,2,8,9
	Employee Name					
EM0050	First	fname	Alpha	20		1,2,8,9
EM0060	Middle	mname	Alpha	15		1,2,8,9
EM0070	Last	lname	Alpha	25		1,2,8,9
	Address, Mailing – The street name and building number or PO box where home mail is received for this employee.					
EM0080	Address	address	Alpha	30		1,2,8,9
EM0090	City	city	Alpha	20		1,2,8,9
EM0100	State	state	Alpha	2		1,2,8,9
EM0110	Zip	zip	Num	5		1,2,8,9
EM0120	Zip-4	zip4	Num	4		1,2,8,9
	General					
EM0130	Race – The general racial or ethnic heritage with which the individual most identifies from the following codes: YNNNNN = Hispanic NYNNNN = Native American/Alaskan Native NNYNNN = Asian NNNYNN = Black/African American NNNNYN = Native Hawaiian/Pacific Islander NNNNNY = White Y in more than one combination will be considered 2 or more races.	race_ethnic	Alpha	6	NNNNNN	1,2,8,9
EM0140	Gender – The sexual classification of the staff person. M = Male F = Female	gender	Alpha	1	Table	1,2,8,9
EM0150	Date, Birth – The staff member's date of birth.	birth_date	Date	8	MMDDYYYY	1,2,8,9
EM0160	Date, Hired – The date a person was originally employed by the district.	hire_date	Date	8	MMDDYYYY	1,2,8,9
EM0170	Degree – The highest degree received.	degree	Alpha	4		1,2,8,9
EM0175	Degree Description – Description of degree.	desc_degree	Alpha	30		1,2,8,9
EM0176	Employment Status – Is the employee a full-time or part-time employee. F = Full-Time P = Part-Time	emp_status	Alpha	1	Table	1,2,8,9

DATABASE SCHEMA

EM
Employee

ID	Element	Name	Type	Size	Value	Cycle
EM0180	Experience Category (STATUS), Certified / Classified – The teaching experience of the certified staff employee should be one of the Status Codes 1 through 4, The classified staff employee should be Status Code 0: 0 = Classified staff 1 = Beginning teacher 2 = Transfer from another school district 3 = Did not teach last year, but has taught 4 = Taught in this district last year	exp_category	Num	1	Table	1,2,8,9
EM0190	Experience, Total Years – The total number of teaching years both in state and out of state.	exp_totyrs	Num	2		1,2,8,9
EM0200	Experience, District – The total number of teaching years employee has in the current district.	exp_distyrs	Num	2		1,2,8,9
EM0205	Experience, State Years – The total number teaching years in the current state.	exp_state	Dec	3	##.#	1,2,8,9
EM0210	Out of District – Designates an employee who works for another district, coop, vocational school, and teaches a class for the reporting district as an out of district class.	out_district	Alpha	1	Y/N	1,2,8,9
EM0214	Insurance Eligibility – The employee is eligible for insurance	emp_ins_elig	Alpha	1	Y/N	1,2,8,9
EM0215	Insurance Participation – The employee is a member of the insurance plan.	emp_ins_par	Alpha	1	Y/N	1,2,8,9
	Certified Time Percentage					
EM0220	Teacher Time Percentage – Enter the percentage the certified employee is actually employed. (not to exceed 1.00)	emp_timepct	Num	###	4	1,2,8,9

STATEWIDE INFORMATION SYSTEM 2013/2014

DATABASE SCHEMA

FA
empadd_duty

ID	Element	Name	Type	Size	Values	Cycle
	Key					
FA0010	Fiscal Year – The fiscal year that this reporting cycle represents: For the 2013/2014 reporting year fy must be = 24	fy	Num	2	Table	1
FA0020	Cycle – The reporting cycle for which the data is submitted: 1 =September 30th	cycle	Num	2	Table	1
FA0030	LEA, District/Coop – Local Education Agency, the unique seven-digit number assigned by the ADE to identify individual county, district, and cooperative. The first two digits represent the county, the second two digits represent the district, and the last three digits represent the individual school, for example: 6001000 60 = Pulaski County 01 = Little Rock School District 000 = N/A (zeroes for district)	lea	Alpha	7	Appendix B,D	1
FA0040	SSN, Staff – The nine-digit Social Security number of the staff member being identified.	ssn	Alpha	9	#####	1
FA0045	State Reporting ID, Staff – The unique 10-digit Triand identifier generated for the teacher by the state.	uniq_emp_id	Alpha	10		1
FA0043	Employee ID Number – The unique 9-digit numeric employee identifier: may or may not be same as social security number without the dashes.	emp_id	Interger	9		1
FA0050	Additional Duty – Salary paid in addition to salary schedule/range/step amount.	ad_desc	Alpha	30		1
	Information – Information pulled is for current year additional duty salary).					
FA0060	Salary – Total amount paid for additional duties.	salary	Dec	12,2	#####.##	1
FA0070	FTE – Full-time equivalency percentage entered as a decimal (1.0 = 100%); represents the portion of a full-time position that applies to the additional duty.	fte	Dec	9,6	#####	1

STATEWIDE INFORMATION SYSTEM 2013/2014

DATABASE SCHEMA

BS
empbasesal

ID	Element	Name	Type	Size	Value	Cycle
	Key					
BS0010	Fiscal Year – The fiscal year that this reporting cycle represents: For the 2013/2014 reporting year fy must be = 24	fy	Num	2	Table	1
BS0020	Cycle – The reporting cycle for which the data is submitted: 1 = September 30 th	cycle	Num	2	Table	1
BS0030	LEA, District/Coop – Local Education Agency, the unique seven-digit number assigned by the ADE to identify individual county, district, and cooperative. The first two digits represent the county, the second two digits represent the district, and the last three digits represent the individual school, for example: 6001000 60 = Pulaski County 01 = Little Rock School District 000 = N/A (zeroes for district)	lea	Alpha	7	Appendix B/D	1
BS0040	SSN, Staff – The nine-digit Social Security number of the staff member being identified.	ssn	Alpha	9	#####	1
BS0041	State Reporting ID, Staff – The unique 10-digit Triand identifier generated for the teacher by the state.	uniq_emp_id	Alpha	10		1
BS0043	Employee ID Number – The unique 9-digit numeric employee identifier: may or may not be same as social security number without the dashes.	emp_id	Num	9		1
BS0045	Salary Schedule Code –Corresponds to a specific salary code defined in the salary schedule record.	salsch_code	Alpha	10		1
	Information – Information pulled is for current year additional duty salary).					
BS0050	Class Title –Description of the employees position	class_title	Alpha	30		1
BS0060	Contract Days – Number of working days in the contract.	cont_days	Dec	6	####.##	1
BS0070	Days Worked – Number of days the employee works in a year.	days_worked	Dec	6	####.##	1
BS0110	Employee Salary Fund (Budget Unit Information) –The fund code from which the salary is being paid. 0 = Other 1 = Teacher Salary 2 = Operating 3 = Building 6 = Federal 7 = Activity 8 = Food Service	salfd	Alpha	1	Table	1
BS0120	Source of Funds (Budget Unit Information) – A three-digit number that is the second, third and fourth digits in the 16 digit budget unit that is assigned to restricted revenues to enable the revenues and expenditures to be accounted for by the specific revenue source.	sof	Alpha	3		1
BS0130	Function – A four-digit number that is the fifth, sixth, seventh and eighth digits in the 16-digit budget unit that describes an activity being performed when a service is provided or goods are received.	func	Alpha	4		1
BS0140	Object – A five-digit account code that is used to describe the service or commodity received as a result of the expenditure.	object	Alpha	8		1
BS0150	Location – A three-digit number that is the ninth, tenth and eleventh digits in the 16-digit budget unit that describes the building receiving the benefit of the transaction and is determined by the last three digits of the building LEA number.	location	Alpha	3		1

DATABASE SCHEMA

BS
empbasal

ID	Element	Name	Type	Size	Value	Cycle
BS0160	Program Code – A program is a plan of activities and procedures designed to accomplish a predetermined objective or set of objectives. Nine broad program areas are identified in the Financial Handbook: regular education, special education, vocational education, other instructional (PK-12), non-public school, adult/continuing education, community/junior college education, community services and enterprise. The program dimension allows agencies to charge program costs, instructional and support, directly to the benefiting program. For example, special education transportation costs are classified to the support services function, transportation, even though they should be charged directly to the special education program.	prog_code	Alpha	3		1
BS0170	Subject – Subject is the 15th and 16th positions of the 16 digit budget unit.	subject	alpha	2		1
BS0180	Job Rate Flag – There are two rate flags; P (primary rate) or S (secondary rate) P = Primary Rate S = Secondary Rate	job_rate_f	Alpha	6,4	Table	1
BS0190	Employee Rate – Unique rate number corresponding to the employee; a given employee can have up to 20 rates.	rate_no	Num	3		1
BS0200	Job Class Code – A description of the position/title a person holds within the district, Example: “Superintendent.”	classify	Alpha	4		1
BS0210	Percentage – Percentage of the pay amount distributed.	prcent	Dec	6,4	#####.####	1
BS0220	Range – Corresponds to a specific range defined in the salary schedule.	range	Alpha	10		1
BS0230	Step – Salary schedule step for the employee rate.	step	Num	2	##	1
BS0240	Base Salary – Salary for range and step.	basal_amt	Dec	8,2	#####.##	1
BS0250	Annual Salary – Total contracted salary.	bs-annl_sal	Dec	10,2	#####.##	1

STATEWIDE INFORMATION SYSTEM 2013/2014

DATABASE SCHEMA

CF
empben

ID	Element	Name	Type	Size	Value	Cycle
	Key					
CF0010	Fiscal Year – The fiscal year that this reporting cycle represents: For the 2013/2014 reporting year fy must be = 24	fy	Num	2	Table	1
CF0020	Cycle – The reporting cycle for which the data is submitted: 1 =September 30th	cycle	Num	2	Table	1
CF0030	LEA, District/Coop – Local Education Agency, the unique seven-digit number assigned by the ADE to identify individual county, district, and cooperative. The first two digits represent the county, the second two digits represent the district, and the last three digits represent the individual school, for example: 6001000 60 = Pulaski County 01 = Little Rock School District 000 = N/A (zeroes for district)	lea	Alpha	7	Appendix B/D	1
CF0040	SSN, Staff – The nine-digit Social Security number of the staff member being identified.	ssn	Alpha	9		1
	General					
CF0050	State Reporting ID, Staff – The unique 10-digit Triand identifier generated for the teacher by the state.	uniq_emp_id	Alpha	10		1
	Superintendent/Chief Financial Officer/Business Manager – All salary paid to the employee including unused sick leave. Actual fiscal year (2013/ 14).					
CF0060	Employee Title (Fund Code Information) – The title of the person from which the benefit is being paid. 1 = Superintendent 4 = Assistant Superintendent 2 = Chief Financial Officer 5 = Other 3 = Business Manager	emp_title	Num	1	Table	1
CF0070	First	fname	Alpha	20		1
CF0080	Middle	mname	Alpha	15		1
CF0090	Last	lname	Alpha	25		1
CF0100	Employee Benefits – All payments and services provided employee in addition to salary. This would be benefits that are not available to all employees. 1 = Vehicle Benefit 2 = Housing Benefit 3 = Dental 4 = Health Insurance 5 = Life/Disability 6 = Annuities/Additional Retirement 7 = Membership/Prof & Other Dues and Fees 8 = Travel 9 = Other	emp_benefits	Num	2	Table	1
CF0110	Benefit Total – Amount paid annually for employee benefits.	benefit_amt	Dec	10,2	#####. ##	1

DATABASE SCHEMA

EB
employeebonus

ID	Element	Name	Type	Size	Value	Cycle
	Key					
EB0010	Fiscal Year – The fiscal year that this reporting cycle represents: For the 2013/2014 reporting year fy must be = 24	fy	Num	2	Table	9
EB0020	Cycle – The reporting cycle for which the data is submitted: 9 =August 31 st	cycle	Num	2	Table	9
EB0030	LEA, District/Coop – Local Education Agency, the unique seven-digit number assigned by the ADE to identify individual county, district, and cooperative. The first two digits represent the county, the second two digits represent the district, and the last three digits represent the individual school, for example: 6001000 60 = Pulaski County 01 = Little Rock School District 000 = N/A (zeroes for district)	lea	Alpha	7	Appendix B/D	9
	Bonus – Actual fiscal year.					
EB0040	SSN, Staff – The nine-digit Social Security number of the staff member being identified.	ssn	Alpha	9		9
EB0050	State Reporting ID, Staff – The unique 10-digit Triand identifier generated for the teacher by the state.	uniq_emp_id	Alpha	10		9
EB0060	Employee Salary Fund (Budget Unit Information) –The fund code from which the salary is being paid. 1 = Teacher Salary 2 = Operating 3 = Building 6 = Federal 7 = Activity 8 = Food Service	emp_salfd	Alpha	1	Table	9
EB0062	Source of Funds (Budget Unit Information) – A three-digit number that is the second, third and fourth digits in the 16 digit budget unit that is assigned to restricted revenues to enable the revenues and expenditures to be accounted for by the specific revenue source.	emp_sof	Alpha	3		9
EB0065	Function – A four-digit number that is the fifth, sixth, seventh and eighth digits in the 16-digit budget unit that describes an activity being performed when a service is provided or goods are received.	emp_func	Alpha	4		9
EB0068	Object – A five-digit account code that is used to describe the service or commodity received as a result of the expenditure.	emp_object	Alpha	5		9
EB0069	Location – A three-digit number that is the ninth, tenth and eleventh digits in the 16-digit budget unit that describes the building receiving the benefit of the transaction and is determined by the last three digits of the building LEA number.	emp_location	Alpha	3		9
EB0075	Program Code – A program is a plan of activities and procedures designed to accomplish a predetermined objective or set of objectives. Nine broad program areas are identified in the Financial Handbook: regular education, special education, vocational education, other instructional (PK-12), non-public school, adult/continuing education, community/junior college education, community services and enterprise. The program dimension allows agencies to charge program costs, instructional and support, directly to the benefiting program. For example, special education transportation costs are classified to the support services function, transportation, even though they should be charged directly to the special education program.	prog_code	Alpha	3		9
EB0080	Employee Bonus – The bonus amount paid to the employee by fund.	emp_salary	Dec	15,2	##### ###.##	9

DATABASE SCHEMA

ID	Element	Name	Type	Size	Value	Cycle
	Key					
FN0010	Fiscal Year – The fiscal year that this reporting cycle represents: For the 2013/2014 reporting year fy must be = 24	fy	Num	2	Table	1
FN0020	Cycle – The reporting cycle for which the data is submitted: 1 =September 30th	cycle	Num	2	Table	1
FN0030	LEA, District/Coop – Local Education Agency, the unique seven-digit number assigned by the ADE to identify individual county, district, and cooperative. The first two digits represent the county, the second two digits represent the district, and the last three digits represent the individual school, for example: 6001000 60 = Pulaski County 01 = Little Rock School District 000 = N/A (zeroes for district)	lea	Alpha	7	Appendix B,D	1
FN0040	SSN, Staff – The nine-digit Social Security number of the staff member being identified.	ssn	Alpha	9	#####	1
FN0050	State Reporting ID, Staff – The unique 10-digit Triand identifier generated for the teacher by the state.	uniq_emp_id	Alpha	10		1
	Information – Information pulled for current year fringe benefits.					
FN0060	Fringe Benefits Title – Description of benefits paid by the district on behalf of employees.	title	Alpha	30		1
FN0070	Fringe Benefit Method – Benefit method: N (None P/A (Percent/AMT from Table) R/S (Percent/AMT from employee Record	frng_meth	Alpha	3	Table	1
FN0080	Fringe Benefit Amount – Amount	frng_amt	Dec	14,2	#####.# #	1
FN0090	Type – Frequency of payroll cycle. B = Biweekly S = Semimonthly M = Monthly	type	Alpha	1	Table	1

STATEWIDE INFORMATION SYSTEM 2013/2014

ID	Element	DATABASE SCHEMA			ES employeesalary	
		Name	Type	Size	Values	Cycle
	Key					
ES0010	Fiscal Year – The fiscal year that this reporting cycle represents: <i>For the 2013/2014 reporting year fy must be = 24</i>	fy	Num	2	Table	9
ES0020	Cycle – The reporting cycle for which the data is submitted: 9 =August 31st	cycle	Num	2	Table	9
ES0030	LEA, District/Coop – Local Education Agency, the unique seven-digit number assigned by the ADE to identify individual county, district, and cooperative. The first two digits represent the county, the second two digits represent the district, and the last three digits represent the individual school, for example: 6001000 60 = Pulaski County 01 = Little Rock School District 000 = N/A (zeroes for district)	lea	Alpha	7	Appendix B,D	9
ES0040	SSN, Staff – The nine-digit Social Security number of the staff member being identified.	ssn	Alpha	9	#####	9
ES0045	State Reporting ID, Staff – The unique 10-digit Triand identifier generated for the teacher the state.	uniq_emp_id	Alpha	10		9
	Information – Information pulled for current year salaries and benefits.					
ES0050	Class Title – Description of the employees position.	class_title	Alpha	30		9
ES0060	Employee Salary Fund (Budget Unit Information)–The fund code from which the salary is being paid. 1 = Teacher Salary 2 = Operating 3 = Building 6 = Federal 7 = Activity 8 = Food Service	emp_salfd	Alpha	1	Table	9
ES0062	Source of Funds (Budget Unit Information) – A three-digit number that is the second, third and fourth digits in the 16 digit budget unit that is assigned to restricted revenues to enable the revenues and expenditures to be accounted for by the specific revenue source.	emp_sof	Alpha	3		9
ES0065	Function – A four-digit number that is the fifth, sixth, seventh and eighth digits in the 16-digit budget unit that describes an activity being performed when a service is provided or goods are received.	emp_func	Alpha	4		9
ES0068	Object – A five-digit account code that is used to describe the service or commodity received as a result of the expenditure. (Only salaries: 61000-61999. (Benefits: 62000-62999)	emp_object	Alpha	5		9
ES0069	Location – A three-digit number that is the ninth, tenth and eleventh digits in the 16-digit budget unit that describes the building receiving the benefit of the transaction and is determined by the last three digits of the building LEA number.	emp_location	Alpha	3		9
ES0070	Program Code – A program is a plan of activities and procedures designed to accomplish a predetermined objective or set of objectives. Nine broad program areas are identified in the Financial Handbook: regular education, special education, vocational education, other instructional (PK-12), non-public school, adult/continuing education, community/junior college education, community services and enterprise. The program dimension allows agencies to charge program costs, instructional and support, directly to the benefiting program. For example, special education transportation costs are classified to the support services function, transportation, even though they should be charged directly to the special education program.	prog_code	Alpha	3		9
ES0075	Employee Salary/Benefits – Total wages paid to employee and total benefits (excluding taxes and TR) paid on behalf of employee.	emp_salary	Num	8	#####	9

DATABASE SCHEMA

FE
financeexp

ID	Element	Name	Type	Size	Values	Cycle
	Key					
FE0010	Fiscal Year – The fiscal year that this reporting cycle represents: <i>For the 2013/2014 reporting year fy must be = 24</i>	fy	Num	2	Table	1,9
FE0020	Cycle – The reporting cycle for which the data is submitted: 1 =September 30th 9 =August 31st	cycle	Num	2	Table	1,9
FE0030	LEA, District/Coop – Local Education Agency, the unique seven-digit number assigned by the ADE to identify individual county, district, and cooperative. The first two digits represent the county, the second two digits represent the district, and the last three digits represent the individual school, for example: 6001000 60 = Pulaski County 01 = Little Rock School District 000 = N/A (zeroes for district)	lea	Alpha	7	Appendix B/D	1,9
	Budget Unit					
FE0040	Fund – A one-digit number that is the first digit in the 16 digit budget unit from 1-8 that represents the set of self-balancing accounts for each of the eight fund classifications of teacher salary fund, operating fund, building fund, debt service fund, capital outlay fund, federal grants fund, activity fund, and food service fund. 1=Teacher Salary Fund 2=Operating Fund 3=Building Fund 4=Debt Service Fund 5=Capital Outlay/Dedicated M&O 6=Federal Grants Fund 7=Activity Fund 8=Food Service Fund	fund	Alpha	1	Table	1,9
FE0050	Source of Funds – A three-digit number that is the second, third and fourth digits in the 16 digit budget unit that is assigned to restricted revenues to enable the revenues and expenditures to be accounted for by the specific revenue source.	sof	Alpha	3		1,9
FE0060	Function – A four-digit number that is the fifth, sixth, seventh and eighth digits in the 16-digit budget unit that describes an activity being performed when a service is provided or goods are received.	function	Alpha	4		1,9
FE0070	Object – A five-digit account code that is used to describe the service or commodity received as a result of the expenditure.	object	Alpha	5		1,9
FE0080	Location – A three-digit number that is the ninth, tenth and eleventh digits in the 16 digit budget unit that describes the building receiving the benefit of the transaction and is determined by the last three digits of the building LEA number.	location	Alpha	3	Appendix C	1,9
FE0090	Location Name – Describes the location receiving the benefit of the transaction.	loc_name	Alpha	30		1,9

STATEWIDE INFORMATION SYSTEM 2013/2014

DATABASE SCHEMA

FE
financeexp

ID	Element	Name	Type	Size	Values	Cycle
	Disbursement					
FE0100	Program Code – A program is a plan of activities and procedures designed to accomplish a predetermined objective or set of objectives. Nine broad program areas are identified in the Financial Handbook: regular education, special education, vocational education, other instructional (PK-12), non-public school, adult/continuing education, community/junior college education, community services and enterprise. The program dimension allows agencies to charge program costs, instructional and support, directly to the benefiting program. For example, special education transportation costs are classified to the support services function, transportation, even though they should be charged directly to the special education program.	prog_code	Alpha	3		1,9
FE0120	Amount of Actual Expenditure – Amount of actual expenditures for the fiscal year.	amt_exp	Dec	15,2	##### #####.##	9
FE0140	Amount of Budgeted Expenditure – Amount budgeted for expenditures for current fiscal year.	amt_bud	Dec	15,2	##### #####.##	1

DATABASE SCHEMA

FG
financegen

ID	Element	Name	Type	Size	Values	Cycle
	Key					
FG0010	Fiscal Year – The fiscal year that this reporting cycle represents: For the 2013/2014 reporting year fy must be = 24	fy	Num	2	Table	1,9
FG0020	Cycle – The reporting cycle for which the data is submitted: 1 =September 30th 9 = August 31st	cycle	Num	2	Table	1,9
FG0030	LEA, District/Coop – Local Education Agency, the unique seven-digit number assigned by the ADE to identify individual county, district, and cooperative. The first two digits represent the county, the second two digits represent the district, and the last three digits represent the individual school, for example: 6001000 60 = Pulaski County 01 = Little Rock School District 000 = N/A (zeroes for district)	lea	Alpha	7	Appendix B/D	1,9
	Budget Unit					
FG0040	Fund – A one-digit number that is the first digit in the 16 digit budget unit from 1-8 that represents the set of self-balancing accounts for each of the eight fund classifications of teacher salary fund, operating fund, building fund, debt service fund, capital outlay fund, federal grants fund, activity fund, and food service fund. 1=Teacher Salary Fund 2=Operating Fund 3=Building Fund 4=Debt Service Fund 5=Capital Outlay/Dedicated M&O 6=Federal Grants Fund 7=Activity Fund 8=Food Service Fund	fund	Alpha	1	Table	1,9
FG0050	Source of Funds – A three-digit number that is the second, third and fourth digits in the 16 digit budget unit that is assigned to restricted revenues to enable the revenues and expenditures to be accounted for by the specific revenue source.	sof	Alpha	3		1,9

DATABASE SCHEMA

ID	Element	Name	Type	Size	Values	Cycle
FG0080	<p>Object – A five digit account code that is used to describe the assets, liabilities, reserves and fund balance of a fund. Listed below are the code ranges for the program.</p> <p>(g.account >= "01000" AND g.account <= "01059") OR (g.account >= "01110" AND g.account <= "01129") OR (g.account >= "06000" AND g.account <= "07999") OR (g.account >= "01230" AND g.account <= "01510") OR (g.account >= "01580" AND g.account <= "01680") OR (g.account >= "01850" AND g.account <= "01930") OR (g.account = "01140") OR (g.account = "01220") OR (g.account = "01180") OR (g.account = "01210") OR (g.account = "01215") OR (g.account = "01530") OR (g.account = "01710") OR (g.account = "01720") OR (g.account = "01810") OR (g.account = "02110") OR (g.account = "02210") OR (g.account = "02220") OR (g.account = "02310") OR (g.account = "02320") OR (g.account = "02410") OR (g.account = "02420") OR (g.account = "02510") OR (g.account = "02520") OR (g.account = "02710") OR (g.account BETWEEN "04000" AND "05120"))</p>	object	Alpha	5		1,9
FG0100	<p>Location – A three-digit number that is the ninth, tenth and eleventh digits in the 16 digit budget unit that describes the building receiving the benefit of the transaction and is determined by the last three digits of the building LEA number.</p>	location	Alpha	3		1,9
	Disbursement					
FG0120	<p>Amount Balance – The amount calculated for the prior year with the account ranges 06000-07999 and leaving out the objects designated as fund balance, expenditure control, revenue control, expenditure budget control and revenue budget control.</p>	amt_bal	Dec	15,2	##### #####.##	9
FG0140	<p>Amount of Budget – The amount calculated for the current fiscal year with the account ranges 06000-07999 and leaving out the objects designated as fund balance, expenditure control, revenue control, expenditure budget control and revenue budget control.</p>	amt_bud	Dec	15,2	##### #####.##	1

DATABASE SCHEMA

JE
journal_entries

ID	Element	Name	Type	Size	Values	Cycle
	Key					
JE0010	Fiscal Year – <i>The fiscal year that this reporting represents: For the 2013/2014 reporting year fy must be = 24</i>	fy	Num	2	Table	9
JE0020	Cycle – <i>The reporting cycle for which the data is submitted: 9 = August 31st</i>	cycle	Num	2	Table	9
JE0030	LEA, District – <i>Local Education Agency, the unique seven-digit number assigned by the ADE to identify individual county, district, schools, cooperatives, and vocational institutions. The first two digits represent the county, the second two digits represent the district, and the last three digits represent the individual school, for example: 6001000 60 = Pulaski County 01 = Little Rock School District 000 = N/A (zeroes for district)</i>	lea	Alpha	7		9
JE0040	Financial Period – <i>The financial year (starting July 1st) is divided into 12 periods with a closing period 13. All periods will be pulled in Cycle 9 each year. Period 1 – July Period 2 – August Period 3 – September Period 4 – October Period 5 – November Period 6 – December Period 7 – January Period 8 – February Period 9 – March Period 10 – April Period 11 – May Period 12 – June Period 13 – Closing</i>	finance_period	Alpha	2		9
JE0050	Journal Entries – <i>A journal entry, in accounting, is a logging of transactions to the ledger. The journal entry can consist of multiple items, each of which is either a debit or a credit. The total of the debits must equal the total of the credits.</i>	je_nbr	Alpha	8	#####	9
	General					
JE0060	Number Of Correcting Journal Entries – <i>This is the number of correcting journal entries for each financial period of the fiscal year.</i>	journal_entries	Num	6	#####	9

ID	Element	Name	Type	Size	Values	Cycle
	Key					
CC0010	Fiscal Year – The fiscal year that this reporting cycle represents: For the 2013/2014 reporting year fy must be = 24	fy	Num	2	Table	8
CC0020	Cycle – The reporting cycle for which the data is submitted: 8 =July 31 st	cycle	Num	2	Table	8
CC0030	LEA, District/Coop – Local Education Agency, the unique seven-digit number assigned by the ADE to identify individual county, district, and cooperative. The first two digits represent the county, the second two digits represent the district, and the last three digits represent the individual school, for example: 6001000 60 = Pulaski County 01 = Little Rock School District 000 = N/A (zeroes for district)	lea	Alpha	7	Appendix B/D	8
CC0040	Reference Number – Enter the reference code from appendix J for the appropriate personnel.	page	Alpha	4	Appendix J	8
CC0050	Classification Type – Enter the reference code from the table below for the appropriate personnel. C= Classified/Certified Personnel A= Classified/Certified Adult Education	type	Alpha	1	Table	8
	Personnel Paid from Operating – General Fund/Source of Fund 2001-2099, 2200-2999					
CC0060	Male FTE – Total FTE for male personnel paid from the General Operating Fund.	male_fte_opr_gen	Dec	7,2	####.##	8
CC0070	Male Salary – Total salaries for male personnel paid from the General Operating Fund.	male_sal_opr_gen	Dec	16,2	##### ####.##	8
CC0080	Female FTE – Total FTE for female personnel paid from the General Operating Fund.	female_fte_opr_gen	Dec	7,2	####.##	8
CC0090	Female Salary – Total salaries for female personnel paid from the General Operating Fund.	female_sal_opr_gen	Dec	16,2	##### ####.##	8
CC0100	Total FTE – Total FTE for male & female personnel paid from the General Operating Fund.	tot_fte_opr_gen	Dec	9,2	##### ####.##	8
CC0110	Total Salary – Total salaries for male & female personnel paid from the General Operating Fund.	tot_sal_opr_gen	Dec	16,2	##### ####.##	8
	Personnel Paid from the School Food Funds					
CC0120	Male FTE – Total FTE for male personnel paid from the Food Service Fund.	male_fte_schfd	Dec	7,2	####.##	8
CC0130	Male Salary – Total salaries for male personnel paid from the Food Service Fund.	male_sal_schfd	Dec	16,2	##### ####.##	8
CC0140	Female FTE – Total FTE for female personnel paid from the Food Service Fund.	female_fte_schfd	Dec	7,2	####.##	8
CC0150	Female Salary – Total salaries for female personnel paid from the Food Service Fund.	female_sal_schfd	Dec	16,2	##### ####.##	8
CC0160	Total FTE – Total FTE for male & female personnel paid from the Food Service Fund.	tot_fte_schfd	Dec	9,2	##### ####.##	8
CC0170	Total Salary – Total salaries for male & female personnel paid from the Food Service Fund.	tot_sal_schfd	Dec	16,2	##### ####.##	8
	Personnel Paid from the Salary Funds – General Fund/Source of Fund 1001 -1099 and 1200-1999					
CC0180	Male FTE – Total FTE for male personnel paid from the General Salary Fund.	male_fte_sal_gen	Dec	7,2	####.##	8
CC0190	Male Salary – Total salaries for male personnel paid from the General Salary Fund.	male_sal_sal_gen	Dec	16,2	##### ####.##	8
CC0200	Female FTE – Total FTE for female personnel paid from the General Salary Fund.	female_fte_sal_gen	Dec	7,2	####.##	8

ID	Element	Name	Type	Size	Values	Cycle
CC0210	Female Salary – Total salaries for female personnel paid from the General Salary Fund.	female_sal_sal_gen	Dec	16,2	##### #####.##	8
CC0220	Total FTE – Total FTE for male & female personnel paid from the General Salary Fund.	tot_fte_sal_gen	Dec	9,2	##### #####.##	8
CC0230	Total Salary – Total salaries for male & female personnel paid from the General Salary Fund.	tot_sal_sal_gen	Dec	16,2	##### #####.##	8
	Personnel Paid from the Federal Grant Funds					
CC0240	Male FTE – Total FTE for male personnel paid from the Federal Grants Fund.	male_fte_fed	Dec	7,2	####.##	8
CC0250	Male Salary – Total salaries for male personnel paid from the Federal Grants Fund.	male_sal_fed	Dec	16,2	##### #####.##	8
CC0260	Female FTE – Total FTE for female personnel paid from the Federal Grants Fund.	female_fte_fed	Dec	7,2	####.##	8
CC0270	Female Salary – Total salaries for female personnel paid from the Federal Grants Fund.	female_sal_fed	Dec	16,2	##### #####.##	8
CC0280	Total FTE – Total FTE for male & female personnel paid from the Federal Grants Fund.	tot_fte_fed	Dec	9,2	##### #####.##	8
CC0290	Total Salary – Total salaries for male & female personnel paid from the Federal Grants Fund.	tot_sal_fed	Dec	16,2	##### #####.##	8
	Personnel Paid from Operating – Matrix Fund/Source of Fund 2000, 2100-2199					
CC0300	Male FTE – Total FTE for male personnel paid from the Matrix Operating Fund.	male_fte_opr_mat	Dec	7,2	####.##	8
CC0310	Male Salary – Total salaries for male personnel paid from the Matrix Operating Fund.	male_sal_opr_mat	Dec	16,2	##### #####.##	8
CC0320	Female FTE – Total FTE for female personnel paid from the Matrix Operating Fund.	female_fte_opr_mat	Dec	7,2	####.##	8
CC0330	Female Salary – Total salaries for female personnel paid from the Matrix Operating Fund.	female_sal_opr_mat	Dec	16,2	##### #####.##	8
CC0340	Total FTE – Total FTE for male & female personnel paid from the Matrix Operating Fund.	tot_fte_opr_mat	Dec	9,2	##### #####.##	8
CC0350	Total Salary – Total salaries for male & female personnel paid from the Matrix Operating Fund.	tot_sal_opr_mat	Dec	16,2	##### #####.##	8
	Personnel Paid from the Salary Funds – Matrix Fund/Source of Fund 1000, 1100-1199					
CC0370	Male FTE – Total FTE for male personnel paid from the Matrix Salary Fund.	male_fte_sal_mat	Dec	7,2	####.##	8
CC0380	Male Salary – Total salaries for male personnel paid from the Matrix Salary Fund.	male_sal_sal_mat	Dec	16,2	##### #####.##	8
CC0390	Female FTE – Total FTE for female personnel paid from the Matrix Salary Fund.	female_fte_sal_mat	Dec	7,2	####.##	8
CC0400	Female Salary – Total salaries for female personnel paid from the Matrix Salary Fund.	female_sal_sal_mat	Dec	16,2	##### #####.##	8
CC0410	Total FTE – Total FTE for male & female personnel paid from the Matrix Salary Fund.	tot_fte_sal_mat	Dec	9,2	##### #####.##	8
CC0420	Total Salary – Total salaries for male & female personnel paid from the Matrix Salary Fund.	tot_sal_sal_mat	Dec	16,2	##### #####.##	8

STATEWIDE INFORMATION SYSTEM 2013/2014

DATABASE SCHEMA

PO
pgmothag

ID	Element	Name	Type	Size	Values	Cycle
	Key					
PO0010	Fiscal Year – <i>The fiscal year that this reporting cycle represents: For the 2013/2014 reporting year fy must be = 24</i>	fy	Num	2	Table	9
PO0020	Cycle – <i>The reporting cycle for which the data is submitted: 9 =August 31st</i>	cycle	Num	2	Table	9
PO0030	LEA, District/Coop – <i>Local Education Agency, the unique seven-digit number assigned by the ADE to identify individual county, district, and cooperative. The first two digits represent the county, the second two digits represent the district, and the last three digits represent the individual school, for example: 6001000 60 = Pulaski County 01 = Little Rock School District 000 = N/A (zeroes for district)</i>	lea	Alpha	7	Appendix B/D	9
	Complete the following if, your district, education cooperative, etc. receives and disburses program funding on behalf of other agencies; OR other agencies receive and disburse program funding on behalf of your district, education cooperative, etc.					
PO0035	District Type: L) Lead District – <i>Fund programs on behalf of other agencies/districts</i> R) Receiving District – <i>Other agencies or districts fund programs for the benefit of the receiving district.</i>	dist_type	Alpha	1	Table	9
PO0040	Program Fund: A) Operating B) Federal Grants	pgm_fd	Alpha	1	Table	9
PO0050	Type of program: <i>(Area Vocational Centers, Special Education, etc. for state funds OR Title I Regular, Title I Migrant, Special Education, etc. for federal funds)</i>	pgm_type	Alpha	30		9
	Expenditures					
PO0060	Total Net Amount of Expenditures – <i>If this is a “Lead District”, list the net amount of actual expenditures by the District on behalf of the other agencies. If this is a “Receiving District” in District type, list the net amount of actual expenditures funded by other agencies.</i>	pgmfds_act	Dec	15,2	##### #####	9
PO0070	Total Net Amount of Budgeted Expenditures – <i>If this is a “Lead District” in District Type, list the net amount of actual budgeted expenditures by the District on behalf of the other agencies. If this is a “Receiving District” in District Type, list the net amount of actual budgeted expenditures funded by other agencies.</i>	pgmfds_est	Dec	15,2	##### #####	9

DATABASE SCHEMA

PV
propertyvalues

ID	Element	Name	Type	Size	Value	Cycle
	Key					
PV0010	Fiscal Year – The fiscal year that this reporting cycle represents: <i>For the 2013/2014 reporting year fy must be = 24</i>	fy	Num	2	Table	9
PV0020	Cycle – The reporting cycle for which the data is submitted: 9 =August 31st	cycle	Num	2	Table	9
PV0030	LEA, District/Coop – Local Education Agency, the unique seven-digit number assigned by the ADE to identify individual county, district, and cooperative. The first two digits represent the county, the second two digits represent the district, and the last three digits represent the individual school, for example: 6001000 60 = Pulaski County 01 = Little Rock School District 000 = N/A (zeroes for district)	lea	Alpha	7	Appendix B/D	9
	Property Value Information					
PV0050	Appraised Value of all Buildings – The market value of all buildings. Appraised value as of June 30 th of each fiscal year.	app_bldgs	Dec	15,2	##### ####.##	9
PV0060	Appraised Value of all Furniture and Equipment – The market value of all furniture and equipment. Appraised value as of June 30 th of each fiscal year.	app_fur equip	Dec	15,2	##### ####.##	9
PV0070	Appraised Value of all Real Estate – The market value of all real property. Appraised value as of June 30 th of each fiscal year.	app_realest	Dec	15,2	##### ####.##	9
PV0080	Total Appraised Value – The combined total of the market value of the building, all furniture and equipment, and all real estate (LAND). (Value of Buildings, Furniture, Equipment and Land = TOTAL APPRAISED VALUE)	app_total	Dec	15,2	##### ####.##	9
PV0090	Total Insurance Carried on Property – The amount of insurance coverage for all real and personal property (Buildings, Furniture, and Equipment). Real Estate (Land) is not insurable...Thus, total insurance will not equal total appraised value.	ins_prop	Dec	15,2	##### ####.##	9

DATABASE SCHEMA

FR
financerev

ID	Element	Name	Type	Size	Values	Cycle
	Key					
FR0010	Fiscal Year – The fiscal year that this reporting cycle represents: For the 2013/2014 reporting year fy must be = 24	fy	Num	2	Table	1,9
FR0020	Cycle – The reporting cycle for which the data is submitted: 1 =September 30 th 9 =August 31 st	cycle	Num	2	Table	1,9
FR0030	LEA, District/Coop – Local Education Agency, the unique seven-digit number assigned by the ADE to identify individual county, district, and cooperative. The first two digits represent the county, the second two digits represent the district, and the last three digits represent the individual school, for example: 6001000 60 = Pulaski County 01 = Little Rock School District 000 = N/A (zeroes for district)	lea	Alpha	7	Appendix B/D	1,9
	Budget Unit					
FR0040	Fund – A one-digit number that is the first digit in the 16 digit budget unit from 1-8 that represents the set of self-balancing accounts for each of the eight fund classifications of teacher salary fund, operating fund, building fund, debt service fund, capital outlay fund, federal grants fund, activity fund, and food service fund. 1=Teacher Salary Fund 2=Operating Fund 3=Building Fund 4=Debt Service Fund 5=Capital Outlay/Dedicated M&O 6=Federal Grants Fund 7=Activity Fund 8=Food Service Fund	fund	Alpha	1	Table	1,9
FR0050	Source of Funds – A three-digit number that is the second, third and fourth digits in the 16 digit budget unit that is assigned to restricted revenues to enable the revenues and expenditures to be accounted for by the specific revenue source.	sof	Alpha	3		1,9
FR0060	Object – A five-digit account code that is used to describe the service or commodity received as a result of the revenue.	object	Alpha	5		1,9
FR0080	Location – A three-digit number that is the ninth, tenth and eleventh digits in the 16 digit budget unit that describes the building receiving the benefit of the transaction and is determined by the last three digits of the building LEA number.	location	Alpha	3	Appendix C	1,9
FR0090	Location Name – Describes the location receiving the benefit of the transaction.	loc_name	Alpha	30		1,9
	Revenue					
FR0120	Amount Actually Received – Amount actually received for prior fiscal year.	amt_rec	Dec	15,2	##### ##.##	9
FR0140	Amount of Budgeted Revenue – Budgeted amount of projected revenue for current fiscal year.	amt_bud	Dec	15,2	##### ##.##	1

STATEWIDE INFORMATION SYSTEM 2013/2014

DATABASE SCHEMA

SL
salrang

ID	Element	Name	Type	Size	Values	Cycle
	Key					
SL0010	Fiscal Year – The fiscal year that this reporting cycle represents: For the 2013/2014 reporting year fy must be = 24	fy	Num	2	Table	1
SL0020	Cycle – The reporting cycle for which the data is submitted: 1 = September 30th	cycle	Num	2	Table	1
SL0030	LEA, District/Coop – Local Education Agency, the unique seven-digit number assigned by the ADE to identify individual county, district, and cooperative. The first two digits represent the county, the second two digits represent the district, and the last three digits represent the individual school, for example: 6001000 60 = Pulaski County 01 = Little Rock School District 000 = N/A (zeroes for district)	lea	Alpha	7	Appendix B/D	1
SL0040	Code – Code identifying this salary schedule.	code	Alpha	10		1
SL0050	Range – Identifies a single range in a schedule.	range	Alpha	10		1
	Information – Information pulled for current year salary range .					
SL0060	Description –Description of the range for the range and schedule defined in the range field: examples: BS, MA + 15, PHD.	desc	Alpha	30		1
SL0070	Step 1 – Incremental Salary.	step_1	Dec	8,2	#####.##	1
SL0071	Step 2 – Incremental Salary.	step_2	Dec	8,2	#####.##	1
SL0072	Step 3 – Incremental Salary.	step_3	Dec	8,2	#####.##	1
SL0073	Step 4 – Incremental Salary.	step_4	Dec	8,2	#####.##	1
SL0074	Step 5 – Incremental Salary.	step_5	Dec	8,2	#####.##	1
SL0075	Step 6 – Incremental Salary.	step_6	Dec	8,2	#####.##	1
SL0076	Step 7 – Incremental Salary.	step_7	Dec	8,2	#####.##	1
SL0077	Step 8 – Incremental Salary.	step_8	Dec	8,2	#####.##	1
SL0078	Step 9 – Incremental Salary.	step_9	Dec	8,2	#####.##	1
SL0079	Step 10 – Incremental Salary.	step_10	Dec	8,2	#####.##	1
SL0080	Step 11 – Incremental Salary.	step_11	Dec	8,2	#####.##	1
SL0081	Step 12 – Incremental Salary.	step_12	Dec	8,2	#####.##	1
SL0082	Step 13 – Incremental Salary.	step_13	Dec	8,2	#####.##	1
SL0083	Step 14 – Incremental Salary.	step_14	Dec	8,2	#####.##	1
SL0084	Step 15 – Incremental Salary.	step_15	Dec	8,2	#####.##	1
SL0085	Step 16 – Incremental Salary.	step_16	Dec	8,2	#####.##	1
SL0086	Step 17 – Incremental Salary.	step_17	Dec	8,2	#####.##	1
SL0087	Step 18 – Incremental Salary.	step_18	Dec	8,2	#####.##	1
SL0088	Step 19 – Incremental Salary.	step_19	Dec	8,2	#####.##	1
SL0089	Step 20 – Incremental Salary.	step_20	Dec	8,2	#####.##	1
SL0090	Step 21 – Incremental Salary.	step_21	Dec	8,2	#####.##	1
SL0091	Step 22 – Incremental Salary.	step_22	Dec	8,2	#####.##	1
SL0092	Step 23 – Incremental Salary.	step_23	Dec	8,2	#####.##	1
SL0093	Step 24 – Incremental Salary.	step_24	Dec	8,2	#####.##	1
SL0094	Step 25 – Incremental Salary.	step_25	Dec	8,2	#####.##	1
SL0095	Step 26 – Incremental Salary.	step_26	Dec	8,2	#####.##	1
SL0096	Step 27 – Incremental Salary.	step_27	Dec	8,2	#####.##	1
SL0097	Step 28 – Incremental Salary.	step_28	Dec	8,2	#####.##	1
SL0098	Step 29 – Incremental Salary.	step_29	Dec	8,2	#####.##	1
SL0099	Step 30 – Incremental Salary.	step_30	Dec	8,2	#####.##	1
SL0100	Step 31 – Incremental Salary.	step_31	Dec	8,2	#####.##	1
SL0101	Step 32 – Incremental Salary.	step_32	Dec	8,2	#####.##	1
SL0102	Step 33 – Incremental Salary.	step_33	Dec	8,2	#####.##	1
SL0103	Step 34 – Incremental Salary.	step_34	Dec	8,2	#####.##	1
SL0104	Step 35 – Incremental Salary.	step_35	Dec	8,2	#####.##	1

DATABASE SCHEMA

ID	Element	Name	Type	Size	Values	Cycle
SL0105	Step 36 – Incremental Salary.	step_36	Dec	8,2	#####.##	1
SL0106	Step 37 – Incremental Salary.	step_37	Dec	8,2	#####.##	1
SL0107	Step 38 – Incremental Salary.	step_38	Dec	8,2	#####.##	1
SL0108	Step 39 – Incremental Salary.	step_39	Dec	8,2	#####.##	1
SL0109	Step 40 – Incremental Salary.	step_40	Dec	8,2	#####.##	1
SL0110	Step 41 – Incremental Salary.	step_41	Dec	8,2	#####.##	1
SL0111	Step 42 – Incremental Salary.	step_42	Dec	8,2	#####.##	1
SL0112	Step 43 – Incremental Salary.	step_43	Dec	8,2	#####.##	1
SL0113	Step 44 – Incremental Salary.	step_44	Dec	8,2	#####.##	1
SL0114	Step 45 – Incremental Salary.	step_45	Dec	8,2	#####.##	1
SL0115	Step 46 – Incremental Salary.	step_46	Dec	8,2	#####.##	1
SL0116	Step 47 – Incremental Salary.	step_47	Dec	8,2	#####.##	1
SL0117	Step 48 – Incremental Salary.	step_48	Dec	8,2	#####.##	1
SL0118	Step 49 – Incremental Salary.	step_49	Dec	8,2	#####.##	1
SL0119	Step 50 – Incremental Salary.	step_50	Dec	8,2	#####.##	1
SL0120	Step 51 – Incremental Salary.	step_51	Dec	8,2	#####.##	1
SL0121	Step 52 – Incremental Salary.	step_52	Dec	8,2	#####.##	1
SL0122	Step 53 – Incremental Salary.	step_53	Dec	8,2	#####.##	1
SL0123	Step 54 – Incremental Salary.	step_54	Dec	8,2	#####.##	1
SL0124	Step 55 – Incremental Salary.	step_55	Dec	8,2	#####.##	1
SL0125	Step 56 – Incremental Salary.	step_56	Dec	8,2	#####.##	1
SL0126	Step 57 – Incremental Salary.	step_57	Dec	8,2	#####.##	1
SL0127	Step 58 – Incremental Salary.	step_58	Dec	8,2	#####.##	1
SL0128	Step 59 – Incremental Salary.	step_59	Dec	8,2	#####.##	1
SL0129	Step 60 – Incremental Salary.	step_60	Dec	8,2	#####.##	1
SL0130	Step 61 – Incremental Salary.	step_61	Dec	8,2	#####.##	1
SL0131	Step 62 – Incremental Salary.	step_62	Dec	8,2	#####.##	1
SL0132	Step 63 – Incremental Salary.	step_63	Dec	8,2	#####.##	1
SL0133	Step 64 – Incremental Salary.	step_64	Dec	8,2	#####.##	1
SL0134	Step 65 – Incremental Salary.	step_65	Dec	8,2	#####.##	1
SL0135	Step 66 – Incremental Salary.	step_66	Dec	8,2	#####.##	1
SL0136	Step 67 – Incremental Salary.	step_67	Dec	8,2	#####.##	1
SL0137	Step 68 – Incremental Salary.	step_68	Dec	8,2	#####.##	1
SL0138	Step 69 – Incremental Salary.	step_69	Dec	8,2	#####.##	1
SL0139	Step 70 – Incremental Salary.	step_70	Dec	8,2	#####.##	1
SL0140	Step 71 – Incremental Salary.	step_71	Dec	8,2	#####.##	1
SL0141	Step 72 – Incremental Salary.	step_72	Dec	8,2	#####.##	1
SL0142	Step 73 – Incremental Salary.	step_73	Dec	8,2	#####.##	1
SL0143	Step 74 – Incremental Salary.	step_74	Dec	8,2	#####.##	1
SL0144	Step 75 – Incremental Salary.	step_75	Dec	8,2	#####.##	1
SL0145	Step 76 – Incremental Salary.	step_76	Dec	8,2	#####.##	1
SL0146	Step 77 – Incremental Salary.	step_77	Dec	8,2	#####.##	1
SL0147	Step 78 – Incremental Salary.	step_78	Dec	8,2	#####.##	1
SL0148	Step 79 – Incremental Salary.	step_79	Dec	8,2	#####.##	1
SL0149	Step 80 – Incremental Salary.	step_80	Dec	8,2	#####.##	1
SL0150	Step 81 – Incremental Salary.	step_81	Dec	8,2	#####.##	1
SL0151	Step 82 – Incremental Salary.	step_82	Dec	8,2	#####.##	1
SL0152	Step 83 – Incremental Salary.	step_83	Dec	8,2	#####.##	1
SL0153	Step 84 – Incremental Salary.	step_84	Dec	8,2	#####.##	1
SL0155	Step 85 – Incremental Salary.	step_85	Dec	8,2	#####.##	1
SL0156	Step 86 – Incremental Salary.	step_86	Dec	8,2	#####.##	1
SL0157	Step 87 – Incremental Salary.	step_87	Dec	8,2	#####.##	1
SL0158	Step 88 – Incremental Salary.	step_88	Dec	8,2	#####.##	1

DATABASE SCHEMA

SL
salrang

ID	Element	Name	Type	Size	Values	Cycle
SL0159	Step 89 – <i>Incremental Salary.</i>	step_89	Dec	8,2	#####.##	1
SL0160	Step 90 – <i>Incremental Salary.</i>	step_90	Dec	8,2	#####.##	1
SL0161	Step 91 – <i>Incremental Salary.</i>	step_91	Dec	8,2	#####.##	1
SL0162	Step 92 – <i>Incremental Salary.</i>	step_92	Dec	8,2	#####.##	1
SL0163	Step 93 – <i>Incremental Salary.</i>	step_93	Dec	8,2	#####.##	1
SL0164	Step 94 – <i>Incremental Salary.</i>	step_94	Dec	8,2	#####.##	1
SL0165	Step 95 – <i>Incremental Salary.</i>	step_95	Dec	8,2	#####.##	1
SL0166	Step 96 – <i>Incremental Salary.</i>	step_96	Dec	8,2	#####.##	1
SL0167	Step 97 – <i>Incremental Salary.</i>	step_97	Dec	8,2	#####.##	1
SL0168	Step 98 – <i>Incremental Salary.</i>	step_98	Dec	8,2	#####.##	1
SL0169	Step 99 – <i>Incremental Salary.</i>	step_99	Dec	8,2	#####.##	1

DATABASE SCHEMA

SA
salsched

ID	Element	Name	Type	Size	Values	Cycle
	Key					
SA0010	Fiscal Year – <i>The fiscal year that this reporting cycle represents: For the 2013/2014 reporting year fy must be = 24</i>	fy	Num	2	Table	1
SA0020	Cycle – <i>The reporting cycle for which the data is submitted: 1 = September 30th</i>	cycle	Num	2	Table	1
SA0030	LEA, District/Coop – <i>Local Education Agency, the unique seven-digit number assigned by the ADE to identify individual county, district, and cooperative. The first two digits represent the county, the second two digits represent the district, and the last three digits represent the individual school, for example: 6001000 60 = Pulaski County 01 = Little Rock School District 000 = N/A (zeroes for district)</i>	lea	Alpha	7	Appendix B/D	1
SA0040	Code – <i>Code identifying this salary schedule.</i>	code	Alpha	10		1
	Information – <i>Information pulled for current year salary schedule.</i>					
SA0050	Description – <i>Description of salary schedule.</i>	desc	Alpha	30		1
SA0060	Hourly or Salary Flag – <i>Schedule type flag: H (Hourly) S (Salary)</i>	hs_flag	Alpha	1		1
SA0070	Maximum Number of Steps – <i>Maximum of steps allowed on the schedule.</i>	max_step	Num	2	##	1
SA0080	Number of Ranges – <i>Number of ranges with this schedule.</i>	num_ranges	Num	3	###	1
SA0090	Days Worked – <i>Number of contract days in the employee's contract year.</i>	days_worked	Dec	6,2	####.##	1
SA0100	Hours Per Day – <i>Hours per day employee will work under this schedule.</i>	hours_day	Dec	6,2	####.##	1

STATEWIDE INFORMATION SYSTEM 2013/2014

DATABASE SCHEMA

VE
vendor_sip

ID	Element	Name	Type	Size	Values	Cycle
	Key					
VE0010	Fiscal Year – <i>The fiscal year that this reporting cycle represents: For the 2014/2015 reporting year fy must be = 25</i>	fy	Num	2	Table	9
VE0020	Cycle – <i>The reporting cycle for which the data is submitted: 9 = August 31st</i>	cycle	Num	2	Table	9
VE0030	LEA, District – <i>Local Education Agency, the unique seven-digit number assigned by the ADE to identify individual county, district, schools, cooperatives, and vocational institutions. The first two digits represent the county, the second two digits represent the district, and the last three digits represent the individual school, for example: 6001000 60 = Pulaski County 01 = Little Rock School District 000 = N/A (zeroes for district)</i>	lea	Alpha	7	Appendix C	9
VE0040	Vendor Number – <i>The vendor identification number.</i>	ven_id	Alpha	8		9
	ID Information					
VE0050	Vendor Name	ven_name	Alpha	35		9
	Address, Mailing – <i>The street name and building number or PO box where vendor mail is received.</i>					
VE0060	Address One	addr_1	Alpha	30		9
VE0070	Address Two	addr_2	Alpha	30		9
VE0080	City	city	Alpha	20		9
VE0090	State	state	Alpha	2		9
VE0100	Zip	zip	Num	10		9
	General					
VE0110	Vendor payment - Year-to-date	paid_ytd	decimal	12,2		9
VE0120	Comment	comment	Alpha	8		9

DATABASE SCHEMA

ID	Element	Name	Type	Size	ses_provider	
					Values	Cycle
	Key					
SE0010	Fiscal Year – The fiscal year that this reporting cycle represents: For the 2013/2014 reporting year fy must be = 24	fy	Num	2	Table	9
SE0020	Cycle – The reporting cycle for which the data is submitted: 9 = August 31st	cycle	Num	2	Table	9
SE0030	LEA, District – Local Education Agency, the unique seven-digit number assigned by the ADE to identify individual county, district, schools, cooperatives, and vocational institutions. The first two digits represent the county, the second two digits represent the district, and the last three digits represent the individual school, for example: 6001000 60 = Pulaski County 01 = Little Rock School District 000 = N/A (zeroes for district)	lea	Alpha	7	Appendix B	9
SE0040	SES State-Approved Provider Code – A Supplemental Educational Services Provider whose application to provide services is approved for the current year can be found on the following web page www.apscn.org .	ses_code	Num	4	Table	9
	General					
SE0050	SES State-approved Provider Name – A Supplemental Educational Services provider whose application to provide services is approved for the current year.	ses_name	Alpha	40	Table	9
SE0060	SES Expenditure – Payments to individual SES providers for purchased/contracted service, not including adjustments.	ses_exp	Dec	16.2	##### ####.##	9
SE0070	SES Revenue/Reimbursement – Payments received from or adjustments applied to, individual SES providers including facilities rental fees, reimbursement for security/housekeeping staff, food services, transportation, etc.	ses_rev	Dec	16.2	##### ####.##	9

STATEWIDE INFORMATION SYSTEM 2013/2014

ID	Element	DATABASE SCHEMA			UP	
		Name	Type	Size	Values	Cycle
	Key					
UP0010	Fiscal Year – The fiscal year that this reporting cycle represents: For the 2013/2014 reporting year fy must be = 24	fy	Num	2	Table	9
UP0020	Cycle – The reporting cycle for which the data is submitted: 9 = August 31 st	cycle	Num	2	Table	9
UP0030	LEA, District/Coop – Local Education Agency, the unique seven-digit number assigned by the ADE to identify individual county, district, and cooperative. The first two digits represent the county, the second two digits represent the district, and the last three digits represent the individual school, for example: 6001000 60 = Pulaski County 01 = Little Rock School District 000 = N/A (zeroes for district)	lea	Alpha	7	Appendix B/D	9
	Underpayments to certified personnel:					
UP0040	Underpayment Fiscal Year – Enter the fiscal year for which the underpayment was paid.	underpymt_yr	Alpha	4		9
UP0050	SSN, Staff – The nine-digit Social Security number of the staff member being identified.	ssn	Alpha	9		9
UP0055	State Reporting ID, Staff – The unique 10-digit Triand identifier generated for the teacher by the state.	uniq_emp_id	Alpha	10	##### ##	9
UP0060	Employee Salary Fund (Budget Unit Information) –The fund code from which the salary is being paid. 1 = Teacher Salary 2 = Operating 3 = Building 6 = Federal 7 = Activity 8 = Food Service	emp_salfd	Alpha	1	Table	9
UP0062	Source of Funds (Budget Unit Information) – A three-digit number that is the second, third and fourth digits in the 16 digit budget unit that is assigned to restricted revenues to enable the revenues and expenditures to be accounted for by the specific revenue source.	emp_sof	Alpha	3		9
UP0065	Function – A four-digit number that is the fifth, sixth, seventh and eighth digits in the 16-digit budget unit that describes an activity being performed when a service is provided or goods are received.	emp_func	Alpha	4		9
UP0068	Object – A five-digit account code that is used to describe the service or commodity received as a result of the expenditure.	emp_object	Alpha	5		9
UP0069	Location – A three-digit number that is the ninth, tenth and eleventh digits in the 16-digit budget unit that describes the building receiving the benefit of the transaction and is determined by the last three digits of the building LEA number.	emp_location	Alpha	3		9
UP0075	Program Code – A program is a plan of activities and procedures designed to accomplish a predetermined objective or set of objectives. Nine broad program areas are identified in the Financial Handbook: regular education, special education, vocational education, other instructional (PK-12), non-public school, adult/continuing education, community/junior college education, community services and enterprise. The program dimension allows agencies to charge program costs, instructional and support, directly to the benefiting program. For example, special education transportation costs are classified to the support services function, transportation, even though they should be charged directly to the special education program.	prog_code	Alpha			9
	General					
UP0080	Underpayment Amount – The actual total amount paid for each prior fiscal year underpayment.	underpymt_amt	Dec	15,2	##### ##.##	9

STATEWIDE INFORMATION SYSTEM 2013/2014

DATABASE SCHEMA

AE
equitycomp

ID	Element	Name	Type	Size	Values	Cycle
	Key					
AE0010	Fiscal Year – The fiscal year that this reporting cycle represents: For the 2013/2014 reporting year fy must be = 24	fy	Num	2	Table	2
AE0020	Cycle – The reporting cycle for which the data is submitted: 2 = October 15 th	cycle	Num	2	Table	2
AE0030	LEA, District – Local Education Agency, the unique seven-digit number assigned by the ADE to identify individual county, district, schools, cooperatives, and vocational institutions. The first two digits represent the county, the second two digits represent the district, and the last three digits represent the individual school, for example: 6001000 60 = Pulaski County 01 = Little Rock School District 000 = N/A (zeroes for district)	lea	Alpha	7	Appendix B	2
	General					
AE0155	Equity Self-Evaluation Process – Is there a district Equity Self-Evaluation process used annually to determine if the district complies with Standard I, Civil Rights Laws of 1964, Title VI, Title IX and Section 504?	self_eval	Alpha	1	Y/N	2
AE0160	Non-discrimination Policy – Is the district's non-discrimination policy posted in all of the district's facilities and included in all handbooks, application forms, recruitment materials and public media?	non_discrim	Alpha	1	Y/N	2
AE0165	Alleviate Inequities – Are strategies to alleviate inequities included in the school improvement plans, and do these strategies comply with state and federal regulations?	allev_inequ	Alpha	1	Y/N	2
AE0170	Diversity of District – Do all committees and staff reflect the diversity of the district's population?	diversity_dist	Alpha	1	Y/N	2
AE0175	Staff Development – Is staff development needed for a better understanding of state and federal regulations?	staff_dev	Alpha	1	Y/N	2

DATABASE SCHEMA

ID	Element	Name	Type	Size	Values	Cycle
	Key					
AD0010	Fiscal Year – The fiscal year that this reporting cycle represents: For the 2013/2014 reporting year fy must be = 24	fy	Num	2	Table	2
AD0020	Cycle – The reporting cycle for which the data is submitted: 2 = October 15 th	cycle	Num	2	Table	2
AD0030	LEA, District – Local Education Agency, the unique seven-digit number assigned by the ADE to identify individual county, district, schools, cooperatives, and vocational institutions. The first two digits represent the county, the second two digits represent the district, and the last three digits represent the individual school, for example: 6001000 60 = Pulaski County 01 = Little Rock School District 000 = N/A (zeroes for district)	lea	Alpha	7	Appendix B	2
	General					
	Section 504 of the Rehabilitation Act of 1973, and the Americans with Disabilities Act of 1991, states: "No otherwise qualified handicapped individuals...shall, solely by reason of their handicap, be excluded from participation in, be denied the benefit of or be subjected to discrimination under any program or activity receiving federal financial assistance."					
AD0155	Non-Discrimination – Does the district comply with notice of non-discrimination?	non_discim	Alpha	1	Y/N	2
AD0160	Equal Education Opportunities – Does the district provide appropriate provisions for children who have been identified with disabling conditions under Section 504, to ensure equal educational opportunities?	equal_edu	Alpha	1	Y/N	2
AD0165	Equitable Access – Has the district taken appropriate steps to notify students, parents and the general public of its duty to assure equitable access to educational programs?	equit_access	Alpha	1	Y/N	2
AD0170	Notification of Rights – Are appropriate steps taken when notifying parents of their rights, and students when applicable?	notify_rights	Alpha	1	Y/N	2
AD0175	Child-find – Is Child-find in place to identify students with disabilities who do not qualify for services under the Individuals with Disabilities Education Act?	child_find	Alpha	1	Y/N	2
AD0180	Modifications and Accommodations – Are modifications and accommodations for Section 504 students developed in compliance with regulations?	mod_accom	Alpha	1	Y/N	2
AD0185	Parental Rights – Are parent rights provided to parents, guardians and etc., as required by Section 504 Requirements?	rights_prov	Alpha	1	Y/N	2

DATABASE SCHEMA

GE
genderequity

ID	Element	Name	Type	Size	Values	Cycle
	Key					
GE0010	Fiscal Year – The fiscal year that this reporting cycle represents: For the 2013/2014 reporting year fy must be = 24	fy	Num	2	Table	2
GE0020	Cycle – The reporting cycle for which the data is submitted: 2 = October 15 th	cycle	Num	2	Table	2
GE0030	LEA, District – Local Education Agency, the unique seven-digit number assigned by the ADE to identify individual county, district, schools, cooperatives, and vocational institutions. The first two digits represent the county, the second two digits represent the district, and the last three digits represent the individual school, for example: 6001000 60 = Pulaski County 01 = Little Rock School District 000 = N/A (zeroes for district)	lea	Alpha	7	Appendix B	2
	General					
	Title IX of the Education Amendments of 1972 states: "No person...shall, on the basis of sex, be excluded from participation in, be denied the benefit of or be subject to discrimination under any education program or activity receiving Federal Financial Assistance." The Civil Rights Act of 1964 prohibits discrimination on the basis of sex in education programs and activities receiving federal assistance					
GE0155	District Policy – Does the district have a specific policy to protect students and staff from harassment?	dis_policy	Alpha	1	Y/N	2
GE0160	Notification Method – Does the district's policy contain the minimum elements of a definition and prescribed methods of notifying people?	notif_method	Alpha	1	Y/N	2
GE0165	Reference to Harassment – Are there references to harassment in the district's student handbook and the employee's handbook?	ref_harrass	Alpha	1	Y/N	2
GE0170	Grievance Procedure – Does the district have a grievance procedure to handle complaints about harassment and to monitor its effectiveness?	griev_proc	Alpha	1	Y/N	2
GE0175	Distribution Procedure – Has information about the grievance procedure been distributed to students and employees?	griev_proc_dist	Alpha	1	Y/N	2
GE0180	Location of Posted Notification – Is the name and location of your Equity Coordinator posted in each building?	posted_notif	Alpha	1	Y/N	2

DATABASE SCHEMA

RE
natorigin

ID	Element	Name	Type	Size	Values	Cycle
	Key					
NO0010	Fiscal Year – <i>The fiscal year that this reporting cycle represents: For the 2013/2014 reporting year fy must be = 24</i>	fy	Num	2	Table	2
NO0020	Cycle – <i>The reporting cycle for which the data is submitted: 2 = October 15th</i>	cycle	Num	2	Table	2
NO0030	LEA, District – <i>Local Education Agency, the unique seven-digit number assigned by the ADE to identify individual county, district, schools, cooperatives, and vocational institutions. The first two digits represent the county, the second two digits represent the district, and the last three digits represent the individual school, for example: 6001000 60 = Pulaski County 01 = Little Rock School District 000 = N/A (zeroes for district)</i>	lea	Alpha	7	Appendix B	2
	General					
	Title VI of the Civil Rights Act of 1964 (42 U.S.C. Sec. 200d.et seq.) requires that: "No person in the United States shall, on the grounds of race, color or national origin be excluded from participation in, be denied the benefit of, or be subjected to discrimination under any program or activity receiving financial assistance." In addition, insofar as national origin regulations are applied to those students who are limited in their English proficiency, the May 25, Memorandum from DHEW requirements states that: "Where the inability to speak and understand the English language excludes national origin minority group children from effective participation in the educational program offered by a school district, the district must take affirmative steps to rectify the language deficiency in order to open its instructional program to these students.					
NO0155	Student Participation – <i>Does the district have in place, a process that ensures that students of national origin are provided opportunity for full participation in the full life of the school, including all academic services, counseling, extra-curriculum student activities, and placement in gifted and talented programs, advanced placement and honors courses.</i>	stud_partic	Alpha	1	Y/N	2
NO0160	Limited English Proficiency Assessment – <i>Has the district identified language minority students, assessed the level of English proficiency, and provided all Limited English Proficient (LEP) students with an educational program that develops English skills and provides for appropriate, understandable content and subject matter instruction?</i>	lep_assess	Alpha	1	Y/N	2
NO0165	Staff Training – <i>Does the district ensure that staff training, curriculum materials, and evaluation procedures are appropriate for LEP students?</i>	staff_train	Alpha	1	Y/N	2
NO0170	Inappropriate Placement – <i>Does the district ensure that LEP students are not inappropriately placed in special education classes due to their inability to speak and understand English?</i>	inappro_placem	Alpha	1	Y/N	2
NO0175	Parents Who Are Not Proficient in English – <i>Does the district ensure that parents who are not proficient in English are provided with appropriate, understandable, and sufficient information about all school activities?</i>	ensure_suff_info	Alpha	1	Y/N	2
NO0180	Modification of Programs – <i>Does the district take steps to modify a program for LEP students when that program proves not to be effective?</i>	modif_prgms	Alpha	1	Y/N	2

STATEWIDE INFORMATION SYSTEM 2013/2014

DATABASE SCHEMA

RE
raceequity

ID	Element	Name	Type	Size	Values	Cycle
	Key					
RE0010	Fiscal Year – The fiscal year that this reporting cycle represents: For the 2013/2014 reporting year fy must be = 24	fy	Num	2	Table	2
RE0020	Cycle – The reporting cycle for which the data is submitted: 2 = October 15 th	cycle	Num	2	Table	2
RE0030	LEA, District – Local Education Agency, the unique seven-digit number assigned by the ADE to identify individual county, district, schools, cooperatives, and vocational institutions. The first two digits represent the county, the second two digits represent the district, and the last three digits represent the individual school, for example: 6001000 60 = Pulaski County 01 = Little Rock School District 000 = N/A (zeroes for district)	lea	Alpha	7	Appendix B	2
	General					
	Title VI of the Civil Rights Act of 1964 states: "No person in the United States shall, on the grounds of race, color or national origin be excluded from participation in, be denied the benefits of or be otherwise subjected to discrimination under any program or activity receiving federal financial assistance."					
RE0155	Local Resolution – Does the district have board adopted grievance procedures that encourage local resolution of problems rather than resorting to the formal civil rights complaints procedure?	local_resolu	Alpha	1	Y/N	2
RE0160	Grievance Procedure – Does the district distribute its grievance procedure and policy of non-discrimination to the students, parents and the general public annually?	griev_proc	Alpha	1	Y/N	2
RE0165	Denied Equitable Access – Is there a district policy and procedure which ensures that no student is denied equitable access to instructional services, transportation, student activities, facilities, honors and awards, learning materials, guidance and counseling, and curriculum and instruction?	equit_access	Alpha	1	Y/N	2
RE0170	Parental Involvement – Does the district utilize a variety of methods to encourage all identifiable groups of parents to become involved in school functions?	paren_involv	Alpha	1	Y/N	2
RE0175	Non-discrimination – Are the district's policies of non-discrimination posted in all facilities and disseminated prior to the beginning of each school year to students, parents, employee and the general public?	non_discrim	Alpha	1	Y/N	2
RE0180	Resource Material – Are all resources and material – books, speakers, etc. – selected to accommodate the diversity of the student population?	resour_mat	Alpha	1	Y/N	2

DATABASE SCHEMA

FB
fac_build

ID	Element	Name	Type	Size	Values	Cycle
	Key					
FB0010	Fiscal Year – <i>The fiscal year that this reporting cycle represents: For the 2013/2014 reporting year fy must be = 24</i>	fy	Num	2	Table	7
FB0020	Cycle – <i>The reporting cycle for which the data is submitted: 7 = June 15th</i>	cycle	Num	2	Table	7
FB0030	LEA, District/Coop/School – <i>Local Education Agency, the unique seven-digit number assigned by the ADE to identify individual county, district, and cooperative. The first two digits represent the county, the second two digits represent the district, and the last three digits represent the individual school, for example: 6001000 60 = Pulaski County 01 = Little Rock School District 000 = N/A (zeroes for district)</i>	lea	Alpha	7	Appendix A,D	7
FB0040	Building ID Number, Local – <i>The unique building number locally assigned to each individual building within the district. For example: 01, 02, 03, 04, ... Elem01, Elem02, JrHigh01...</i>	id	Alpha	10		7
	General Information					
FB0100	Primary Use – <i>The primary educational use of the building as best described by one of the following: 01 = K-12 Comprehensive 12 = Fine Arts 02 = Kindergarten/Pre-School 13 = Gymnasium 03 = Elementary or Primary 14 = Cafeteria 04 = Middle School 15 = Physical Education 05 = Junior High School 16 = Multi-Purpose 06 = Senior High School 17 = Administrative 07 = Science 18 = Transportation Fac 08 = Vocational 19 = Field House 09 = Special Education 20 = Adult Education 10 = Music/Band 21 = Maint/Storage 11 = Library/Media Center 22 = Community Activity 23 = Abandoned</i>	primary_use	Num	2	Table	7
FB0150	Grade Level, Low – <i>The number representing the lowest grade taught in the building. One of the following codes must be used: P = Pre-School 06 = 6th Grade K = Kindergarten 07 = 7th Grade 01 = 1st Grade 08 = 8th Grade 02 = 2nd Grade 09 = 9th Grade 03 = 3rd Grade 10 = 10th Grade 04 = 4th Grade 11 = 11th Grade 05 = 5th Grade 12 = 12th Grade</i>	grade_low	Alpha	2	Table	7
FB0160	Grade Level, High – <i>The number representing the highest grade taught in the building. See the preceding list of values.</i>	grade_high	Alpha	2	Table	7
FB0280	Wired for Internet – <i>Enter the number of rooms within this building that is wired for accessibility to the Internet.</i>	internet_conn	Num	3		7
FB0285	Type of Internet Service – <i>The type of Internet service available in the building. One of the following codes must be used: 01 = Dial Up 02 = High Speed (Includes Wireless) 03 = None</i>	type_serv	Alpha	2	Table	7
FB0290	Computer Stations – <i>The total number of instructional computer stations. The unduplicated number of computer stations available to students for instruction (classrooms, media center, media cart computers moved from one class to another).</i>	comp_stations	Num	3		7

DATABASE SCHEMA

FB
fac_build

ID	Element	Name	Type	Size	Values	Cycle
FB0300	Multimedia Computer Stations – Enter the number of instructional computer stations located within the building that have multimedia computers i.e. computers that have sound cards, speakers, and CD ROMS.	multimed_stations	Num	3		7
FB0305	Other Devices – The total number of equipment such as smart phones, portable media players, and other Internet mobile devices; interactive tablets; netbooks; e-book tools; and all other devices that can connect to the Internet for instructional purposes.	other_devices	Num	4		7
FB0310	Instructional Classrooms – Enter the number of rooms within the building that are used primarily for instructional purposes i.e. more than 50% of the occupied time.	inst_classroom	Num	3		7

DATABASE SCHEMA

GR
graduate

ID	Element	Name	Type	Size	Values	Cycle
	Key					
GR0010	Fiscal Year – The fiscal year that this reporting cycle represents: For the 2013/2014 reporting year fy must be = 24	fy	Num	2	Table	9
GR0020	Cycle – The reporting cycle for which the data is submitted: 9 = August 31 st	cycle	Num	2	Table	9
GR0030	LEA, School – Local Education Agency, the unique seven-digit number assigned by the ADE to identify individual county, district, schools, cooperatives, and vocational institutions. The first two digits represent the county, the second two digits represent the district, and the last three digits represent the individual school, for example: 6001002 60 = Pulaski County 01 = Little Rock School District 002 = Hall High School	lea	Alpha	7	Appendix C	9
GR0040	SSN, Student – The nine-digit Social Security number of the student. If a student's SSN cannot be obtained then the ADE assigned number as required by Arkansas Code Ann. 6-18-208 should be used.	ssn	Alpha	9		9
	General					
GR0045	State Reporting ID – The unique 10-digit Triand identifier generated for the student by the state.	uniq_stu_id	Alpha	10	#####	9
	Student Name					
GR0046	First Name – The student's first name.	fname	Alpha	20		9
GR0047	Middle Name – The student's middle name.	mname	Alpha	15		9
GR0048	Last Name – The student's last name.	lname	Alpha	25		9
GR0050	Race – The general racial or ethnic heritage with which the individual most identifies from the following codes: YNNNNN = Hispanic NYNNNN = Native American/Alaskan Native NNYNNN = Asian NNNYNN = Black/African American NNNNYN = Native Hawaiian/Pacific Islander NNNNNY = White Y in more than one combination will be considered 2 or more races.	race_ethnic	Alpha	6	NNNNNN	9
GR0060	Gender – The sexual classification of the student. M = Male F = Female	gender	Alpha	1	Table	9
GR0065	Date, Birth – The student's date of birth.	birth_date	Date	8	MMDD YYYY	9
GR0070	Date, Graduation – The date the student receives formal recognition for the successful completion of a prescribed program of studies. (Must be a valid date greater than 08/01 of the previous year.)	grad_date	Date	8	MMDD YYYY	9
GR0080	Class Rank – The student's class ranking at the time of graduation based on the number of students in the class.	class_rank	Num	3		9
GR0090	Age, Graduation – The actual age of the student at the time of graduation.	age_grad	Num	2		9
GR0095	Student Data – Enter the appropriate code designating student status at the time of graduation.. RG =Regular Student SP = Special Education Student	stu_data	Alpha	2	Table	9

DATABASE SCHEMA

JA
jobassgn

ID	Element	Name	Type	Size	Values	Cycle
	Key					
JA0010	Fiscal Year – The fiscal year that this reporting cycle represents: For the 2013/2014 reporting year fy must be = 24	fy	Num	2	Table	2
JA0020	Cycle – The reporting cycle for which the data is submitted: 2 = October 15 th	cycle	Num	2	Table	2
JA0030	LEA, School or District – Local Education Agency, the unique seven-digit number assigned by the ADE to identify individual county, district, schools, cooperatives, and vocational institutions. The first two digits represent the county, the second two digits represent the district, and the last three digits represent the individual school, for example: 6001002 60 = Pulaski County 01 = Little Rock School District 002 = Hall High School (all zeroes for district employees)	lea	Alpha	7	Appendix B,C	2
JA0040	SSN, Staff – The nine-digit Social Security number of the staff member being identified.	ssn	Alpha	9	#####	2
JA0050	State Reporting ID, Staff – The unique 10-digit Triand identifier generated for the teacher by the state.	uniq_emp_id	Alpha	10		2
JA0055	Job Code – Number assigned by the ADE to each job assignment performed by a staff person.	job_code	Alpha	6	Appendix F,G,I	2
	General					
JA0060	Paraprofessional Qualification – If the job code is for Classified Personnel (Appendix G) and the individual works in an instructional capacity with students in a Title I School Wide School or with Title I identified students in a Targeted Assistance School, does the employee meet No Child Left Behind (NCLB) paraprofessional qualification standards? 1= Yes, HQ by passing the Praxis Examination for Paraprofessionals (758 & 762) 2 = Yes, HQ by having sixty (60) college/university hours on a Transcript (758 & 762) 3 = Yes, HQ by having has an Associate’s Degree (AA) (758 & 762) 4 = Yes, HQ by having a Bachelor’s Degree (BA or BS) (758 & 762) 5 = No, Not a highly qualified paraprofessional (758 & 762) 6 = Not Applicable, (This category only applies if 100% of the paraprofessional’s duties are in the lunchroom, on the playground, or as a health care/personal care provider for a special needs student.) 760 7 = Yes, HQ the para-professional only works in the preschool And has a CDA license. *Districts are required to have evidence for any of the 'yes' items #1-4, 7	paraprof_qual	Alpha	1	Table	2
JA0070	FTE – The Full Time Equivalence (FTE) for all classified and certified positions that do not require a student count. The FTE must be greater than 0.00	fte	Dec	3,2	###	2

DATABASE SCHEMA

MH
medical_hearing

ID	Element	Name	Type	Size	Values	Cycle
	Key					
MH0010	Fiscal Year – The fiscal year that this reporting cycle represents: For the 2013/2014 reporting year fy must be = 24	fy	Num	2	Table	7
MH0020	Cycle – The reporting cycle for which the data is submitted: 7 = June 15th	cycle	Num	2	Table	7
MH0030	LEA, District – Local Education Agency, the unique seven-digit number assigned by the ADE to identify individual county, district, schools, cooperatives, and vocational institutions. The first two digits represent the county, the second two digits represent the district, and the last three digits represent the individual school, for example: 6001000 60 = Pulaski County 01 = Little Rock School District 000 = N/A (zeroes for district)	lea	Alpha	7	Appendix B	7
MH0040	SSN, Student – The nine-digit Social Security number of the student. If a student's SSN cannot be obtained, then the ADE assigned number as required by Arkansas Code Ann. 6-18-208 should be used.	ssn	Alpha	9		7
MH0041	State Reporting ID – The unique 10-digit Triand identifier generated for the student by the state.	uniq_stu_id	Alpha	10	#####	7
MH0042	Grade Level – The grade level in which the student is currently enrolled: P = Pre-School 08 = 8 th Grade K = Kindergarten 09 = 9 th Grade 01 = 1 st Grade 10 = 10 th Grade 02 = 2 nd Grade 11 = 11 th Grade 03 = 3 rd Grade 12 = 12 th Grade 04 = 4 th Grade EE = Non-Graded Elementary 05 = 5 th Grade SM = Non-Graded Middle/Jr. 06 = 6 th Grade SS = Non-Graded Secondary 07 = 7 th Grade	grade_level	Alpha	2	Table	7
	General					
MH0060	Screening Date – The date of the student's hearing screening.	screen_date	Date	8	MMDD YYYY	7
MH0065	Right Ear – Hearing test results for the right ear.	right_ear	Alpha	1	P/F/N	7
MH0070	Left Ear – Hearing test results for the left ear..	left_ear	Alpha	1	P/F/N	7
MH0100	Referral – Referred to an healthcare professional because of failed screening. P = Physician S = School Nurse NA = Not Applicable	referral	Alpha	2	Table	7
MH0110	Follow-up – The follow-up of the screening or referral. R = Refuse Referral T = Re-Screened N = Normal Exam J = Treatment X = Left District I = In Process NA = Not Applicable	follow-up	Alpha	2	Table	7

DATABASE SCHEMA

MI
medical_immun

ID	Element	Name	Type	Size	Values	Cycle
MI0010	Fiscal Year – The fiscal year that this reporting cycle represents: For the 2013/2014 reporting year fy must be = 24	fy	Num	2	Table	3
MI0020	Cycle – The reporting cycle for which the data is submitted: 3 = November 15 th	cycle	Num	2	Table	3
MI0030	LEA, School – Local Education Agency, the unique seven-digit number assigned by the ADE to identify individual county, district, schools, cooperatives, and vocational institutions. The first two digits represent the county, the second two digits represent the district, and the last three digits represent the individual school, for example: 6001002 60 = Pulaski County 01 = Little Rock School District 002 = Hall High School	lea	Alpha	7	Appendix B	3
MI0040	SSN, Student – The nine-digit Social Security number of the student. If a student's SSN cannot be obtained, then the ADE assigned number as required by Arkansas Code Ann. 6-18-208 should be used. This number should remain the same throughout the student's school career.	ssn	Alpha	9	#####	3
MI0050	State Reporting ID – The unique 10-digit Triand identifier generated for the student by the state.	uniq_stu_id	Alpha	10	#####	3
MI0055	Grade Level – The grade level in which the student is currently enrolled: we are currently collecting grades K and 7. K = Kindergarten 07 = 7 th Grade	grade_level	Alpha	2	Table	3
	General					
MI0060	Immunization Code – The type of immunization administered. Options: <ul style="list-style-type: none"> • DTap • HepB • HPV • MCV4 • Measles • Mumps • IPV/OPV • Rubella • Tdap • Varicella 	immune_code	Alpha	10	Table	3
MI0070	Immunization Exemption Code – The type of exemption a student may have excusing the student from an immunization. Options: M = Medical P = Philosophical R = Religious N = Not Applicable	immune_exmpt	Alpha	2	Table	3
MI0080	Immunization Code Date – The Date this immunization was given.	immune_date	Date	8	MMDDYYYY	3

STATEWIDE INFORMATION SYSTEM 2013/2014

ID	Element	DATABASE SCHEMA			MS medical_scoliosis	
		Name	Type	Size	Values	Cycle
	Key					
MS0010	Fiscal Year – The fiscal year that this reporting cycle represents: For the 2013/2014 reporting year fy must be = 24	fy	Num	2	Table	7
MS0020	Cycle – The reporting cycle for which the data is submitted: 7 = June 15th	cycle	Num	2	Table	7
MS0030	LEA, District – Local Education Agency, the unique seven-digit number assigned by the ADE to identify individual county, district, schools, cooperatives, and vocational institutions. The first two digits represent the county, the second two digits represent the district, and the last three digits represent the individual school, for example: 6001000 60 = Pulaski County 01 = Little Rock School District 000 = N/A (zeroes for district)	lea	Alpha	7	Appendix B	7
MS0040	SSN, Student – The nine-digit Social Security number of the student. If a student’s SSN cannot be obtained, then the ADE assigned number as required by Arkansas Code Ann. 6-18-208 should be used.	ssn	Alpha	9		7
MS0041	State Reporting ID – The unique 10-digit Triand identifier generated for the student by the state.	uniq_stu_id	Alpha	10	#####	7
MS0042	Grade Level – The grade level in which the student is currently enrolled: P = Pre-School 08 = 8 th Grade K = Kindergarten 09 = 9 th Grade 01 = 1 st Grade 10 = 10 th Grade 02 = 2 nd Grade 11 = 11 th Grade 03 = 3 rd Grade 12 = 12 th Grade 04 = 4 th Grade EE = Non-Graded Elementary 05 = 5 th Grade SM = Non-Graded Middle/Jr. 06 = 6 th Grade SS = Non-Graded Secondary 07 = 7 th Grade	grade_level	Alpha	2	Table	7
	General					
MS0060	Screening Date – Date of initial scoliosis screening.	screen_date	Date	8	MMDD YYYY	7
MS0100	Referral – Referred to an healthcare professional because of failed screening. P = Physician S = School Nurse G = Guardian O = Orthopedic Physician NA = Not Applicable	referral	Alpha	2	Table	7
MS0110	Follow-up – The follow-up of the screening or referral. R = Refuse Referral T = Re-Screened N = Normal Exam J = Treatment X = Left District I = In Process NA = Not Applicable	follow-up	Alpha	2	Table	7

DATABASE SCHEMA

MV
medical_vision

ID	Element	Name	Type	Size	Values	Cycle
	Key					
MV0010	Fiscal Year – The fiscal year that this reporting cycle represents: For the 2013/2014 reporting year fy must be = 24	fy	Num	2	Table	3,6
MV0020	Cycle – The reporting cycle for which the data is submitted: 3 = November 15th 6 = April 15th	cycle	Num	2	Table	3,6
MV0030	LEA, District – Local Education Agency, the unique seven-digit number assigned by the ADE to identify individual county, district, schools, cooperatives, and vocational institutions. The first two digits represent the county, the second two digits represent the district, and the last three digits represent the individual school, for example: 6001000 60 = Pulaski County 01 = Little Rock School District 000 = N/A (zeroes for district)	lea	Alpha	7	Appendix B	3,6
MV0040	SSN, Student – The nine-digit Social Security number of the student. If a student's SSN cannot be obtained, then the ADE assigned number as required by Arkansas Code Ann. 6-18-208 should be used.	ssn	Alpha	9		3,6
MV0041	State Reporting ID – The unique 10-digit Triand identifier generated for the student by the state.	uniq_stu_id	Alpha	10	#####	3,6
MV0042	Grade Level – The grade level in which the student is currently enrolled: P = Pre-School 08 = 8 th Grade K = Kindergarten 09 = 9 th Grade 01 = 1 st Grade 10 = 10 th Grade 02 = 2 nd Grade 11 = 11 th Grade 03 = 3 rd Grade 12 = 12 th Grade 04 = 4 th Grade EE = Non-Graded Elementary 05 = 5 th Grade SM = Non-Graded Middle/Jr. 06 = 6 th Grade SS = Non-Graded Secondary 07 = 7 th Grade	grade_level	Alpha	2	Table	3,6
	General					
MV0060	Screening Date – Date of initial vision screening.	screen_date	Date	8	MMDD YYYY	3,6
MV0062	External Exam – Any obvious anomaly of the eyes.	ext_exam	Alpha	1	P/F/N	3,6
MV0063	Vision 20 – Distance visual acuity screening using a Snellen Eye Chart at 20 feet.	vision20	Alpha	1	P/F/N	3,6
MV0066	Colorblind – The lack of perceptual sensitivity to certain colors.	colorblind	Alpha	1	P/F/N	3,6
MV0073	Fusion Far – The binocularity of vision at far.	fusion_far	Alpha	1	P/F/N	3,6
MV0075	Fusion Near – The binocularity of vision near.	fusion	Alpha	1	P/F/N	3,6
MV0085	Lateral MB Near – The Lateral muscle balance at near.	lat_mb	Alpha	1	P/F/N	3,6
MV0086	Lateral MB Far – The lateral muscle balance at far.	lateral_far	Alpha		P/F/N	3,6
MV0090	Vertical MB Far – Vertical muscle balance at far only.	ver_mb	Alpha	1	P/F/N	3,6
MV0095	Plus 2 Lens – A plus lens visual acuity screening test using a Snellen Eye Chart at twenty feet (20') or an age or developmentally appropriate chart at ten feet (10').	plus2_len	Alpha	1	P/F/N	3,6
MV0100	Referral – Referred to an eye care professional because of failed screening. P = Physician E = Eye Doctor S = School Nurse G = Guardian NA = Not Applicable	referral	Alpha	2	Table	3,6

DATABASE SCHEMA

MV
medical_vision

ID	Element	Name	Type	Size	Values	Cycle
MV0110	Follow-up – <i>The follow-up of the screening or referral.</i> R = Refuse Referral T = Re-Screened L = Lens Prescribed N = Normal Exam J = Treatment A = Abex No Lens X = Left District I = In Process NA = Not Applicable	follow-up	Alpha	2	Table	3,6

STATEWIDE INFORMATION SYSTEM 2013/2014

DATABASE SCHEMA

PS
private_school

ID	Element	Name	Type	Size	Values	Cycle
	Key					
PS0010	Fiscal Year – The fiscal year that this reporting cycle represents: For the 2013/2014 reporting year fy must be = 24	fy	Num	2	Table	6
PS0020	Cycle – The reporting cycle for which the data is submitted: 6 = April 15 th	cycle	Num	2	Table	6
PS0030	LEA, District – Local Education Agency, the unique seven-digit number assigned by the ADE to identify individual districts. The first two digits represent the county, the second two digits represent the district, and the last three digits represent the individual school, for example: 6001000 60 = Pulaski County 01 = Little Rock School District 000 = N/A (zeroes for district)	lea	Alpha	7	Appendix B	6
PS0031	School Name Code – The code represents the name of private school and ties the Private School Table to the Private School Title I Table. See (Appendix L) for the list of codes.	sch_code	Alpha	6	Table	6
	Private School Name and Administration Information – Any entity organized, as a school for the purpose of providing educational services and instruction that is not considered a public school or public school district.					
PS0035	School Name – The formal name used to identify an individual school.	sch_name	Alpha	30		6
PS0050	Administrator Prefix	admin_prefix	Alpha	4		6
PS0060	School Administrator First Name	admin_fname	Alpha	20		6
PS0070	School Administrator Middle Name	admin_mname	Alpha	15		6
PS0080	School Administrator Last Name	admin_lname	Alpha	25		6
PS0085	Administrator Suffix – The formal name extension including the period if applicable. (Jr., III)	admin_suffix	Alpha	4		6
	Mailing Address – The street name and building number or PO Box where mail is received.					
PS0090	Address	mail_addr	Alpha	30		6
PS0100	City	mail_city	Alpha	20		6
PS0110	State	mail_state	Alpha	2	AR	6
PS0120	Zip	mail_zip	Num	5		6
PS0130	Zip-4	mail_zip4	Num	4		6
	Private School Information					
PS0140	Grade Level, Low – The number representing the lowest grade taught in the building. One of the following codes must be used: P = Pre-School 06 = 6 th Grade "UN" = Unknown* K = Kindergarten 07 = 7 th Grade *Private Schools Only 01 = 1 st Grade 08 = 8 th Grade 02 = 2 nd Grade 09 = 9 th Grade 03 = 3 rd Grade 10 = 10 th Grade 04 = 4 th Grade 11 = 11 th Grade 05 = 5 th Grade 12 = 12 th Grade	grade_low	Alpha	2	Table	6
PS0150	Grade High – The number representing the highest grade taught in the building. See the preceding list of values.	grade_high	Alpha	2	Table	6
PS0160	Students Enrolled – Any resident student registered to attend this school and is present at least one day prior to October 1 st of this reporting fiscal year.	priv_student	Num	4		6
	Federal Programs Participation					
PS0170	Federal Programs Title I – This school wishes to participate in Title I Federal Programs (Yes/No).	part_titleI	Alpha	1	Y/N	6

DATABASE SCHEMA

PS
private_school

ID	Element	Name	Type	Size	Values	Cycle
PS0180	Federal Programs Title II – <i>This school wishes to participate in Title II (Yes/No).</i>	part_titleII	Alpha	1	Y/N	6
PS0190	Title IV/Drug Free Schools – <i>This school participates in Title IV Federal Programs..</i>	part_titleIV	Alpha	1	Y/N	6
PS0200	Title V – <i>This school wishes to participate in Title V Federal Programs.</i>	part_titleV	Alpha	1	Y/N	6

DATABASE SCHEMA

PT
privsch_titleI

ID	Element	Name	Type	Size	Values	Cycle
	Key					
PT0010	Fiscal Year – <i>The fiscal year that this reporting cycle represents: For the 2013/2014 reporting year fy must be = 24</i>	fy	Num	2	Table	6
PT0020	Cycle – <i>The reporting cycle for which the data is submitted: 6 = April 15th</i>	cycle	Num	2	Table	6
PT0030	LEA, District – <i>Local Education Agency, the unique seven-digit number assigned by the ADE to identify individual districts. The first two digits represent the county, the second two digits represent the district, and the last three digits represent the individual school, for example: 6001000 60 = Pulaski County 01 = Little Rock School District 000 = N/A (zeroes for district)</i>	lea	Alpha	7	Appendix B	6
	Private School Name – <i>Any entity organized as a school for the purpose of providing educational services and instruction that is not considered a public school or public school district.</i>					
PT0035	School Name Code – <i>A code designating a particular private school.</i>	school_code	Alpha	6	Table	6
	Title I Private Schools – <i>Indicate the number of private school students receiving Title I services in subjects reading, language arts, and math.</i>					
PT0050	Course Title – <i>Indicate the name of the course. 1 = Title I Reading 2 = Title I Language Arts 3 = Title I Math</i>	cour_title	Num	1	Table	6
PT0060	Grade Level (Ages 0 to 2)	grd_0_2	Num	3		6
PT0061	Grade Level (Ages 3 to 5)	grd_3_5	Num	3		6
PT0062	Grade Level (Kindergarten)	grd_k	Num	3		6
PT0063	Grade Level (1st Grade)	grd_1	Num	3		6
PT0064	Grade Level (2nd Grade)	grd_2	Num	3		6
PT0065	Grade Level (3rd Grade)	grd_3	Num	3		6
PT0066	Grade Level (4th Grade)	grd_4	Num	3		6
PT0067	Grade Level (5th Grade)	grd_5	Num	3		6
PT0068	Grade Level (6th Grade)	grd_6	Num	3		6
PT0069	Grade Level (7th Grade)	grd_7	Num	3		6
PT0070	Grade Level (8th Grade)	grd_8	Num	3		6
PT0071	Grade Level (9th Grade)	grd_9	Num	3		6
PT0072	Grade Level (10th Grade)	grd_10	Num	3		6
PT0073	Grade Level (11th Grade)	grd_11	Num	3		6
PT0074	Grade Level (12th Grade)	grd_12	Num	3		6

DATABASE SCHEMA

PD
staff_dev

ID	Element	Name	Type	Size	Values	Cycle
	Key					
PD0010	Fiscal Year – The fiscal year that this reporting represents: For the 2013/2014 reporting year fy must be = 24	fy	Num	2	Table	8
PD0020	Cycle - The reporting cycle for which the data is submitted: 8 =July 31 st	Cycle	Num	2	Table	8
PD0030	LEA, School – Local Education Agency, the unique seven-digit number assigned by the ADE to identify individual county, district, schools, cooperatives, and vocational institutions. The first two digits represent the county, the second two digits represent the district, and the last three digits represent the individual school, for example: 6001002 60 = Pulaski County 01 = Little Rock School District 002 = Hall High School	lea	Alpha	7	Appendix C	8
PD0040	Social Security Number – This is the social security number for the teacher or superintendent ADE assigned number designated to a course for identification purposes.	ssn	Alpha	9	#####	8
	General					
PD0050	State Reporting ID, Staff – The unique 10-digit Triand identifier generated for the teacher by the state.	uniq_emp_id	Alpha	10	##### ##	8
PD0060	Job Type – The type of job performed by the employee. A = Full Time Administrator T =Teacher or Part Time Administrator	job_type	Alpha	1		8
PD0070	Professional Development Hours, Total – Has this person completed 60 or more hours of professional development inclusive of the required areas of professional development while employed as either a teacher or administrator?	Profdev_hr	Dec	5,2	###.##	8
PD0080	Technical Development Course Hours – The number of hours of technology professional development (course hours) provided to school technology staff. This number is needed for the EDEN federal reporting.	cour_hr	Dec	5,2	###.##	8
PD0090	Technical Development Hours – The technical development hours completed for professional development. (Requires six additional hours for certification). Defaults to “Y”.	tech_hrs	Alpha	1	Y/N	8
PD0100	Arkansas History Instructor – The Arkansas History Instructor has additional requirements for professional development. Requires two additional hours for certification. (Defaults to “Y” for current Arkansas History Instructors).	arhist_tea	Alpha	1	Y/N	8
PD0110	Arkansas History Development Hours – The Arkansas History Instructional Hours completed for professional development by all Arkansas History Teachers. Require two hours for certification. (Defaults to “Y” for Arkansas History Instructors).	arhist_hrs	Alpha	1	Y/N	8
PD0120	Parent Involvement Development Hours – The parent involvement development hours completed for professional development. Requires two hours for teachers and three hours for administrators for certification. (Defaults to “Y”).	painvol_hrs	Alpha	1	Y/N	8
PD0130	Data De-Aggregation Development Hours – The data de-aggregation development hours completed for professional development. (Defaults to “Y” for administrators and “N” for teachers/part time administrators).	data_dis	Alpha	1	Y/N	8
PD0140	Instructional Leadership Development Hours – The instructional leadership development hours completed for professional development. (Defaults to “Y” for administrators and “N” for teachers/part-time administrators).	instlead_hrs	Alpha	1	Y/N	8
PD0150	Fiscal Management Training Hours – The fiscal management training hours completed for professional development. (Defaults to “Y” for administrators and “N” for teachers/part-time administrators).	fisman_hrs	Alpha	1	Y/N	8

ID	Element	Name	Type	Size	Values	Cycle
PD0160	Arkansas Scholarship Lottery Act (Professional Development Hours) – The superintendent, assistant superintendent, grades 7-12 principal, grades 7-12 assistant principal, and grades 7-12 guidance counselors has completed 3 hours of professional development on the eligibility requirements and the process for applying for state-approved student financial assistance under Act 605 of 2009. (Defaults to Y)	lottery_hrs	Alpha	1	Y/N	8
PD0170	Arkansas Scholarship Lottery Act (Professional Development Hours) – The superintendent, assistant superintendent, grades 7-12 principal, grades 7-12 assistant principal, and grades 7-12 guidance counselors has completed 3 hours of professional development on the eligibility requirements and the process for applying for state-approved student financial assistance under Act 605 of 2009 and this is for the first year of their training. (Defaults to Y this year)	lottery_first	Alpha	1	Y/N	8

DATABASE SCHEMA

RG
register

ID	Element	Name	Type	Size	Values	Cycle
	Key					
RG0010	Fiscal Year – The fiscal year that this reporting cycle represents: For the 2013/2014 reporting year fy must be = 24	fy	Num	2	Table	2,7
RG0020	Cycle – The reporting cycle for which the data is submitted: 2 = October 15th 7 = June 15th* (*ALE Courses Only)	cycle	Num	2	Table	2,7
RG0030	LEA, School – Local Education Agency, the unique seven-digit number assigned by the ADE to identify individual county, district, schools, cooperatives, and vocational institutions. The first two digits represent the county, the second two digits represent the district, and the last three digits represent the individual school, for example: 6001002 60 = Pulaski County 01 = Little Rock School District 002 = Hall High School	lea	Alpha	7	Appendix C	2,7
RG0040	Course Number – The ADE assigned number designated to a course for identification purposes.	course_num	Alpha	6	Appendix I	2,7
RG0050	Course Section – The district assigned course section number given to a unique class of a particular course.	section_num	Alpha	10		2,7
RG0060	SSN, Student – The nine-digit Social Security number of the student. If a student's SSN cannot be obtained, then the ADE assigned number as required by Arkansas Code Ann. 6-18-208 should be used.	ssn	Alpha	9		2,7
RG0070	State Reporting ID – The unique 10-digit Triand identifier generated for the student by the state.	uniq_stu_id	Alpha	10	##### ###	2,7

ID	Element	Name	Type	Size	Values	Cycle
SD0010	Fiscal Year – The fiscal year that this reporting cycle represents: For the 2013/2014 reporting year fy must be = 24	fy	Num	2	Table	2,3,5,6,7
SD0020	Cycle – The reporting cycle for which the data is submitted: 2 = October 15th 3 = November 15th 5 = February 15th 6 = April 15th 7 = June 15th	cycle	Num	2	Table	2,3,5,6,7
SD0030	LEA, School – Local Education Agency, the unique seven-digit number assigned by the ADE to identify individual districts and schools. The first two digits represent the county, the second two digits represent the district, and the last three digits represent the individual school, for example: 6001002 60 = Pulaski County 01 = Little Rock School District 002 = Hall High School	lea	Alpha	7	Appendix C	2,3,5,6,7
SD0040	Type of Safety Drill – There are two types of safety evacuation drills currently being performed by the School Districts. F = Fire Drill T = Tornado Drill	safety_code	Alpha	8	Table	2,3,5,6,7
SD0050	Date of Monthly Safety Drill – The month, day and year the school held its safety evacuation drills. (Must be a valid date greater than 08/01 of the current school year.)	safety_date	Date	8	MMDD YYYY	2,3,5,6,7
	Safety Monthly Data (August – May) – Arkansas public schools are required to hold monthly safety evacuation drills and we strongly recommend that the teachers take the time at the beginning of school to discuss and explain the expected procedures for the Safety evacuation drills. The following data set shall be entered for each monthly safety drill. <i>There will be three fire drill reporting periods.</i> <i>1st = November 15th(cycle 3)will be to report the results of the fire drills and should include any performed August up to the 15th of November.</i> <i>2nd = February 15th(cycle 5) will be to report the results of fire drills conducted in November (if not reported previously), December, January, and up to the 15th of February.</i> <i>3rd = June 15th (cycle 7) will be to report the results of the fire drills conducted in February (if not reported previously), March, April, and May.</i> <i>There will be four reporting periods for tornado evacuation drills as required by Arkansas Code Annotated § 6-10-121:</i> <i>1st=October 15th (cycle 2) will be to report the results of the September tornado drill</i> <i>2nd = November 15th (cycle 3) will be to report the results of the October tornado drill</i> <i>3rd = February 15th (cycle 5) will be to report the results of the January tornado drill</i> <i>4th = April 15th (cycle 6) will be to report the results of the February drill</i>					
SD0055	Hour of Monthly Safety Drill – Enter an hour numbered from 0 (midnight) to 23. This will only accept military (24 hour) time.	safety_hour	Num	2		2,3,5,6,7
SD0065	Safety Drill Evacuation Minutes – Enter a minute numbered from 0 to 59.	safety_min	Num	2		2,3,5,6,7
SD0070	Safety Drill Evacuation Seconds – Enter a second numbered from 0 to 59.	safety_evsec	Num	2		2,3,5,6,7

DATABASE SCHEMA

SC
school

ID	Element	Name	Type	Size	Values	Cycle
	Key					
SC0010	Fiscal Year – <i>The fiscal year that this reporting represents: For the 2013/2014 reporting year fy must be = 24</i>	fy	Num	2	Table	1-9
SC0020	Cycle - <i>The reporting cycle for which the data is submitted: 1 =September 30th 2 = October 15th 3 = November 15th 4 = December 15th 5 = February 15th 6 = April 15th 7 = June 15th 8 = July 31st 9 = August 31st</i>	cycle	Num	2	Table	1-9
SC0030	LEA, School – <i>Local Education Agency, the unique seven-digit number assigned by the ADE to identify individual county, district, schools, cooperatives, and vocational institutions. The first two digits represent the county, the second two digits represent the district, and the last three digits represent the individual school, for example: 6001002 60 = Pulaski County 01 = Little Rock School District 002 = Hall High School</i>	lea	Alpha	7	Appendix C	1-9
	General					
SC0072	School Web Address – <i>Web address used to communicate with public.</i>	web_addr	Alpha	40		1-9
	Address, Mailing – <i>The street name and building number or PO box where mail is received.</i>					
SC0080	Address	mail_addr	Alpha	30		1-9
SC0090	City	mail_city	Alpha	20		1-9
SC0100	State	mail_state	Alpha	2	AR	1-9
SC0110	Zip	mail_zip	Num	5		1-9
SC0120	Zip-4	mail_zip4	Num	4		1-9
	Address, Shipping – <i>The street name and building number where packages of freight are received.</i>					
SC0130	Address	ship_addr	Alpha	30		1-9
SC0140	City	ship_city	Alpha	20		1-9
SC0150	State	ship_state	Alpha	2	AR	1-9
SC0160	Zip	ship_zip	Num	5		1-9
SC0170	Zip-4	ship_zip4	Num	4		1-9
	Phone Number, Office – <i>The phone number at the school administrative office including the area code, prefix, suffix, and extension.</i>					
SC0180	Area Code (501/870/479)	phone_area	Alpha	3		1-9
SC0190	Prefix	phone_prefix	Alpha	3		1-9
SC0200	Suffix	phone_suffix	Alpha	4		1-9
SC0210	Extension	phone_ext	Alpha	5		1-9
	Phone Number, FAX – <i>The FAX number at the school where incoming correspondence will be received</i>					
SC0220	Area Code (501/870/479)	fax_area	Alpha	3		1-9
SC0230	Prefix	fax_prefix	Alpha	3		1-9
SC0240	Suffix	fax_suffix	Alpha	4		1-9
SC0250	Extension	fax_ext	Alpha	5		1-9
	School Designations					
SC0350	Accreditation, North Central – <i>Indicates whether the school participates in the North Central Accreditation Program.</i>	accred_ncentral	Alpha	1	Y/N	1-9

DATABASE SCHEMA

SC
school

ID	Element	Name	Type	Size	Values	Cycle
SC0352	Block Schedule – <i>The school is on a block schedule when subjects are not normally scheduled every day for the entire year. Block schedule examples include: A-B days, 4-4, etc.</i>	block_schedule	Alpha	1	Y/N	1-9
SC0353	Minutes Per Day – <i>The number of minutes in the school day.</i>	minutes_day	Num	4		7
SC0355	Periods Per Day – <i>The number of periods in the school day. N= School day not scheduled by periods 1=One period per day 2=Two periods per day 3=Three periods per day 4=Four periods per day 5=Five periods per day 6=Six periods per day 7=Seven periods per day 8=Eight periods per day 9=Nine periods per day 0=Other</i>	prds_per_day	Alpha	1	Table	1-9
SC0360	School, Magnet – <i>Elementary or secondary school program within the public education system that offers exemplary learning environments or courses that are not available within the regular school curriculum. The programs are designed to attract voluntary students from all parts of a school district without reference to the usual attendance zone rules.</i>	magnet	Alpha	1	Y/N	1-9
SC0370	School, Alternative – <i>Educational program at all levels within or outside the formal education system that provides innovative and flexible instruction, curriculums, grading systems, learning environment, degree requirements, or other alternatives to the ordinary system of instruction. Any school may have an alternative education program, however the school must be a LEA unto itself to classify as an alternative school.</i>	alternative	Alpha	1	Y/N	1-9
SC0372	School, Year Round – <i>A year round school is defined as a school that has a normal school calendar that includes planned student attendance days outside the regular late August to early June time frame used for traditional nine month schools for regular instructional days.</i>	sch_yrround	Alpha	1	Y/N	1-9
SC0374	School, 4 Day – <i>A four-day school is a school that does not traditionally schedule instructional days for five consecutive days but achieves the required instructional hours normally required in a week in less than five days.</i>	sch_4day	Alpha	1	Y/N	1-9
SC0376	School, Night – <i>A night school is a school that schedules the majority of instructional time in the evening or after 3:30 p.m.</i>	sch_night	Alpha	1	Y/N	1-9
	Service Learning – <i>A project guided by a school staff member that engages students in addressing a need within their school or community. The activities must be curriculum integrated and must include four components:</i> <ul style="list-style-type: none"> • Planning with student • Demonstration or performance of the activity • Reflection of the activity, and • Recognition of students 					
SC0378	Service Learning Project – <i>Does your school currently have a service learning project/course?</i>	serv_learn	Alpha	1	Y/N	4
SC0379	Service Learning Course – <i>Has your school had a service-learning project/course in the past?</i>	serv_proj	Alpha	1	Y/N	4
SC0380	School-Wide Character Education Program – <i>Character education taught throughout the entire school. Does your school have a school-wide character education program?</i>	sch_wide	Alpha	1	Y/N	4

DATABASE SCHEMA

ID	Element	Name	Type	Size	Values	Cycle
SC0382	School, Federal Programs Status – SW = SCHOOLWIDE (A school that has been approved by the ADE to provide Title I services on a school wide rather than a targeted assistance basis. A school must have at least 40% of their students identified as low income.) TA = TARGET ASSISTED (A school that provides Title I services to identified students eligible for the services.) NA = Not Applicable	sch_fedpgm	Alpha	2	Table	1-9
SC0385	Level – A code indicating the range of grades taught in a school: 2 = Elementary School 3 = Middle/Junior School 4 = Secondary School	level	Num	1	Table	1-9
SC0390	Site Use Code – A code used to describe the primary use of the school campus: 01= Kindergarten/Pre-School 02= Primary or Upper Elementary 03= Middle School 04= Junior High School 05= Senior High School 06= K-12 Comprehensive School 07= Other (i.e. administration, bus garage, athletics, etc.)	site_use	Num	2	Table	1-9
SC0490	Hours, Staff Development – The number of hours teachers are scheduled for staff development based on Standard 3.112.	staffdev_hous	Num	3		1,2
SC0560	Book Volumes – The total number of book titles catalogued in the school's library and media center. Based on Standard 9.241.	lib_volumes	Num	9		1,2
	Quarter Calendar					
SC0640	Quarter # Begin Date – Date designated as the first school day of the quarter.	qtr1_beg	Date	8	MMDD YYYY	3
SC0650	Quarter # End Date – Date designated as the last school day of the quarter.	qtr1_end	Date	8	MMDD YYYY	3
SC0660	Quarter # Number of Days – Number of school days contained in the quarter.	qtr1_days	Num	2		3
SC0670	Quarter #2, Begin Date – Date designated as the first school day of the quarter.	qtr2_beg	Date	8	MMDD YYYY	5
SC0680	Quarter #2, End Date – Date designated as the last school day of the quarter.	qtr2_end	Date	8	MMDD YYYY	5
SC0690	Quarter #2, Number of Days – Number of school days contained in the quarter.	qtr2_days	Num	2		5
SC0700	Quarter #3, Begin Date – Date designated as the first school day of the quarter.	qtr3_beg	Date	8	MMDD YYYY	6
SC0710	Quarter #3, End Date – Date designated as the last school day of the quarter.	qtr3_end	Date	8	MMDD YYYY	6
SC0720	Quarter #3, Number of Days – Number of school days contained in the quarter.	qtr3_days	Num	2		6
SC0730	Quarter #4, Begin Date – Date designated as the first school day of the quarter.	qtr4_beg	Date	8	MMDD YYYY	7
SC0740	Quarter #4, End Date – Date designated as the last school day of the quarter.	qtr4_end	Date	8	MMDD YYYY	7
SC0750	Quarter #4, Number of Days – Number of school days contained in the quarter.	qtr4_days	Num	2		7

DATABASE SCHEMA

SC
school

ID	Element	Name	Type	Size	Values	Cycle
	Tri-Annual Fire Drill					
SC0760	Fire Marshall – Is there a School Fire Marshal Program currently in operation in each school?	firedr_marshpgm	Alpha	1	Y/N	1
SC0770	Evacuation Plan – Is there an adequate evacuation plan with a diagram posted inside each classroom of the school.	firedr_evplan	Alpha	1	Y/N	1
SC0780	Building Check – Are all buildings checked for hazards before being locked at the end of the day and at night after activities.	firedr_bldgck	Alpha	1	Y/N	1
	Early Childhood – Indicate the number of preschool classrooms and which programs utilize the classrooms					
SC0800	Preschool Classroom Count – Does your school provide classroom space for children below Kindergarten age on either a school campus or property for one or more of the following? If yes, what is the total number of classroom programs on campus or property?	presch_clsrm	Num	3		2
SC0815	Head Start – A child development program that serve children from birth to age 5 and their families.	head_start	Alpha	1	Y/N	2
SC0820	Arkansas Better Chance (ABC) – A state funded public pre-kindergarten for at risk children from birth to 5 years of age.	abc	Alpha	1	Y/N	2
SC0825	Home Based – Home based programs such as Parents as teachers (PAT) Home Instruction for Parents of Preschool Youngsters (HIPPY).	hippy	Alpha	1	Y/N	2
SC0830	Private Preschool – Profit/Non-profit programs.	priv_presch	Alpha	1	Y/N	2
SC0835	District Funds – District funds a four (4) year old program	dist_fund	Alpha	1	Y/N	2
SC0840	Early Childhood Special Education – Students receiving special education services by primary disability.	early_child_sped	Alpha	1	Y/N	2
SC0845	Youngest Age Range – Enter the youngest age of the children served in the pre-school classroom. B – Birth 3 – 3 year N = Not applicable 1 – 1 year 4 – 4 year 2 – 2 year 5 – 5 year	young_presch	Alpha	1	Table	2
SC0850	Oldest Age Range – Enter the oldest age of the children served in the pre-school classroom. B – Birth 3 – 3 year N = Not applicable 1 – 1 year 4 – 4 year 2 – 2 year 5 – 5 year	old_presch	Alpha	1	Table	2
	Out-of-School Program					
SC0860	Before School – Scheduled academic/tutoring period prior to the beginning of a school day.	before_sch	Alpha	1	Y/N	2
SC0865	After School – Scheduled academic/tutoring period following dismissal of the regular school day.	after_sch_prg	Alpha	1	Y/N	2
SC0870	Weekends – Scheduled academic/tutoring/enrichment time on Saturday or Sunday.	wk_end_prg	Alpha	1	Y/N	2
SC0875	Summer Program – Scheduled academic/tutoring time following or prior to the academic school year.	sum_sch_prg	Alpha	1	Y/N	2
	Safe Schools – Safe schools are those where students, staff members and visitors feel safe and welcome and have the opportunity to learn, teach, work and engage in activities without being threatened, intimidated, bullied, harassed, or made the victim of crime.					
SC0880	Safe Schools – Has the school had a federal or state gun-free school violation as stated in the U.S. C. Federal Gun Free School Act (18 USC 922 (q) and/or Arkansas Criminal Code Annotated State Gun Free School Act (Ark. Code Ann. 6-21-608) or has the school had at least one criminal offense or one violent criminal offense on school property this year as stated in (Cited Codes* for violent criminal offense means homicide (Ark. Code Ann. § 5-10-101 et seq), rape (Ark. Code Ann. § 5-14-101 et. seq.), robbery (Ark. Code Ann. § 5-12-101 et. seq.) and/or aggravated assault (Ark. Code Ann. § 5-13-201-203 et. seq.)	safe_sch	Alpha	1	Y/N	7

DATABASE SCHEMA

SC
school

ID	Element	Name	Type	Size	Values	Cycle
	Defibrillator – Act 496 of 2009 requires each school campus to have an automated external defibrillator and appropriate school personnel be adequately trained on or before May 31, 2011 and after this date these personnel be adequately t on an ongoing basis.					
SC0890	Defibrillator – The number of times the defibrillator was used during the regular school day.	during_day	Num	2	##	5
SC0895	Defibrillator – The number of times the defibrillator was used outside of regular school day.	outside_day	Num	2	##	5
SC0900	Defibrillator – The number of times the defibrillator was used for students.	stud_defib	Num	2	##	5
SC0910	Defibrillator – The number of times the defibrillator was used for faculty.	staff_difib	Num	2	##	5
SC0915	Contact Person Position Title – The position and/or title of the person responsible for overseeing the use of the defibrillator	contac_title	Alpha	15		5
SC0920	First Name	contac_fname	Alpha	20		5
SC0925	Middle Name –	contac_mname	Alpha	15		5
SC0930	Last Name –	contac_lname	Alpha	25		5
SC0935	Contact Suffix – The formal name extension period if applicable. (Jr., III)	contac_suffix	Alpha	3		5
SC0940	Trained Faculty – The number faculty members trained to use the defibrillator.	num_train	Num	2	##	5
SC0945	Defibrillator Fund – Was the defibrillator purchased with Tobacco Excise Tax fund?	defib_fund	Alpha	1	Y/N	5

DATABASE SCHEMA

ID	Element	Name	Type	Size	spcedearlychild	
					Values	Cycles
	Key					
SZ0010	Fiscal Year – The fiscal year that this reporting represents: For the 2013/2014 reporting year fy must be = 24	fy	Num	2	Table	4,7
SZ0020	Cycle – The reporting cycle for which the data is submitted: 4 = December 15 th 7 = June 15 th	cycle	Num	2	Table	4,7
SZ0030	LEA, District/Coop – Local Education Agency, the unique seven-digit number assigned by the ADE to identify individual county, district, and cooperative. The first two digits represent the county, the second two digits represent the district, and the last three digits represent the individual school, for example: 6001000 60 = Pulaski County 01 = Little Rock School District 000 = N/A (zeroes for district)	lea	Alpha	7	Appendix B,D	4,7
SZ0040	SSN, Student – The nine-digit Social Security number of the student. If a student's SSN cannot be obtained, then the ADE assigned number as required by Arkansas Code Ann. 6-18-208 should be used. This number should remain the same throughout the student's school career.	ssn	Alpha	9		4,7
	Early Childhood Student Name – Special Education services provided to children with disabilities ages 3 through 5.					
SZ0050	First Name – The student's first name. (early childhood only)	fname	Alpha	20		4,7
SZ0060	Middle Name – The student's middle name. (early childhood only)	mname	Alpha	15		4,7
SZ0070	Last Name – The student's last name. (early childhood only)	lname	Alpha	25		4,7
	General Early Childhood Student Information					
SZ0082	Race – The general racial or ethnic heritage with which the individual most identifies from the following codes: YNNNNN = Hispanic NYNNNN = Native American/Alaskan Native NNYNNN = Asian NNNYNN = Black/African American NNNNYN = Native Hawaiian/Pacific Islander NNNNNY = White Y in more than one combination will be considered 2 or more races.	race_ethnic	Alpha	6	NNNNNN	4,7
SZ0083	Federal Race Category – The categories used for reporting race to the US Department of Education. 1 = Hispanic 2 = American Indian/Alaskan Native 3 = Asian 4 = Black (non-Hispanic) 5 = Hawaiian/Pacific Islander 6 = White (non-Hispanic) 7 = Two or more races	fedrace_ind	Alpha	1	Table	4,7
SZ0090	Gender – The sexual classification of the student. M = Male F = Female	gender	Alpha	1	Table	4,7
SZ0100	Date, Birth – The student's date of birth. (Must be a valid date prior to 12/01/2010)	birth_date	Date	8	MMDDY YYY	4,7
SZ0101	Temporary Student – Indicates if student is being temporarily placed in the Special Education program until the student is determined eligible or the evaluation is completed.	temp_student	Alpha	1	Y/N	4
SZ0105	LEA, District of Residence – The seven-digit number of residency. (Child Count Report – December 1 – Early Childhood)	resid_lea	Alpha	7	Appendix B	4,7

DATABASE SCHEMA

ID	Element	Name	Type	Size	spcedearlychild	
					Values	Cycles
	General Early Childhood Student Information					
SZ0120	Primary Disability – The code designating the student’s primary disability. (Child Count – December 1- Early Childhood) Use one of the following codes: <i>HI – Hearing Impaired</i> <i>SI – Speech/Language Impairments</i> <i>VI – Visual Impairments</i> <i>OI – Orthopedic Impairments</i> <i>OHI – Other Health Impairments</i> <i>DB – Deaf-Blindness</i> <i>MD – Multiple Disabilities</i> <i>AU – Autism</i> <i>TBI – Traumatic Brain Injury</i> <i>PS – Preschool Disabled (Non-categorical)</i>	prds_cd	Alpha	3	Table	4,7
SZ0131	Educational Environment – The educational environment as proposed and defined under federal guidelines. (Child Count – December 1 – Early Childhood) <i>A1 – Regular Early Childhood (EC) program 10 + hours a week with majority of SpEd services in EC program</i> <i>A2 – Regular Early Childhood (EC) program 10 + hours a week with majority of SpEd services in other location</i> <i>B1 – Regular Early Childhood (EC) program <10 hours a week with majority of SpEd services in EC program</i> <i>B2 – Regular Early Childhood (EC) program <10 hours a week with majority of SpEd services in other location</i> <i>SP – Separate Class – 50% Non-Disabled</i> <i>RS – Residential</i> <i>SS – Separate School</i> <i>IO – Itinerant Service Outside the Home</i> <i>HM – Home</i>	fedenv_cd	Alpha	2	Table	4,7
SZ0135	Program Type (Required) – Enter the type of program providing services to the student. Press Ctrl T to select an available code from the table. Highlight the code you wish to use and Press Ctrl G to insert the information in the field. <i>A = ABC</i> <i>H = Head Start</i> <i>HI = HIPPY</i> <i>P = Licensed Preschool</i> <i>DC – Licensed Family Day Care Home</i> <i>O = Other (i.e., Itinerant/home)</i>	pgmtyp	Alpha	3		4,7
SZ0140	Status, English Language Learner (ELL) – Does the student have a language background other than English, and his or her proficiency in English is such that the probability of the student’s academic success in an English-only classroom is below that of native English language students.	ell	Alpha	1		4,7
SZ0145	Entry Date – The date the student entered your Special Education Early Childhood program .	entry_date	Date	8	MMDD YYYY	4,7

DATABASE SCHEMA

ID	Element	Name	Type	Size	spcedearlychild	
					Values	Cycles
	Early Childhood Exiting Information: The status of a special education student, age 3 to kindergarten eligible, who left the special education program during the current fiscal year.					
SZ0150	Kindergarten Conference Date – The date that the last kindergarten conference was held.	trans_kin	Date	8	MMDD YYYY	7
SZ0155	Kindergarten Conference Code – Enter the code that describes the outcome of the kindergarten conference. NS = Transitioned with no service to Kindergarten TK = Transitioned to Kindergarten with Special Education KW = Kindergarten Waiver Re-Evaluation required	trans_code	Alpha	2	Table	7
SZ0156	Conference LEA – The district LEA number with whom the early childhood program held the kindergarten conference.	trans_lea	Alpha	4	Table	7
SZ0160	Exit Status – Indicate the reason why a student is no longer receiving special education early childhood services. KE = Kindergarten Eligible NS = No longer requires Services PR - Parent Refused Services NP = Not Placed US = Unknown Status DI = Deceased MA – Reached Maximum Age MK = Moved known to be continuing with EC Special Ed Services	exit_status	Alpha	2	Table	7
SZ0165	Exit Date – Indicate the date the student exited the special education early childhood services program.	exit_date	Date	8	MMDD YYYY	7
	Early Childhood Outcomes: The functional level of the student for each outcome upon entry to special and exit from special education (exit code =KE or NS).					
SZ0179	Entry Assessment Date – The date which the entry functional assessment scores were determined.	assess_date	Date	8	MMDD YYYY	7
SZ0180	Entry Social Emotional Functional Score – The functional level determined by group consensus within 30 days of entry based on the Early Childhood Outcome Summary Form's 7-point scale.	assess_socialem	Alpha	1		7
SZ0181	Entry Knowledge/Skills Functional Score – The functional level determined by group consensus within 30 days of entry based on the Early Childhood Outcome Summary Form's 7-point scale.	entry_knowskills	Alpha	1		7
SZ0182	Entry Self Help Functional Score – The functional level determined by group consensus within 30 days of entry based on the Early Childhood Outcome Summary Form's 7-point scale	entry_selfhelp	Alpha	1		7
SZ0183	Exit Assessment Date – The date which the entry functional assessment scores were determined.	exitassess_date	Date	8	MMDD YYYY	7
SZ0184	Exit Social Emotional Functional Score – The functional level determined by the group consensus upon exiting special education services based on the Early Childhood Outcome Summary Form's 7-point scale.	exas_socialem	Alpha	1		7
SZ0185	Exit Knowledge/Skills Functional Score – The functional level determined by the group consensus upon exiting special education services based on the Early Childhood Outcome Summary Form's 7-point scale.	exas_knowskills	Alpha	1		7

DATABASE SCHEMA

ID	Element	Name	Type	Size	spcedearlychild	
					Values	Cycles
SZ0186	Exit Self Help Functional Score – <i>The functional level determined by the group consensus upon exiting special education services based on the Early Childhood Outcome Summary Form's 7-point scale.</i>	exas_selfhelp	Alpha	1		7
SZ0187	Social Emotional Improvement – <i>Indicate if the child's functional level has improved from entry to exit.</i>	exas_socialem_imp	Alpha	1	Y/N	7
SZ0188	Knowledge/Skills Improvement – <i>Indicate if the child's functional level has improved from entry to exit.</i>	exas_knowskills_imp	Alpha	1	Y/N	7
SZ0189	Self Help Improvement – <i>Indicate if the child's functional level has improved from entry to exit.</i>	exas_selfhelp_imp	Alpha	1	Y/N	7

DATABASE SCHEMA

ID	Element	Name	Type	Size	Values	Cycles
	Key					
EI0010	Fiscal Year – The fiscal year that this reporting represents: For the 2013/2014 reporting year fy must be = 24	fy	Num	2	Table	7
EI0020	Cycle – The reporting cycle for which the data is submitted: 7 = June 15 th	cycle	Num	2	Table	7
EI0030	LEA, District/Coop – Local Education Agency, the unique seven-digit number assigned by the ADE to identify individual county, district, and cooperative. The first two digits represent the county, the second two digits represent the district, and the last three digits represent the individual school, for example: 6001000 60 = Pulaski County 01 = Little Rock School District 000 = N/A (zeroes for district)	lea	Alpha	7	Appendix B,D	7
EI0040	SSN – The nine-digit Social Security number of the student. If a student's SSN cannot be obtained, then the ADE assigned number as required by Arkansas Code Ann. 6-18-208 should be used. This number should remain the same throughout the student's school career.	ssn	Alpha	9		7
	Special Education Early Intervening Services (School Age Only) – Services provided to “students in kindergarten through grade 12...who have not been identified as needing special education or related services but need additional academic and behavioral supports to succeed in a general education environment” IDEA, Sec. 612, (f) (1).					
EI0041	First Name – The student's first name.	fname	Alpha	20		7
EI0042	Middle Name – The student's middle name.	mname	Alpha	15		7
EI0043	Last Name – The student's last name.	lname	Alpha	25		7
EI0044	State Unique Identifier – The unique 10-digit Triand identifier generated for the student by the state.	uniq_stu_id	Alpha	10	##### ##	7
EI0045	Date, Birth – The student's date of birth.	birth_date	Date	8	MMDDYY YYY	7
EI0050	Race/Ethnic – The general racial or ethnic heritage with which the individual most identifies from the following codes: YNNNNN = Hispanic NYNNNN = Native American/Alaskan Native NNYNNN = Asian NNNYNN = Black/African American NNNNYN = Native Hawaiian/Pacific Islander NNNNNY = White Y in more than one combination will be considered 2 or more races.	race_ethnic	Alpha	6	NNNNNN	7
EI0051	Federal Race Category – The categories used for reporting race to the US Department of Education. 1 = Hispanic 2 = American Indian/Alaskan Native 3 = Asian 4 = Black (non-Hispanic) 5 = Hawaiian/Pacific Islander 6 = White (non-Hispanic) 7 = Two or more races	fedrace_ind	Alpha	1	Table	7
EI0060	Gender – The sexual classification of the student. M = Male F = Female	gender	Alpha	1	Table	7

DATABASE SCHEMA

spcederlyinterv1

ID	Element	Name	Type	Size	Values	Cycles
EI0065	Grade Level – <i>The grade level in which the student is currently enrolled:</i> K = Kindergarten 08 = 8 th Grade 01 = 1 st Grade 09 = 9 th Grade 02 = 2 nd Grade 10 = 10 th Grade 03 = 3 rd Grade 11 = 11 th Grade 04 = 4 th Grade 12 = 12 th Grade 05 = 5 th Grade EE = Non-Graded Elementary 06 = 6 th Grade SM = Non-Graded Middle/Jr. 07 = 7 th Grade SS = Non-Graded Secondary	grade_level	Alpha	2	Table	
EI0070	Status, English Language Learner (ELL) – <i>Student has a language background other than English, and his or her proficiency in English is such that the probability of the student's academic success in an English-only classroom is below that of native English language students.</i>	ell	Alpha	1		7
EI0080	Resident LEA – <i>Indicate the LEA number of the district where the student resides. (Required for all students).</i>	res_lea	Alpha	7	#####	7
EI0090	Entry Date – <i>Indicate the date the student entered Special Education Early Intervening Services Program.</i>	entry_date	Date	8	MMDD YYYY	7
EI0100	Withdrawal Date – <i>Indicate the date on which Intervening Services ended.</i>	withd_date	Date	8	MMDD YYYY	7
EI0110	Withdrawal/Exit Code – <i>Indicate the reason the student withdrew or exited Early Intervening Services.</i> <i>SN = Services no longer needed</i> <i>SP = Placed into Special Education</i> <i>MD = Moved</i> <i>DO = Dropped out of school</i> <i>DP = Services discontinued at parent's request</i> <i>GR = Graduated</i> <i>RP = Reached Program Eligibility</i> <i>DI = Died</i>	exit_code	Alpha	2	Table	7

DATABASE SCHEMA

spcederlyinter2

ID	Element	Name	Type	Size	Values	Cycles
	Key					
ER0010	Fiscal Year – The fiscal year that this reporting represents: For the 2013/2014 reporting year fy must be = 24	fy	Num	2	Table	7
ER0020	Cycle – The reporting cycle for which the data is submitted: 7 = June 15 th	cycle	Num	2	Table	7
ER0030	LEA, District/Coop – Local Education Agency, the unique seven-digit number assigned by the ADE to identify individual county, district, and cooperative. The first two digits represent the county, the second two digits represent the district, and the last three digits represent the individual school, for example: 6001000 60 = Pulaski County 01 = Little Rock School District 000 = N/A (zeroes for district)	lea	Alpha	7	Appendix B,D	7
ER0040	SSN, Student – The nine-digit Social Security number of the student. If a student's SSN cannot be obtained, then the ADE assigned number as required by Arkansas Code Ann. 6-18-208 should be used. This number should remain the same throughout the student's school career.	ssn	Alpha	9		7
	Special Education Early Intervening Services (School Age Only) – Services provided to “students in kindergarten through grade 12...who have not been identified as needing special education or related services but need additional academic and behavioral supports to succeed in a general education environment” IDEA, Sec. 612, (f) (1).					
ER0044	State Unique Identifier – The unique 10-digit Triand identifier generated for the student by the state.	uniq_stu_id	Alpha	10	#####	7
ER0050	Type of Early Intervening Services – Indicate the type of Early Intervening Services the student is receiving and the date the service began and/or ended. SB – School Based Mental Health AT – Adaptive Technology LI – Literacy Instruction MI – Math Instruction SI – Science Instruction AS – Adaptive Software BE – Behavioral Evaluation OS – Other Services CB – Counseling/Behavioral Intervention LS – Language Skills RH – Section 504 of Rehab Act	type_serv	Alpha	2	Table	7
ER0055	Other Services – If other (OS), enter the name of the service being provided.	oth_servs	Alpha	30		7
ER0060	Begin Date of Service – Date on which the Early Intervening Service began.	begin_date	Date	8	MMDD YYYY	7
ER0065	End Date of Service – Date on which the Early Intervening Service ended.	end_date	Date	8	MMDD YYYY	7

STATEWIDE INFORMATION SYSTEM 2013/2014

ID	Element	Name	Type	Size	Values	SX spcedemployee Cycle
	Key					
SX0010	Fiscal Year – The fiscal year that this reporting cycle represents: For the 2013/2014 reporting year fy must be = 24	fy	Num	2	Table	4
SX0020	Cycle – The reporting cycle for which the data is submitted: 2 = October 15 th 4 = December 15 th	cycle	Num	2	Table	4
SX0030	LEA, District/Coop – Local Education Agency, the unique seven-digit number assigned by the ADE to identify individual county, district, and cooperative. The first two digits represent the county, the second two digits represent the district, and the last three digits represent the individual school, for example: 6001000 60 = Pulaski County 01 = Little Rock School District 000 = N/A (zeroes for district)	lea	Alpha	7	Appendix B,D	4
SX0040	SSN, Staff – The nine-digit Social Security number of the staff member being identified.	ssn	Alpha	9		4
SX0060	Title Code – Service Provider – The qualifying job description of the special education provider (including teachers). Teacher: The selection is to be based on teacher assignment as well as Section 17.00 and Section 30.00 of the Special Education Program Standards.	svpr_cd	Num	2	Table	4
	Related Service Providers					
	03 – Early Childhood Teacher (EC Only)	04 – Occupational Therapist				
	20 – Speech Therapy (SA and/or EC)	05 – Physical Therapist				
	50 – Self-Contained 1:6 Teacher (SA Only)	06 – PE Adaptive Teacher				
	51 – Self-Contained 1:10 Teacher (SA Only)	07 – Recreational Therapist				
	52 – Self-Contained 1:15 Teacher (SA Only)	08 – Psychological Examiner				
	53 – Resource Room Teacher (SA Only)	09 – Educational Examiner				
	54 – Itinerant Instructor Teacher (SA and/or EC)	10 – Psychologist				
	55 – Consulting Teacher (SA Only)	11 – Medical/Nursing Staff				
	56 – Hospital/Homebound Teacher (SA Only)	12 – Audiologist				
	57 – Co-Teaching Teacher (SA Only)	14 – School Social Worker				
	58 – Indirect Teacher (SA Only)	17 – Counselor				
	59 – Integrated Classroom Model Teacher (SA Only)	18 – Orientation and Mobility Services				
	Paraprofessional	19 – Educational Interpreter (Deaf)				
	13 – Classroom Instructional Aide/Paraprofessional	24 – School Psychologist				
	Other Providers					
	01 – Special Education Supervisor (LEA Supervisor/EC Coordinator ONLY)	21 – Speech Language Assistant/Aide				
	02 - Other Special Education Administrators (non-clerical)	22- Occupational Therapy Assistant/Aide				
	15 – Voc.Ed .Teacher – Job Coach	23- Physical Therapy Assistant/Aide				
	16 - Work Study Coordinator/CCE/Secondary Transition	25 – Other: See Data Dictionary				

STATEWIDE INFORMATION SYSTEM 2013/2014

ID	Element	Name	Type	Size	Values	SX spcedemployee Cycle
SX0070	Other Description – <i>The description for other providers.</i>	other_desc	Alpha	25		4
SX0090	Grade Levels – <i>Indicate the grade level the teacher is assigned.</i> E = Elementary PS = Early Childhood JE = Junior High and Elementary MS = Middle School ME = Middle and Elementary JS = Junior and Senior High JM = Junior High and Middle School JH = Junior High SE = Senior High and Elementary SH = Senior High SM = Senior High and Middle School ALL = Elementary through Senior High	sped_grd	Alpha	3	Table	4
SX0194	Building Code – <i>The building code, which the school age teacher (03,20, 50, 52,53, 54, 55, 56, 57 and 58) is assigned. Early Childhood should use the district code (000).</i>	bldg_code	Num	3	###	4
	Special Education Employee Name					
SX0195	First	fname	Alpha	20		4
SX0196	Middle	mname	Alpha	15		4
SX0197	Last	lname	Alpha	25		4
	Special Education Teacher/Service Provider Information – <i>Personnel who have met SEA-approved or SEA-recognized certification, licensing, registration or other comparable requirements that apply to the area in which the individuals are providing special education or related services.</i>					
SX0199	Certification Status/Teacher/Service Provider – <i>The certification status of the special education teacher/service provider. This is personnel who have met SEA-approved or SEA-recognized certification, licensing, registration or other comparable requirements that apply to the area in which the individuals are providing special education or related services. See Data Dictionary for full descriptions.</i> A – 1 st Year Teacher SPED, Not Fully Certified B – 2 nd Year Teaching SPED, Not Fully Certified C – 3 rd Year Teaching SPED, Not Fully Certified (includes ALP) D – Fully Certified SPED, appropriate licensure E – Non-teacher - certified F – Private provider - certified G – Non-Teacher - not certified H – Private provider - not certified I – Other Certification Status. Anyone identified with this code is considered not fully certified.	tecert_cd	Alpha	1	Table	4
SX0200	Classroom Aide – <i>Indicate if the teacher (title code for teacher 03, 06, 15, 20, 50, 5 52, 53, 54, 55, 56, 57, 58) has an aide assigned to him/her. A Speech Pathologist with a Speech Language Assistant/Aide (SLA) selects SP or SF codes. Only title code 20 should use SP or SF.</i> P=Part-time F=Full-time SP = Part-time SLA SF = Full-time SLA NA=Not Applicable	sped_aide	Alpha	2	Table	4

ID	Element	Database Schema	Name	Type	Size	Values	SX Cycle																																																																																															
SX0210	<p>Provider FTE – Provider Full-Time Equivalency(FTE) of individuals providing special education services in decimal format. Do Not enter the actual number of instructional hours. List the appropriate FTE of each person based on a 40-hour workweek (i.e., 1.0, .5). An individual providing 9 hours of services would use an FTE of 0.22. If an employee is considered full-time, but does not work 40 hours, indicate them as full-time. For example, if a teacher works 36 hours a week and is considered full-time, indicate the teacher's FTE as 1.00.</p> <table border="1"> <thead> <tr> <th>Hour</th> <th>FTE</th> <th>Hour</th> <th>FTE</th> <th>Hour</th> <th>FTE</th> <th>Hour</th> <th>FTE</th> </tr> </thead> <tbody> <tr><td>0.5</td><td>0.01</td><td></td><td></td><td></td><td></td><td></td><td></td></tr> <tr><td>1</td><td>0.02</td><td>11</td><td>0.27</td><td>21</td><td>0.52</td><td>31</td><td>0.77</td></tr> <tr><td>2</td><td>0.05</td><td>12</td><td>0.30</td><td>22</td><td>0.55</td><td>32</td><td>0.80</td></tr> <tr><td>3</td><td>0.07</td><td>13</td><td>0.32</td><td>23</td><td>0.57</td><td>33</td><td>0.82</td></tr> <tr><td>4</td><td>0.10</td><td>14</td><td>0.35</td><td>24</td><td>0.60</td><td>34</td><td>0.85</td></tr> <tr><td>5</td><td>0.12</td><td>15</td><td>0.37</td><td>25</td><td>0.62</td><td>35</td><td>0.87</td></tr> <tr><td>6</td><td>0.15</td><td>16</td><td>0.40</td><td>26</td><td>0.65</td><td>36</td><td>0.90</td></tr> <tr><td>7</td><td>0.17</td><td>17</td><td>0.42</td><td>27</td><td>0.67</td><td>37</td><td>0.92</td></tr> <tr><td>8</td><td>0.20</td><td>18</td><td>0.45</td><td>28</td><td>0.70</td><td>38</td><td>0.95</td></tr> <tr><td>9</td><td>0.22</td><td>19</td><td>0.47</td><td>29</td><td>0.72</td><td>39</td><td>0.97</td></tr> <tr><td>10</td><td>0.25</td><td>20</td><td>0.50</td><td>30</td><td>0.75</td><td>40</td><td>1.00</td></tr> </tbody> </table>	Hour	FTE	Hour	FTE	Hour	FTE	Hour	FTE	0.5	0.01							1	0.02	11	0.27	21	0.52	31	0.77	2	0.05	12	0.30	22	0.55	32	0.80	3	0.07	13	0.32	23	0.57	33	0.82	4	0.10	14	0.35	24	0.60	34	0.85	5	0.12	15	0.37	25	0.62	35	0.87	6	0.15	16	0.40	26	0.65	36	0.90	7	0.17	17	0.42	27	0.67	37	0.92	8	0.20	18	0.45	28	0.70	38	0.95	9	0.22	19	0.47	29	0.72	39	0.97	10	0.25	20	0.50	30	0.75	40	1.00	inst_hrs	Dec	3,2	###	4
Hour	FTE	Hour	FTE	Hour	FTE	Hour	FTE																																																																																															
0.5	0.01																																																																																																					
1	0.02	11	0.27	21	0.52	31	0.77																																																																																															
2	0.05	12	0.30	22	0.55	32	0.80																																																																																															
3	0.07	13	0.32	23	0.57	33	0.82																																																																																															
4	0.10	14	0.35	24	0.60	34	0.85																																																																																															
5	0.12	15	0.37	25	0.62	35	0.87																																																																																															
6	0.15	16	0.40	26	0.65	36	0.90																																																																																															
7	0.17	17	0.42	27	0.67	37	0.92																																																																																															
8	0.20	18	0.45	28	0.70	38	0.95																																																																																															
9	0.22	19	0.47	29	0.72	39	0.97																																																																																															
10	0.25	20	0.50	30	0.75	40	1.00																																																																																															
SX0340	<p>Licensure Number/Teacher Endorsement Code – Indicate the appropriate licensure endorsement or certification number for the teacher or provider. This applies to special education teacher licensure endorsement codes for title codes (03, 20, 50, 51 52, 53, 54, 55, 56, 57, and 58) and related service providers. For example: 230.231.002.168.001 or OT235.</p>	lic_end	Alpha	50		4																																																																																																

DATABASE SCHEMA

RF
spcedrefrac

ID	Element	Name	Type	Size	Values	Cycles
	Key					
RF0010	Fiscal Year – The fiscal year that this reporting represents: For the 2013/2014 reporting year fy must be = 24	fy	Num	2	Table	7
RF0020	Cycle – The reporting cycle for which the data is submitted: 7 = June 15 th	cycle	Num	2	Table	7
RF0030	LEA, District/Coop – Local Education Agency, the unique seven-digit number assigned by the ADE to identify individual county, district,, and cooperative. The first two digits represent the county, the second two digits represent the district, and the last three digits represent the individual school, for example: 6001000 60 = Pulaski County 01 = Little Rock School District 000 = N/A (zeroes for district)	lea	Alpha	7	Appendix B,D	7
RF0040	ID/SSN – The nine-digit Social Security number of the student. If a student's SSN cannot be obtained, then the ADE assigned number as required by Arkansas Code Ann. 6-18-208 should be used. This number should remain the same throughout the student's school career.	ssn	Alpha	9		7
	Special Education Referral Tracking Screen (Early Childhood and School Age) – Students who have been referred to special education for evaluation, ages 3-21.					
RF0041	First Name – The student's legal first name, as printed on the student's birth certificate, social security card, or other legally binding documentation.	fname	Alpha	25		7
RF0042	Middle Name – The student's legal middle name, as printed on the student's birth certificate, social security card, or other legally binding documentation.	mname	Alpha	15		7
RF0043	Last Name – The student's legal last name, as printed on the student's birth certificate, social security card, or other legally binding documentation..	lname	Alpha	20		7
RF0045	Date, Birth – The student's date of birth. *Please make sure that the student's birth date is accurate.	birth_date	Date	8	MMDDYY YYY	7
RF0082	Race/Ethnic Race – The general racial or ethnic heritage with which the individual most identifies from the following codes: YNNNNN = Hispanic NYNNNN = Native American/Alaskan Native NNYNNN = Asian NNNYNN = Black/African American NNNNYN = Native Hawaiian/Pacific Islander NNNNNY = White Y in more than one combination will be considered 2 or more races.	race_ethnic	Alpha	6	NNNNNN	7
RF0083	Federal Race Category – The categories used for reporting race to the US Department of Education. 1 = Hispanic 2 = American Indian/Alaskan Native 3 = Asian 4 = Black (non-Hispanic) 5 = Hawaiian/Pacific Islander 6 = White (non-Hispanic) 7 = Two or more races	Fedrace_ind	Alpha	1	Table	7
RF0090	Gender – The sexual classification of the student. M = Male F = Female	gender	Alpha	1	Table	7

DATABASE SCHEMA

RF
spcedrefrac

ID	Element	Name	Type	Size	Values	Cycles
RF0095	Grade Level – <i>The grade level in which the student is currently enrolled:</i> P = Pre-School 08 = 8 th Grade K = Kindergarten 09 = 9 th Grade 01 = 1 st Grade 10 = 10 th Grade 02 = 2 nd Grade 11 = 11 th Grade 03 = 3 rd Grade 12 = 12 th Grade 04 = 4 th Grade EE = Non-Graded Elementary 05 = 5 th Grade SM = Non-Graded Middle/Jr. 06 = 6 th Grade SS = Non-Graded Secondary 07 = 7 th Grade	grade_level	Alpha	2	Table	7
RF0100	Status, English Language Learner (ELL) – <i>Student has a language background other than English, and his or her proficiency in English is such that the probability of the student's academic success in an English-only classroom is below that of native English language students.</i>	ell	Alpha	1		7
RF0105	Resident LEA – <i>Indicate the resident LEA of the student being referred to special education.</i>	res_lea	Alpha	7	#####	7
RF0110	Private School Student – <i>Is the student in private school not placed or referred by public agencies?</i> Y = Yes, the student being referred was parentally placed in a private school and not placed or referred to the private school by public agencies. N = No	priv_stud	Alpha	1	Y/N	7
RF0114	Name of Private School – <i>Provide the name of the private school the student is attending</i>	priv_schname	Alpha	30		7
RF0015	Building Code – The building code, which the student is assigned...Early Childhood programs should use 000.	bld_code	Alpha	3		7
RF0116	Part C to Part B Transition – <i>Is the student being transitioned from a "Part C" IDEA program to a "Part B" Early Childhood Program?</i> Y = Yes, the student is being transitioned from a "Part C" IDEA program to a "Part B" Early Childhood Program. N = No	trans_partc	Alpha	1	Y/N	7
RF0117	Part C & B Concurrent – <i>Ref_c: Part C received referral less than 90 days from the 3rd birthday.</i>	ref_c	Alpha	1	Y/N	7
RF0120	Referral Date – <i>The date that the referral was received.</i>	ref_date	Date	8	MMDD YYYY	7
RF0121	Parent Consent to Evaluate Date – <i>Date that the parent/guardian consented to evaluation.</i>	par_eval_date	Date	8	MMDD YYYY	7
RF0125	Evaluation Date – <i>The date that the evaluation process was complete.</i>	eval_date	Date	8	MMDD YYYY	7

DATABASE SCHEMA

RF
spcedrefrac

ID	Element	Name	Type	Size	Values	Cycles
RF0126	Reason Evaluation exceeded 60 day timeline IL = Child or Family illness/death delayed evaluations TR = Transferred from another program during the due process EV = Evaluations not completed in accordance with timelines FM = Family moved making the child unavailable EC = Family cancelled evaluation date(s) requiring it to be rescheduled PW = Parent withdrew consent PR = Parent refused initial consent to evaluate OT = Other AT = Additional Testing Required HV = Failed Hearing/Vision Screening	eval_reason	Alpha	2	Table	7
RF0127	Evaluation Other Reason – <i>If other (OT), enter the name of the service being provided.</i>	eval_other	Alpha	30		7
RF0128	Eligibility Determination Date (EDD) – <i>The date which eligibility was determined.</i>	edd_date	Date	8	MMDD YYYY	7
RF0129	Reason EDD exceeds 30 days' timeline IL = Child or Family illness/death delayed evaluations TR = Transferred from another program during the due process EV = Evaluations not completed in accordance with timelines FM = Family moved making the child unavailable FC = Family cancelled ED Conference(s) requiring it to be rescheduled PW = Parent withdrew consent OT = Other	edd_90_cd	Alpha	2	Table	7
RF0130	EDD Other Reason - <i>If other (OT), enter the name of the service being provided.</i>	edd_other90	Alpha	30		7
RF0131	Reason EDD exceeded 3rd Birthday (Early Childhood only) PR = Parent refused initial consent IL = Child/Family illness delayed due process TR = Transferred from another program during the due process EV = Evaluation not completed in accordance with timelines PC = "Part C" failed to refer child for transition within timelines OT = Other	edd_ecbirthd	Alpha	2	Table	7
RF0132	3rd EDD Other Reason (Early Childhood only)	edd_other3	Alpha	30		7
RF0133	Served by Temporary IEP (Part C to B only) – <i>Indicate if a child transitioning from Part C to B special education services, who did not have an EDD determined by their 3rd birthday, was served on their 3rd birthday with a temporary IEP.</i>	3temp_iep	Alpha	1	Y/N	7
RF0134	Special Education Placement – <i>Indicate if the student was determined eligible for special education services.</i> Y = Yes, the student was determined eligible for special education services and was placed. N = No	sped_plac	Alpha	1	Y/N	7

DATABASE SCHEMA

RF
spcedreftrac

ID	Element	Name	Type	Size	Values	Cycles
RF0135	<p>Early Intervening Services – <i>Early Intervening Services provided to “students in kindergarten through grade 12...who have not been identified as needing special education or related services but need additional academic and behavioral supports to succeed in a general education environment” IDEA, Sec.612, (f)(1).</i></p> <p>Y = Yes, the student was placed into early intervening services in accordance with Arkansas Department of Education (ADE) guidelines (services are paid for by the 15% set-aside for early intervening services in accordance with IDEA, Section 612).</p> <p>N = No</p>	early_interv	Alpha	1	Y/N	7
RF0140	<p>Parent Consent to Place in Special Education Date – <i>Date that the parent/guardian consented to placement in special education.</i></p>	cons_sped	Date	8	MMDD YYYY	7
RF0145	<p>Referral Process Complete – <i>The referral due process for this student is complete.</i></p> <p>Y = Yes, the referral due process for this student is complete.</p> <p>N = No</p>	ref_comp	Alpha	1	Y/N	7
RF0150	<p>Reason for Completion</p> <p>SP = Placed into special education NE = Not eligible for special education EI = Placed into early intervening services FM = Family moved making the child unavailable TR = Transferred to another program during the due process RS = Parent refused services ED = Child died OT = Other NT = Team decided not to test</p>	rfc_reason	Alpha	2	Table	7
RF0155	<p>Completion Other – <i>If other (OT), enter the name of the service being provided.</i></p>	co_servs	Alpha	30		7

STATEWIDE INFORMATION SYSTEM 2013/2014

ID	Element	DATABASE SCHEMA			SY	
		Name	Type	Size	Values	Cycles
	Key					
SY0010	Fiscal Year – The fiscal year that this reporting represents: For the 2013/2014 reporting year fy must be = 24	fy	Num	2	Table	4,7
SY0020	Cycle – The reporting cycle for which the data is submitted: 4 = December 15 th 7 = June 15 th	cycle	Num	2	Table	4,7
SY0030	LEA, District – Local Education Agency, the unique seven-digit number assigned by the ADE to identify individual county, district, schools, cooperatives, and vocational institutions. The first two digits represent the county, the second two digits represent the district, and the last three digits represent the individual school, for example: 6001000 60 = Pulaski County 01 = Little Rock School District 000 = N/A (zeroes for district)	lea	Alpha	7	Appendix B	4,7
SY0040	SSN, Student – The nine-digit Social Security number of the student. If a student's SSN cannot be obtained, then the ADE assigned number as required by Arkansas Code Ann. 6-18-208 should be used. This number should remain the same throughout the student's school career.	ssn	Alpha	9		4,7
	Special Education School Age Student Information – Special Education services provided to children with disabilities ages 6 – 21.					
	Student's Name (Last Name, Middle Name, First Name) – Provide the student full name.					
SY0076	First Name – The student's first name.	fname	Alpha	20		4,7
SY0077	Middle Name – The student's middle name	mname	Alpha	15		4,7
SY0078	Last Name – The student's last name.	lname	Alpha	25		4,7
SY0079	State Unique Identifier – The unique 10-digit Triand identifier generated for the student by the state.	uniq_stu_id	Alpha	10	#####	4,7
SY0082	Race/Ethnic – The general racial or ethnic heritage with which the individual most identifies from the following codes: YNNNNN = Hispanic NYNNNN = Native American/Alaskan Native NNYNNN = Asian NNNYNN = Black/African American NNNNYN = Native Hawaiian/Pacific Islander NNNNNY = White Y in more than one combination will be considered 2 or more races.	race_ethnic	Alpha	6	NNNNNN	4,7
SY0083	Federal Race Category – The categories used for reporting race to the US Department of Education. 1 = Hispanic 2 = American Indian/Alaskan Native 3 = Asian 4 = Black (non-Hispanic) 5 = Hawaiian/Pacific Islander 6 = White (non-Hispanic) 7 = Two or more races	Fedrace_ind	Num	1	Table	4,7
SY0090	Gender – The sexual classification of the student. (Child Count – December 1 – School Age) M = Male F = Female	gender	Alpha	1	Table	4,7
SY0100	Date, Birth – The student's date of birth. (Child Count – December 1 – School Age)	birth_date	Date	8	MMDD YYYY	4,7
SY0101	Temporary Student – Indicates if student is being temporarily placed in the Special Education program until the student is determined eligible or the evaluation is completed.	temp_student	Alpha	1	Y/N	4

ID	Element	DATABASE SCHEMA			spcdschage	
		Name	Type	Size	Values	Cycles
SY0102	<p>Grade Level – The grade level in which the student is currently enrolled:</p> <p><i>K = Kindergarten 08 = 8th Grade</i> <i>01 = 1st Grade 09 = 9th Grade</i> <i>02 = 2nd Grade 10 = 10th Grade</i> <i>03 = 3rd Grade 11 = 11th Grade</i> <i>04 = 4th Grade 12 = 12th Grade</i> <i>05 = 5th Grade EE = Non-Graded Elementary</i> <i>06 = 6th Grade SM = Non-Graded Middle/Jr.</i> <i>07 = 7th Grade SS = Non-Graded Secondary</i></p>	grade	Alpha	2	Table	4,7
SY0105	<p>Assigned Grade Level for a Non-Graded Student. – Any non-graded student (EE, SM, SS) must be assigned a grade level for standardized testing purposes. If the grade level to be assigned is unclear then take the child's age as of September 30th and subtract 5. For example a non-graded student who was 10 years old on September 30th would be in grade 5 for testing purposes.</p> <p>Select the assigned grade level for the non-graded student based on the above criteria.</p> <p><i>K = Kindergarten 07 = 7th Grade</i> <i>01 = 1st Grade 08 = 8th Grade</i> <i>02 = 2nd Grade 09 = 9th Grade</i> <i>03 = 3rd Grade 10 = 10th Grade</i> <i>04 = 4th Grade 11 = 11th Grade</i> <i>05 = 5th Grade 12 = 12th Grade</i> <i>06 = 6th Grade</i></p>	non-graded	Alpha	2	Table	4
SY0106	<p>Alternate Portfolio – Indicate if student's IEP requires them to submit an alternate portfolio for benchmark and end of course assessments. This applies to grades 3-8 for literacy and mathematics; grade 11 for literacy; grade 9 for Mathematics; and grade 10 for science.</p>	alt_port	Alpha	1	Y/N	4
SY0107	<p>Charter School – Indicate if the student is enrolled in a charter school.</p>	charter_sch	Alpha	1	Y/N	4,7
SY0108	<p>Building Code – The building code, which the student is assigned.</p>	bldg_code	Alpha	3	###	4,7
SY0109	<p>Status, English Language Learner (ELL) – Student has a language background other than English, and his or her proficiency in English is such that the probability of the student's academic success in an English-only classroom is below that of native English language students.</p>	ell	Alpha	1	Y/N	4,7
SY0110	<p>School Choice General – Indicate if the student resides in another district, but is enrolled in your district under school choice general.</p>	sch_choice	Alpha	1	Y/N	4
SY0111	<p>School Choice (School Improvement Outside the District) – Indicate if a student resides in another district, but is enrolled in your district under school choice school improvement from outside the district.</p>	schimprv_outdist	Alpha	1	Y/N	4
SY0112	<p>School Choice Resident LEA – Indicate the resident LEA of the student who is enrolled in your district under school choice general or school improvement outside the district.</p>	res_lea	Alpha	7	Appendix B	4

STATEWIDE INFORMATION SYSTEM 2013/2014

ID	Element	DATABASE SCHEMA			SY	
		Name	Type	Size	spcdschage Values	Cycles
SY0115	Primary Disability – <i>The code designating the student’s primary disability. (Child Count – December 1 – School Age) Use one of the following codes:</i> MR – Intellectual Disability HI – Hearing Impaired SI – Speech/Language Impairments VI – Visual Impairments ED – Emotional Disturbance OI – Orthopedic Impairments OHI – Other Health Impairments SLD – Specific Learning Disabilities DB – Deaf-Blindness MD – Multiple Disabilities AU – Autism TBI – Traumatic Brain Injury	prds_cd	Alpha	3	Table	4,7
SY0120	Educational Placement – Ages 6-21 – <i>The primary educational placement as defined under federal guidelines. (Child Count – December 1 – School Age) The placement codes are as follows:</i> CF – Correctional Facilities DB – Public Day School DI – Private Day School HH – Hospital/Homebound PP – Parentally Placed in Private Schools RB – Public Residential RG – Regular Class with Special Ed (up to 21%) RI – Private Residential RR – Resource Room (21% to 60% SPED) SC – Special Class/Self-Contained (60% or more SPED)	fedpl_cd	Alpha	2	Table	4,7
SY0140	Private Provider – <i>The name of the private provider for the educational placement codes of DI,DB,RB,RI,HH,CF,PP. (Child Count – December 1 – School Age)</i>	priv_pro	Alpha	30		4
SY0165	Private School Residents – <i>The LEA number of the district where the private school student resides.</i>	resid_lea	Alpha	7	Appendix B	4
SY0166	Private Provider Residents – <i>The LEA number of the sending district from which the student came.</i>	privprov_lea	Alpha	7	Appendix B	4
SY0180	Students age 16 –21 are required under the Individuals with Disabilities Education Act, as amended 2004, to have a secondary transition plan with in the IEP addressing their course work and postsecondary goals implemented by their 16th birthday and each year thereafter.	Stp_date	Date			
	EXIT INFORMATION – <i>The status of a special education student, age 14-2 who left the special education program during the current school year according to the categories defined under the Individuals with Disabilities Education Act Amendments of 1997.</i>					
SY0190	Exit Status – <i>Indicate if the student, age 14-21 left the special education program during the current school year. (Exiting Report – June 15 – School Age) The exiting categories are as follows:</i> DI – Died DO – Dropped Out GC – Graduated – Certificate GD – Graduated – Diploma MA – Reached Maximum Age MK – Moved, Known Continuing RC – Returned-Regular Class	sped_exit	Alpha	2	Table	7

STATEWIDE INFORMATION SYSTEM 2013/2014

		DATABASE SCHEMA			SY	
ID	Element	Name	Type	Size	spcdschage Values	Cycles
SY0200	Educational Placement-Previous Year – <i>The student's educational placement under federal guidelines for the previous school year.</i> <i>(Exiting Report – June 15 – School Age)</i> RG – Regular Class with Special Ed RN – Regular Class with No Special Ed RR – Resource Room SC – Special Class DI – Private Day School DB – Public Day School RI – Private Residential RB – Public Residential HH – Hospital/Homebound CF – Correction Facility PP – Parent Placed	fedpl_pryr	Alpha	2	Table	7
SY0225	Exit Date – <i>Enter the date in which the student left the special education program.</i>	exit_date	Date	8	MMDD YYYY	7
SY0230	Entry Date – <i>Enter the date in which the student entered the special education program.</i>	entry_date	Date	8	MMDD YYYY	4

STATEWIDE INFORMATION SYSTEM 2013/2014

ID	Element	DATABASE SCHEMA				ST
		Name	Type	Size	Values	Student Cycles
	Key					
ST0010	Fiscal Year – The fiscal year that this reporting represents: For the 2013/2014 reporting year fy must be = 24	fy	Num	2	Table	2,3,4,5,6,7
ST0020	Cycle – The reporting cycle for which the data is submitted: 2 = October 15 th 3 = November 15 th 4 = December 15 th 5 = February 15 th 6 = April 15 th 7 = June 15 th	cycle	Num	2	Table	2,3,4,5,6,7
ST0030	LEA, School – Local Education Agency, the unique seven-digit number assigned by the ADE to identify individual county, district, schools, cooperatives, and vocational institutions. The first two digits represent the county, the second two digits represent the district, and the last three digits represent the individual school, for example: 6001002 60 = Pulaski County 01 = Little Rock School District 002 = Hall High School	lea	Alpha	7	Appendix C	2,3,4,5,6,7
ST0040	SSN, Student – The nine-digit Social Security number of the student. If a student's SSN cannot be obtained, then the ADE assigned number as required by Arkansas Code Ann. 6-18-208 should be used. This number should remain the same throughout the student's school career.	ssn	Alpha	9	##### #	2,3,4,5,6,7
	General					
ST0045	State Reporting ID – The unique 10-digit Triand identifier generated for the student by the state.	uniq_stu_id	Alpha	10	##### ##	2,3,4,5,6,7
	Student Name					
ST0046	First Name – The student's first name.	fname	Alpha	20		2,3,4,5,6,7
ST0047	Middle Name – The student's middle name.	mname	Alpha	15		2,3,4,5,6,7
ST0048	Last Name – The student's last name.	lname	Alpha	25		2,3,4,5,6,7
ST0050	Race – The general racial or ethnic heritage with which the individual most identifies from the following codes: YNNNNN = Hispanic NYNNNN = Native American/Alaskan Native NNYNNN = Asian NNNYNN = Black/African American NNNNYN = Native Hawaiian/Pacific Islander NNNNNY = White Y in more than one combination will be considered 2 or more races	race_ethnic	Alpha	6	NNNNNN	2,3,4,5,6,7
ST0060	Gender – The sexual classification of the student. M = Male F = Female	gender	Alpha	1	Table	2,3,4,5,6,7
ST0070	Date, Birth – The student's date of birth.	birth_date	Date	8	MMDDY YYY	2,3,4,5,6,7
ST0080	LEA, District of Residence – The seven-digit district number of residency. Used for determining Act 214 situations where county lines may be crossed to transport students. 6001000 60 = Pulaski County 01 = Little Rock School District 000 = N/A (zeroes for district)	residence_lea	Alpha	7	Appendix B	2,3,4,5,6,7

DATABASE SCHEMA						ST Student Cycles
ID	Element	Name	Type	Size	Values	
ST0090	<p>Resident – The code designating whether the student’s legal residence is within the geographic area served by the district as follows:</p> <p>R = Residence is within the district’s area C = Residence is outside the district’s area S = Residence is outside the state of Arkansas K = Katrina Evacuee Student (resident) Q = Rita Evacuee Student (resident) 1 = Resident Home School Student No ADM 2 = Resident Home School Student WITH ADM</p>	resident_code	Alpha	1	Table	2,3,4,5,6,7
ST0100	<p>Grade Level – The grade level in which the student is currently enrolled:</p> <p>P = Pre-School 08 = 8th Grade K = Kindergarten 09 = 9th Grade 01 = 1st Grade 10 = 10th Grade 02 = 2nd Grade 11 = 11th Grade 03 = 3rd Grade 12 = 12th Grade 04 = 4th Grade 13 = Adult Education 05 = 5th Grade EE = Non-Graded Elementary 06 = 6th Grade SM = Non-Graded Middle/Jr. 07 = 7th Grade SS = Non-Graded Secondary</p>	grade_level	Alpha	2	Table	2,3,4,5,6,7
ST0105	<p>Pre School (Kindergarten) – Indicates the preschool program for students who are currently in a preschool program or current Kindergarten students who participated in one of the following full-time* four (4) year old preschool programs.</p> <p>A = ABC O = Other EC= Early Childhood Special Ed P = Private Preschool H = Head Start NA = Not Applicable C = 21st Century Community PS = Public School Pre School Learning Center</p> <p>*Full-time is defined as attending a four (4) year old program nine (9) months, at least 20 hours a week.</p>	pre_sch_kind	Alpha	2	Table	2,3,4,5,6,7
ST0106	<p>21st CCLC After School Programs – 21st Century Community Learning Center programs are out of school programs funded by the US Department of Education. Indicates the student in participating in any of the following programs which is covered under this guidance:</p> <p>Before School – (Scheduled academic/tutoring period prior to the beginning of the regular school day) After School – (Scheduled academic/tutoring period following dismissal of the regular school day) Summer – (Scheduled academic/tutoring time following or prior to the academic school year) Weekend – (Scheduled academic/tutoring/enrichment time on Saturday or Sunday).</p>	cclc_prog	Alpha	1	Y/N	2,3,4,5,6,7
ST0110	<p>Entry Code – The status in which the student was admitted for the current school year:</p> <p>E1 = New Enrollment RE = Re-entry E2 = Transfer from out of state HS = Home School IS = Instate Transfer PS = Private School ID = Indistrict Transfer RC = Residential Center</p>	entry_code	Alpha	2	Table	2,3,4,5,6,7
ST0120	<p>Date, Entry – The date on which the student is first present to receive instruction for the current school year.</p>	entry_date	Date	8	MMDD YYYY	2,3,4,5,6,7

DATABASE SCHEMA							ST Student Cycles
ID	Element	Name	Type	Size	Values		
ST0125	GPA (Grade Point Average) – Is to be entered for students in grades 09-12. The GPA is to be calculated in accordance with Rules and Regulations establishing the Academic Standards for Student Population in Competitive Interscholastic Activities by the State Board of Education. The GPA is to be based on a 4.0 scale and is to be calculated using academic courses as defined in the regulations.	gpa	Dec	3,2	#.##	7	
ST0126	Smart Core Waiver – Starting in 7th grade, all students will participate in the Smart Core curriculum unless the parent or guardian waives the student's right to participate. Indicates if the student has a parent waiver that exempts them from Smart Core Curriculum.	smart_core	Alpha	1	Y/N	2,7	
ST0128	Consolidated LEA – The LEA number of the consolidated or annexed district the student was previously in prior to consolidation /annexation.	consol_lea	Alpha	7	Table	2,3,4,5,6,7	
	Transfers						
ST0130	School Choice – Indicates a student attends a school outside the student's resident school district and has transferred via the Arkansas Public School Choice Act. Refer to Ark. Code Ann. 6-18-206.	school_choice	Alpha	1	Y/N	2	
ST0131	Legal Transfer – Indicates a student attends a school outside the student's resident school district and has transferred via a legal transfer approved by both districts' school boards. Refer to Ark. Code Ann. 6-18-316.	legal_transf	Alpha	1	Y/N	2	
ST0132	School Choice (Opportunity Within the District) – Indicates a student attends a school within the student's resident district and has transferred via the Arkansas Opportunity Public School Choice Act. Refer to Ark. Code Ann. 6-18-227.	schchoice_indist	Alpha	1	Y/N	2	
ST0133	School Choice (Opportunity Outside the District) – Indicates a student attends a school outside the student's resident district and has transferred via the Arkansas Opportunity Public School Choice Act. Refer to Ark. Code Ann. 6-18-227.	schchoice_outdist	Alpha	1	Y/N	2	
ST0135	School Choice (School Improvement Within the District) – Indicates a student transferred to this school within the district under the School Improvement Choice option.	schimprv_indist	Alpha	1	Y/N	2	
ST0138	School Choice (School Improvement Outside the District) – Indicates a student living outside the school district transferred to this school under the School Improvement Choice option.	schimprv_outdist	Alpha	1	Y/N	2	
ST0140	School Choice 1st Time – Indicates a student is a first time participant in choosing to attend a school other than the local school to which they are assigned.	school_choice1	Alpha	1	Y/N	2	
ST0142	LEA, Choice – The 7 digit LEA number for the school from which the student transferred from because of school choice.	choice_lea	Alpha	7	Appendix B	2	
ST0150	Tuition – A code designating a non-resident student for whom tuition is paid in one of the following ways: PR = Private SP = Special Education NP = Non-Paid NA = Not Applicable	tuition	Alpha	2	Table	3,5,6,7	
ST0160	Tuition Agreement – Indicates whether an agreement has been made with a school district or special education agency where the servicing district or agency receives funds for students.	tuition_agreement	Alpha	1	Y/N	3,5,6,7	
ST0162	Name Servicing School – The name of the school that provides full-time special education services for the student through a tuition agreement with the resident school. *Cannot be blank if tuition = "SP"	servicing_school	Alpha	20		3,5,6,7	
ST0170	LEA, Sending/Receiving – The seven-digit LEA number for the district for which a student is transported (or transferred) to or from. <ul style="list-style-type: none"> If tuition Agreement = Y this field cannot be blank, must enter LEA number student is transported to/from. If schimprv_outdist = Y this field cannot be blank, must enter LEA number student is transferred from. 	recsend_lea	Alpha	7	Appendix B,E	3,5,6,7	

DATABASE SCHEMA						ST Student Cycles
ID	Element	Name	Type	Size	Values	
ST0175	Supplemental Services – Academic services provided outside of the regular school day by an approved supplemental service provider for eligible students in a Title I recipient school designated in year 2 year and beyond of school improvement as defined by No Child Left Behind.	supp_srvs	Alpha	1	Y/N	7
ST0176	Supplemental Education Services (SES) Provider – The name of the Supplemental Educational Services Provider (SES provider) for the student can be found on the following web page www.apscn.org .	ses_prov	Num	4	Table	7
ST0180	Displaced District – The name of the district that the evacuee student attended prior to coming into the state.	displace_dist	Alpha	25	Table	2,3,4,5,6,7
ST0181	Displaced District State – The state in which the Displaced District is located.	displace_state	Alpha	2	Table	2,3,4,5,6,7
	Student Status					
ST0210	Status, Meal – A student who has limited eligibility for federal assistance or by being disadvantaged may qualify for free or reduced breakfast and/or lunch as designated: 1 = Free 2 = Reduced 3 = Full-price Paid	meal	Num	1	Table	2-7
ST0212	Status, Title I – Indicates if the student is Title I eligible.	title1_stud	Alpha	1	Y/N	2
ST0215	Status, Gifted/Talented – Students identified as having high potential or ability whose learning characteristics and educational needs require qualitatively differentiated educational experiences and/or services. All districts must establish equitable criteria for identification of gifted and talented students; establish programs that will lead to appropriate educational opportunities of these students; and establish procedures to evaluate the effectiveness of the provisions of these educational opportunities.	gt	Alpha	1	Y/N	2,3,4,5,6,7
ST0218	Status, Special Education – A student has been determined to be eligible for special education under the Individuals with Disabilities Education Act and has an individualized education program (IEP). Does not include students determined handicapped under Section 504 of the Rehabilitation Act of 1973.	sped	Alpha	1	Y/N	2,3,4,5,6,7
ST0220	Status, Handicap – A student has been determined to be eligible under Section 504 of the Rehabilitation Act of 1973. For purposes of this database this does not include special education students.	handicap	Alpha	1	Y/N	2,3,4,5,6,7
ST0225	Status, Immigrant – A student who is between the ages of 3 and 21 who was not born in any state or has not attended one or more schools in any one or more states for more than 3 full academic years.	immigrant	Alpha	1	Y/N	2,3,4,5,6,7
	ELL/LEP					
ST0230	Former ELL/LEP Monitored – A student who was exited from ESL services and whose academic progress is being monitored for two years in the regular education classroom as required by Federal law. M1 – Monitored Year 1 M2 – Monitored Year 2	lep_monitor	Alpha	2	Table	2,3,4,5,6,7
ST0231	ELL/LEP Entry date – The date the student entered a U. S. school for the first time, regardless if the entry was in Arkansas or another state.	ell_lep_entrydate	Date	8	MMDD YYYY	2,3,4,5,6,7
ST0232	ELL/LEP Exit date – The date the student met criteria for Fluent English Proficient status and was exited from the LEP program; no longer receives services; is a regular education student.	ell_lep_exitdate	Date	8	MMDD YYYY	2,3,4,5,6,7
ST0233	ESL Waived Services date – The date a LEP/ELL student’s parent signed the form waiving ESL services for the student.	esl_servc_date	Date	8	MMDD YYYY	2,3,4,5,6,7
ST0245	Status, Migrant – A student who has moved in the past 3 years, on their own or with their family, for the purpose of seeking work in agriculture, fishing, dairies, logging or food processing. A student can only be determined as “migrant” by the Arkansas migrant education program, which will provide a list of eligible students to each district where migrant children reside.	migrant	Alpha	1	Y/N	2,3,4,5,6,7

DATABASE SCHEMA						ST Student Cycles
ID	Element	Name	Type	Size	Values	
ST0250	Status, Marital – Value indicating if a student is currently legally married: S = Single M = Married	marital	Alpha	1	Table	2,3,4,5,6,7
ST0260	Status, Homeless Children and Youth – An individual who lacks a fixed, regular and adequate nighttime residence...in general children and youth living in hotels, motels, camping grounds, cars, parks, abandoned buildings, sharing housing of other persons due to loss of housing in economic hardship, or similar settings due to lack of alternative adequate accommodations; in emergency or transitional shelters; abandoned in hospitals; awaiting foster care placement; unaccompanied youth; migratory children living in circumstances as described; and other inadequate regular sleeping accommodations are considered homeless.	homeless	Alpha	1	Y/N	2,3,4,5,6,7
ST0265	Homeless – Identify the type of homeless situation describing the primary nighttime residence. S = Shelter, transitional housing, awaiting foster care D = Doubled-Up (e.g. living with another family) U = Unsheltered (e.g. cars, parks, campgrounds, temporary trailer, or abandoned buildings) HM = Hotels/Motels UY = Unaccompanied Youth NA = Not Applicable	homeless_type	Alpha	2	Table	2,3,4,5,6,7
ST0270	Status, Orphan – Denotes a student with no living paternal parents.	orphan	Alpha	1	Y/N	2,3,4,5,6,7
ST0280	Status, Foster Child – Refers to a student that lives in a foster home environment.	foster_child	Alpha	1	Y/N	2,3,4,5,6,7
ST0290	Status, English Language Learner (ELL) – The student has a language background other than English, and his or her proficiency in English is such that the probability of the student's academic success in an English-only classroom is below that of native English language students.	ltd_english_prof	Alpha	1	Y/N	2,3,4,5,6,7
ST0300	Status, Primary Home Language – The language or dialect routinely spoken in the student's home.	home_language	Alpha	2	Appendix H	2,3,4,5,6,7
ST0310	Status, Retention – Flag indicating a student has been retained from the prior year in the same grade level.	retention	Alpha	1	Y/N	3
ST0318	Status, Enrollment – Any resident student registered to attend this school and is present at least one day prior to October 1st of this reporting fiscal year.	enrolled	Alpha	1	Y/N	2
ST0319	Status, Dropout – Student who meets the dropout definition as defined by NCEs-"students in grades 7-12 who leaves school between October 1 of the previous school year and September 30 of the current year and has not graduated".	dropout	Alpha	1	Y/N	3
	Dropout/Withdrawal					
ST0320	Dropout/Withdrawal – The reason for which a student leaves the school system. (A.C.A. & 6-18-214 as Amended by Act 230 of 1997) 0 = N/A 1 = Enrolled in another school in state 2 = Incarcerated 3 = Deceased 4 = Failing Grades 5 = Suspended or Expelled 6 = Lack of Interest 7 = Conflict with School 8 = Economic Hardship 9 = Pregnancy/Marriage 10 = Peer Conflict 11 = Enrolled in GED 12 = Alcohol/Drugs 13 = Health Problems 14 = Other 15 = Early Graduates 16 = Enrolled in Private School 17 = Enrolled in Home School 18 = Enrolled in another School out of state	drop_withdraw	Num	2	Table	2,3,4,5,6,7
ST0330	Date, Dropout/Withdrawal – The date on which the student permanently withdraws from school.	drop_date	Date	8	MMDD YYYY	2,3,4,5,6,7

DATABASE SCHEMA							ST Student Cycles
ID	Element	Name	Type	Size	Values		
ST0336	M to M Student – <i>Majority to Minority, designates a student who attends a school district (other than his or her resident district) whereby the student becomes part of the racial minority after previously being part of the racial majority in the resident district, M to M students currently exist only in the Pulaski County school districts as a result of Federal Court Orders.</i>	mm_stud		1	Y/N	2,3,4,5,6,7	
	Parent (Guardian) – Parent/Guardian address information is used for the Report Card mailing labels.						
ST0345	First Name – <i>The parent or guardian's first name.</i>	prnt_fname	Alpha	20		3	
ST0350	Middle Name – <i>The parent or guardian's middle name</i>	prnt_mname	Alpha	15		3	
ST0355	Last Name – <i>The parent or guardian's last name</i>	prnt_lname	Alpha	25		3	
	Address, Mailing – <i>The street name and building number or PO Box where the parent or legal guardian of the student receives mail.</i>						
ST0360	Address	prnt_mail_addr	Alpha	30		3	
ST0365	City	prnt_mail_city	Alpha	20		3	
ST0370	State	prnt_mail_state	Alpha	2	AR	3	
ST0375	Zip	prnt_mail_zip	Alpha	5		3	
	Address, Physical – <i>The street name and building number where the parent or legal guardian of the student resides.</i>						
ST0380	Address	phy_mail_add	Alpha	30		3	
ST0381	City	phy_mail_city	Alpha	20		3	
ST0382	State	phy_mail_state	Alpha	2	AR	3	
ST0383	Zip	phy_mail_zip	Alpha	5		3	
ST0384	Status, Military Dependent: A kindergarten through grade twelve (K-12) student enrolled in a public school who resides in the house of a person who is on active duty or serving in the reserve component of a branch of the United States armed forces: CODE DESCRIPTION 01 Active Duty – US Army 02 Active Duty – US Air Force 03 Active Duty – US Navy 04 Active Duty – US Marines 05 Active Duty – United States Coast Guard 06 Reserves – US Army 07 Reserves – US Air Force 08 Reserves – US Navy 09 Reserves – US Marines 10 National Guard – US Army 11 National Guard – US Air Force 12 Parents serve in multiple branches 13 Not Applicable 14 Reserves – Coast Guard	military_dep	Alpha	2		2,3,4,5,6,7	
ST0385	Status, Twin: A twin is defined as one of two or more offspring produced by the same pregnancy. Twins can be either identical or fraternal and usually share the same last name and date of birth.	twin	Alpha	1	Y/N	2,3,4,5,6,7	

ID	Element	Name	Type	Size	Values	StudentAtt Cycle
	Key					
SS0010	Fiscal Year – The fiscal year that this reporting represents: <i>For the 2013/2014 reporting year fy must be = 24</i>	fy	Num	2	Table	3,5,6,7
SS0020	Cycle – The reporting cycle for which the data is submitted: 3 = November 15 th 5 = February 15 th 6 = April 15 th 7 = June 15 th	cycle	Num	2	Table	3,5,6,7
SS0030	LEA, School – Local Education Agency, the unique seven-digit number assigned by the ADE to identify individual county, district, schools, cooperatives, and vocational institutions. The first two digits represent the county, the second two digits represent the district, and the last three digits represent the individual school, for example: 6001002 60 = Pulaski County 01 = Little Rock School District 002 = Hall High School	lea	Alpha	7	Appendix C	3,5,6,7
SS0040	SSN, Student – The nine-digit Social Security number of the student. If a student's SSN cannot be obtained, then the ADE assigned number as required by Arkansas Code Ann. 6-18-208 should be used. This number should remain the same throughout the student's school career.	ssn	Alpha	9		3,5,6,7
SS0045	State Reporting ID – The unique 10-digit Triand identifier generated for the student by the state.	uniq_stu_id	Alpha	10	##### ##	3,5,6,7
	Student Transportation Status					
SS0050	Status, Transportation – Indicates that the student is eligible to ride a bus to/from school. A transported student is one who lives 2 or more miles from their assigned school. T = Transported N = Non-Transported	bus	Alpha	1	Table	3,5,6,7
	General					
SS0051	Transportation – Indicates means of transporting the student to/from school. B-Bus D-Drives self G-Parent/guardian P-District paid transportation	trans_status	Alpha	1	Table	3,5,6,7
SS0052	Status, Majority to Minority – When two or more districts involved in a desegregation case provide that a student attending a school in their resident district where the student is in the majority race voluntarily transfers to a school outside their resident district where the student is in the minority race.	min_to_maj	Alpha	1	Y/N	3,5,6,7
SS0053	Status, Magnet – Any student attending one of the six designated "magnet" schools in Little Rock.	magnet	Alpha	1	Y/N	3,5,6,7
	Attendance					
	Days Present – The number of days the student arrived at school each quarter (1-4) of the current school year.					
	Days Absent – The number of days the student was not in school each quarter (1-4) of the current school year					
SS0060	Days Present Quarter 1	days_prs_qtr1	Dec	8	#####.##	3
SS0070	Days Absent Quarter 1	days_abs_qtr1	Dec	8	#####.##	3
SS0120	Days Present Quarter 2	days_prs_qtr2	Dec	8	#####.##	5
SS0130	Days Absent Quarter 2	days_abs_qtr2	Dec	8	#####.##	5
SS0180	Days Present Quarter 3	days_prs_qtr3	Dec	8	#####.##	6
SS0210	Days Absent Quarter 3	days_abs_qtr3	Dec	8	#####.##	6
SS0240	Days Present Quarter 4	days_prs_qtr4	Dec	8	#####.##	7
SS0250	Days Absent Quarter 4	days_abs_qtr4	Dec	8	#####.##	7

DATABASE SCHEMA

student_grade

ID	Element	Name	Type	Size	Values	Cycle
	Key					
SG0010	Fiscal Year – The fiscal year that this reporting represents: For the 2013/2014 reporting year fy must be = 24	fy	Num	2	Table	7
SG0020	Cycle – The reporting cycle for which the data is submitted: 7 = June 15 th	cycle	Num	2	Table	7
SG0030	LEA, School – Local Education Agency, the unique seven-digit number assigned by the ADE to identify individual county, district, schools, cooperatives, and vocational institutions. The first two digits represent the county, the second two digits represent the district, and the last three digits represent the individual school, for example: 6001002 60 = Pulaski County 01 = Little Rock School District 002 = Hall High School	lea	Alpha	7	Appendix C	7
SG0050	Course Number – The ADE assigned number designated to a course for identification purposes.	course_num	Alpha	6	Appendix I	7
SG0075	Section – The district assigned number given to a unique class of a particular course number.	section_num	Alpha	15		7
SG0080	Course Description – The name given to the course from the Master Schedule.	course_desc	Alpha	15		7
SG0100	SSN, Student – The nine-digit Social Security number of the student. If a student's SSN cannot be obtained, then the ADE assigned number as required by Arkansas Code Ann. 6-18-208 should be used. This number should remain the same throughout the student's school career.	ssn	Alpha	9	#####	7
	General					
SG0125	State Reporting ID – The unique 10-digit Triand identifier generated for the student by the state.	uniq_stu_id	Alpha	10	#####	7
SG0150	1st Semester Grade – The academic grade achieved in this course for the first semester.	sem-grade_1	Alpha	3		7
SG0175	2nd Semester Grade – The academic grade achieved in this course for the second semester.	sem-grade_2	Alpha	3		7
SG0200	3rd Semester Grade – The academic grade achieved in this course for the third semester.	sem-grade_3	Alpha	3		7
SG0225	4th Semester Grade – The academic grade achieved in this course for the fourth semester.	sem-grade_4	Alpha	3		7
SG0230	Course Credit Earned - The credit the student earned for the course.	credit_earned	Dec	6,4	#.####	7

DATABASE SCHEMA						SI
ID	Element	Name	Type	Size	Values	StIDChg Cycle
	Key					
SI0010	Fiscal Year – <i>The fiscal year that this reporting cycle represents: For the 2013/2014 reporting year fy must be = 24</i>	fy	Num	2	Table	1-7
SI0020	Cycle – <i>The reporting cycle for which the data is submitted: 1 = September 30th 2 = October 15th 3 = November 15th 4 = December 15th 5 = February 15th 6 = April 15th 7 = June 15th</i>	cycle	Num	2	Table	1-7
SI0030	LEA, School – <i>Local Education Agency, the unique seven-digit number assigned by the ADE to identify individual schools. The first two digits represent the county, the second two digits represent the district, and the last three digits represent the individual school, for example: 6001002 60 = Pulaski County 01 = Little Rock School District 002 = Hall High School</i>	lea	Alpha	7	Appendix C	1-7
SI0040	Date, Month, Day and Year – <i>The student identification number is changed.</i>	date	Date	8	MMDD YYYY	1-7
	ID Information					
SI0050	Changed from ID – <i>The SSN or assigned number currently being used to identify this student.</i>	change_from_ssn_or_id	Alpha	9		1-7
SI0060	Changed to SSN or ID Number – <i>The nine-digit Social Security Number of the student or if a student's SSN cannot be obtained, then the ADE assigned number as required by Arkansas Code Ann. 6-18-208 should be used. This number should remain the same throughout the student's school career.</i>	change_to_ssn_or_id	Alpha	9		1-7

STATEWIDE INFORMATION SYSTEM 2013/2014

APPENDICES

ARKANSAS COUNTY NAMES AND CODE NUMBERS

CODE	COUNTY/DISTRICT	LEA	CODE	COUNTY/DISTRICT	LEA
01	ARKANSAS		10	CLARK	
	Dewitt School District	0101000		Arkadelphia School District	1002000
	Stuttgart School District	0104000		Gurdon School District	1003000
02	ASHLEY		11	CLAY	
	Crossett School District	0201000		Corning School District	1101000
	Hamburg School District	0203000		Piggott School District	1104000
				Rector School District	1106000
03	BAXTER		12	CLEBURNE	
	Cotter School District	0302000		Concord School District	1201000
	Mt. Home School District	0303000		Heber Springs School District	1202000
	Norfolk School District	0304000		Quitman School District	1203000
04	BENTON			West Side School District	1204000
	Bentonville School District	0401000	13	CLEVELAND	
	Decatur School District	0402000		Woodlawn School District	1304000
	Gentry School District	0403000		Cleveland County School District	1305000
	Gravette School District	0404000	14	COLUMBIA	
	Rogers School District	0405000		Magnolia School District	1402000
	Siloam Springs School District	0406000		Emerson-Taylor School District	1408000
	Pea Ridge School District	0407000			
	Benton County School of Arts	0440700	15	CONWAY	
05	BOONE			Nemo Vista School District	1503000
	Alpena School District	0501000		Wonderview School District	1505000
	Bergman School District	0502000		So. Conway Co. School District	1507000
	Harrison School District	0503000	16	CRAIGHEAD	
	Omaha School District	0504000		Bay School District	1601000
	Valley Springs School District	0505000		Westside Cons. School District	1602000
	Lead Hill School District	0506000		Brookland School District	1603000
06	BRADLEY			Buffalo Is. Central Sch. District	1605000
	Hermitage School District	0601000		Jonesboro School District	1608000
	Warren School District	0602000		Nettleton School District	1611000
07	CALHOUN			Valley View School District	1612000
	Hampton School District	0701000		Riverside School District	1613000
08	CARROLL		17	CRAWFORD	
	Berryville School District	0801000		Alma School District	1701000
	Eureka Springs School District	0802000		Cedarville School District	1702000
	Green Forest School District	0803000		Mountainburg School District	1703000
09	CHICOT			Mulberry School District	1704000
	Dermott School District	0901000		Van Buren School District	1705000
	Lakeside School District	0903000			

ARKANSAS COUNTY NAMES AND CODE NUMBERS

CODE	COUNTY/DISTRICT	LEA	CODE	COUNTY/DISTRICT	LEA
18	CRITTENDEN		26	GARLAND	
	Earle School District	1802000		Cutter-Morning Star School District	2601000
	West Memphis School District	1803000		Fountain Lake School District	2602000
	Marion School District	1804000		Hot Springs School District	2603000
19	CROSS			Jessieville School District	2604000
	Cross County School District	1901000		Lake Hamilton School District	2605000
	Wynne School District	1905000		Lakeside School District	2606000
20	DALLAS		27	GRANT	
	Fordyce School District	2002000		Poyen School District	2703000
21	DESHA			Sheridan School District	2705000
	Dumas School District	2104000	28	GREENE	
	McGehee School District	2105000		Marmaduke School District	2803000
22	DREW			Greene Co. Tech School District	2807000
	Drew Central School District	2202000		Paragould School District	2808000
	Monticello School District	2203000	29	HEMPSTEAD	
23	FAULKNER			Blevins School District	2901000
	Conway School District	2301000		Hope School District	2903000
	Greenbrier School District	2303000		Spring Hill School District	2906000
	Guy-Perkins School District	2304000	30	HOT SPRING	
	Mayflower School District	2305000		Bismarck School District	3001000
	Mt. Vernon/Enola School District	2306000		Glen Rose School District	3002000
	Vilonia School District	2307000		Magnet Cove School District	3003000
24	FRANKLIN			Malvern School District	3004000
	Charleston School District	2402000		Ouachita School District	3005000
	County Line School District	2403000	31	HOWARD	
	Ozark School District	2404000		Dierks School District	3102000
25	FULTON			Mineral Springs School District	3104000
	Mammoth Spring School District	2501000		Nashville School District	3105000
	Salem School District	2502000	32	INDEPENDENCE	
	Viola School District	2503000		Batesville School District	3201000
				Southside School District	3209000
				Midland School District	3211000
				Cedar Ridge School District	3212000

ARKANSAS COUNTY NAMES AND CODE NUMBERS

CODE	COUNTY/DISTRICT	LEA	CODE	COUNTY/DISTRICT	LEA
33	IZARD		42	LOGAN	
	Calico Rock School District	3301000		Booneville School District	4201000
	Melbourne School District	3302000		Magazine School District	4202000
	Izard Co. Cons. School District	3306000		Paris School District	4203000
				Scranton School District	4204000
34	JACKSON		43	LONOKE	
	Newport School District	3403000		Lonoke School District	4301000
	Jackson Co. School District	3405000		England School District	4302000
35	JEFFERSON			Carlisle School District	4303000
	Dollarway School District	3502000		Cabot School District	4304000
	Pine Bluff School District	3505000	44	MADISON	
	Watson Chapel School District	3509000		Huntsville School District	4401000
	White Hall School District	3510000	45	MARION	
	Pine Bluff Lighthouse Academy	3541700		Flippin School District	4501000
	Arkansas Correctional School Dist.	3599000		Yellville-Summit School District	4502000
36	JOHNSON		46	MILLER	
	Clarksville School District	3601000		Genoa Central School District	4602000
	Lamar School District	3604000		Fouke School District	4603000
	Westside School District	3606000		Texarkana Arkansas School District	4605000
37	LAFAYETTE		47	MISSISSIPPI	
	Bradley School District	3701000		Armored School District	4701000
	Lafayette County School District	3704000		Blytheville School District	4702000
38	LAWRENCE			So. Miss. County School District	4706000
	Hoxie School District	3804000		Gosnell School District	4708000
	Sloan-Hendrix School District	3806000		Manila School District	4712000
	Hillcrest School District	3809000		Osceola School District	4713000
	Lawrence County School District	3810000	48	MONROE	
	Imboden Charter School District	3840700		Brinkley School District	4801000
39	LEE			Clarendon School District	4802000
	Lee County School District	3904000	49	MONTGOMERY	
40	LINCOLN			Caddo Hills School District	4901000
	Star City School District	4003000		Mount Ida School District	4902000
41	LITTLE RIVER		50	NEVADA	
	Ashdown School District	4101000		Prescott School District	5006000
	Foreman School District	4102000		Nevada School District	5008000

ARKANSAS COUNTY NAMES AND CODE NUMBERS

<u>CODE</u>	<u>COUNTY/DISTRICT</u>	<u>LEA</u>	<u>CODE</u>	<u>COUNTY/DISTRICT</u>	<u>LEA</u>
51	NEWTON		59	PRAIRIE	
	Jasper School District	5102000		Des Arc School District	5901000
	Deer/Mt. Judea School District	5106000		Hazen School District	5903000
52	OUACHITA		60	PULASKI	
	Bearden School District	5201000		Little Rock School District	6001000
	Camden Fairview School District	5204000		N. Little Rock School District	6002000
	Harmony Grove School District	5205000		Pulaski Co. Spec. School District	6003000
	Stephens School District	5206000		Academics Plus Charter School	6040700
				LISA Academy Charter	6041700
53	PERRY			Arkansas Virtual Academy	6043700
	East End School District	5301000		Covenant Keepers Charter School	6044700
	Perryville School District	5303000		ESTEM Elementary Charter School	6045700
54	PHILLIPS			ESTEM Middle Charter School	6046700
	Barton-Lexa School District	5401000		ESTEM High Charter School	6047700
	Helena/ W.Helena School District	5403000		LISA Academy North	6048700
	Marvell School District	5404000		Little Rock Preparatory Academy	6049700
	KIPP: Delta Public Schools	5440700		Jacksonville Lighthouse Charter	6050700
				SIATech, Little Rock	6052700
55	PIKE			Ark. School for the Blind	6091000
	Centerpoint School District	5502000		Ark. School for the Deaf	6092000
	Kirby School District	5503000	61	RANDOLPH	
	South Pike County School District	5504000		Maynard School District	6102000
56	POINSETT			Pocahontas School District	6103000
	Harrisburg School District	5602000	62	ST. FRANCIS	
	Marked Tree School District	5604000		Forrest City School District	6201000
	Trumann School District	5605000		Hughes School District	6202000
	East Poinsett Co. School District	5608000		Palestine-Wheatley School District	6205000
57	POLK		63	SALINE	
	Mena School District	5703000		Bauxite School District	6301000
	Ouachita River School District	5706000		Benton School District	6302000
	Cossatot River School District	5707000		Bryant School District	6303000
				Harmony Grove School District	6304000
58	POPE		64	SCOTT	
	Atkins School District	5801000		Waldron School District	6401000
	Dover School District	5802000	65	SEARCY	
	Hector School District	5803000		Searcy County School District	6502000
	Pottsville School District	5804000		Ozark Mountain School District	6505000
	Russellville School District	5805000			

ARKANSAS COUNTY NAMES AND CODE NUMBERS

CODE	COUNTY/DISTRICT	LEA	CODE	COUNTY/DISTRICT	LEA
66	SEBASTIAN		73	WHITE	
	Fort Smith School District	6601000		Bald Knob School District	7301000
	Greenwood School District	6602000		Beebe School District	7302000
	Hackett School District	6603000		Bradford School District	7303000
	Hartford School District	6604000		White Co. Central School District	7304000
	Lavaca School District	6605000		Riverview School District	7307000
	Mansfield School District	6606000		Pangburn School District	7309000
				Rose Bud School District	7310000
				Searcy School District	7311000
67	SEVIER		74	WOODRUFF	
	Dequeen School District	6701000		Augusta School District	7401000
	Horatio School District	6703000		McCrary School District	7403000
68	SHARP		75	YELL	
	Cave City School District	6802000		Danville School District	7503000
	Highland School District	6804000		Dardanelle School District	7504000
69	STONE			Western Yell Co. School District	7509000
	Mountain View School District	6901000		Two Rivers School District	7510000
70	UNION				
	El Dorado School District	7001000			
	Junction City School District	7003000			
	Norphlet School District	7006000			
	Parkers Chapel School District	7007000			
	Smackover School District	7008000			
	Strong/Huttig School District	7009000			
71	VAN BUREN				
	Clinton School District	7102000			
	Shirley School District	7104000			
	South Side School District	7105000			
72	WASHINGTON				
	Elkins School District	7201000			
	Farmington School District	7202000			
	Fayetteville School District	7203000			
	Greenland School District	7204000			
	Lincoln Consolidated School Dist.	7205000			
	Prairie Grove School District	7206000			
	Springdale School District	7207000			
	West Fork School District	7208000			
	Haas Hall Academy	7240700			

ARKANSAS SCHOOL DISTRICTS AND LOCAL EDUCATION AGENCY NUMBERS

					District LEA
LEA	District	LEA	District	LEA	District
0101000	DEWITT SCHOOL DISTRICT	1503000	NEMO VISTA SCHOOL DISTRICT	2604000	JESSIEVILLE SCHOOL DISTRICT
0104000	STUTTGART SCHOOL DISTRICT	1505000	WONDERVIEW SCHOOL DISTRICT	2605000	LAKE HAMILTON SCHOOL DISTRICT
0201000	CROSSETT SCHOOL DISTRICT	1507000	SO. CONWAY CO. SCHOOL DISTRICT	2606000	LAKESIDE SCHOOL DIST(GARLAND)
0203000	HAMBURG SCHOOL DISTRICT	1520000	ARCH FORD EDUC. CO-OP	2607000	MOUNTAIN PINE SCHOOL DISTRICT
0302000	COTTER SCHOOL DISTRICT	1601000	BAY SCHOOL DISTRICT	2703000	POYEN SCHOOL DISTRICT
0303000	MOUNTAIN HOME SCHOOL DISTRICT	1602000	WESTSIDE CONS. SCH DIST(CRAIGH	2705000	SHERIDAN SCHOOL DISTRICT
0304000	NORFORK SCHOOL DISTRICT	1603000	BROOKLAND SCHOOL DISTRICT	2803000	MARMADUKE SCHOOL DISTRICT
0401000	BENTONVILLE SCHOOL DISTRICT	1605000	BUFFALO IS. CENTRAL SCH. DIST.	2807000	GREENE CO. TECH SCHOOL DIST.
0402000	DECATUR SCHOOL DISTRICT	1608000	JONESBORO SCHOOL DISTRICT	2808000	PARAGOULD SCHOOL DISTRICT
0403000	GENTRY SCHOOL DISTRICT	1611000	NETTLETON SCHOOL DISTRICT	2901000	BLEVINS SCHOOL DISTRICT
0404000	GRAVETTE SCHOOL DISTRICT	1612000	VALLEY VIEW SCHOOL DISTRICT	2903000	HOPE SCHOOL DISTRICT
0405000	ROGERS SCHOOL DISTRICT	1613000	RIVERSIDE SCHOOL DISTRICT	2906000	SPRING HILL SCHOOL DISTRICT
0406000	SILOAM SPRINGS SCHOOL DISTRICT	1701000	ALMA SCHOOL DISTRICT	2920000	SOUTHWEST ARK. CO-OP
0407000	PEA RIDGE SCHOOL DISTRICT	1702000	CEDARVILLE SCHOOL DISTRICT	3001000	BISMARCK SCHOOL DISTRICT
0440700	BENTON COUNTY SCHOOL OF ARTS	1703000	MOUNTAINBURG SCHOOL DISTRICT	3002000	GLEN ROSE SCHOOL DISTRICT
0501000	ALPENA SCHOOL DISTRICT	1704000	MULBERRY SCHOOL DISTRICT	3003000	MAGNET COVE SCHOOL DIST.
0502000	BERGMAN SCHOOL DISTRICT	1705000	VAN BUREN SCHOOL DISTRICT	3004000	MALVERN SCHOOL DISTRICT
0503000	HARRISON SCHOOL DISTRICT	1802000	EARLE SCHOOL DISTRICT	3005000	OUACHITA SCHOOL DISTRICT
0504000	OMAHA SCHOOL DISTRICT	1803000	WEST MEMPHIS SCHOOL DISTRICT	3102000	DIERKS SCHOOL DISTRICT
0505000	VALLEY SPRINGS SCHOOL DISTRICT	1804000	MARION SCHOOL DISTRICT	3104000	MINERAL SPRINGS SCHOOL DIST.
0506000	LEAD HILL SCHOOL DISTRICT	1901000	CROSS COUNTY SCHOOL DISTRICT	3105000	NASHVILLE SCHOOL DISTRICT
0520000	OZARK UNLITD RESOURCE CO-OP	1905000	WYNNE SCHOOL DISTRICT	3201000	BATESVILLE SCHOOL DISTRICT
0601000	HERMITAGE SCHOOL DISTRICT	2002000	FORDYCE SCHOOL DISTRICT	3209000	SOUTHSIDE SCH DIST(INDEPENDENC
0602000	WARREN SCHOOL DISTRICT	2104000	DUMAS SCHOOL DISTRICT	3211000	MIDLAND SCHOOL DISTRICT
0701000	HAMPTON SCHOOL DISTRICT	2105000	MCGEHEE SCHOOL DISTRICT	3212000	CEDAR RIDGE SCHOOL DISTRICT
0801000	BERRYVILLE SCHOOL DISTRICT	2202000	DREW CENTRAL SCHOOL DISTRICT	3301000	CALICO ROCK SCHOOL DISTRICT
0802000	EUREKA SPRINGS SCHOOL DISTRICT	2203000	MONTICELLO SCHOOL DISTRICT	3302000	MELBOURNE SCHOOL DISTRICT
0803000	GREEN FOREST SCHOOL DISTRICT	2220000	SOUTHEAST AR EDUCATIONAL	3306000	IZARD CO. CONS. SCHOOL DIST.
0901000	DERMOTT SCHOOL DISTRICT	2301000	CONWAY SCHOOL DISTRICT	3320000	NORTH CENTRAL ARK. EDUC CO-OP
0903000	LAKESIDE SCHOOL DIST(CHICOT)	2303000	GREENBRIER SCHOOL DISTRICT	3403000	NEWPORT SCHOOL DISTRICT
1002000	ARKADELPHIA SCHOOL DISTRICT	2304000	GUY-PERKINS SCHOOL DISTRICT	3405000	JACKSON CO. SCHOOL DISTRICT
1003000	GURDON SCHOOL DISTRICT	2305000	MAYFLOWER SCHOOL DISTRICT	3502000	DOLLARWAY SCHOOL DISTRICT
1020000	DAWSON EDUCATION SERVICE CO-OP	2306000	MT. VERNON/ENOLA SCHOOL DIST.	3505000	PINE BLUFF SCHOOL DISTRICT
1101000	CORNING SCHOOL DISTRICT	2307000	VILONIA SCHOOL DISTRICT	3509000	WATSON CHAPEL SCHOOL DISTRICT
1104000	PIGGOTT SCHOOL DISTRICT	2402000	CHARLESTON SCHOOL DISTRICT	3510000	WHITE HALL SCHOOL DISTRICT
1106000	RECTOR SCHOOL DISTRICT	2403000	COUNTY LINE SCHOOL DISTRICT	3520000	ARK. RIVER EDUC. SERVICE CNTR.
1201000	CONCORD SCHOOL DISTRICT	2404000	OZARK SCHOOL DISTRICT	3541700	PINE BLUFF LIGHTHOUSE ACADEMY
1202000	HEBER SPRINGS SCHOOL DISTRICT	2420000	WESTERN ARKANSAS CO-OP	3599000	ARKANSAS CORRECTIONAL SCHOOL
1203000	QUITMAN SCHOOL DISTRICT	2501000	MAMMOTH SPRING SCHOOL DISTRICT	3601000	CLARKSVILLE SCHOOL DISTRICT
1204000	WEST SIDE SCHOOL DIST(CLEBURNE	2502000	SALEM SCHOOL DISTRICT	3604000	LAMAR SCHOOL DISTRICT
1304000	WOODLAWN SCHOOL DISTRICT	2503000	VIOLA SCHOOL DISTRICT	3606000	WESTSIDE SCHOOL DIST(JOHNSON)
1305000	CLEVELAND COUNTY SCHOOL DIST.	2601000	CUTTER-MORNING STAR SCH. DIST.	3701000	BRADLEY SCHOOL DISTRICT
1402000	MAGNOLIA SCHOOL DISTRICT	2602000	FOUNTAIN LAKE SCHOOL DISTRICT	3704000	LAFAYETTE COUNTY SCHOOL DISTRI
1408000	EMERSON-TAYLOR SCHOOL DISTRICT	2603000	HOT SPRINGS SCHOOL DISTRICT	3804000	HOXIE SCHOOL DISTRICT

ARKANSAS SCHOOL DISTRICTS AND LOCAL EDUCATION AGENCY NUMBERS

District LEA					
LEA	District	LEA	District	LEA	District
3806000	SLOAN-HENDRIX SCHOOL DIST.	5401000	BARTON-LEXA SCHOOL DISTRICT	6205000	PALESTINE-WHEATLEY SCH. DIST.
3809000	HILLCREST SCHOOL DISTRICT	5403000	HELENA/ W.HELENA SCHOOL DIST.	6301000	BAUXITE SCHOOL DISTRICT
3810000	LAWRENCE COUNTY SCHOOL DISTRICT	5404000	MARVELL-ELAINE SCHOOL DISTRICT	6302000	BENTON SCHOOL DISTRICT
3820000	NORTHEAST ARK. EDUC. CO-OP	5420000	GREAT RIVERS EDUC. SERV. CO-OP	6303000	BRYANT SCHOOL DISTRICT
3840700	IMBODEN CHARTER SCHOOL DIST	5440700	KIPP DELTA PUBLIC SCHOOLS	6304000	HARMONY GROVE SCH DIST(SALINE)
3904000	LEE COUNTY SCHOOL DISTRICT	5502000	CENTERPOINT SCHOOL DISTRICT	6401000	WALDRON SCHOOL DISTRICT
4003000	STAR CITY SCHOOL DISTRICT	5503000	KIRBY SCHOOL DISTRICT	6502000	SEARCY COUNTY SCHOOL DISTRICT
4101000	ASHDOWN SCHOOL DISTRICT	5504000	SOUTH PIKE COUNTY SCHOOL DIST	6505000	OZARK MOUNTAIN SCHOOL DISTRICT
4102000	FOREMAN SCHOOL DISTRICT	5602000	HARRISBURG SCHOOL DISTRICT	6601000	FORT SMITH SCHOOL DISTRICT
4201000	BOONEVILLE SCHOOL DISTRICT	5604000	MARKED TREE SCHOOL DISTRICT	6602000	GREENWOOD SCHOOL DISTRICT
4202000	MAGAZINE SCHOOL DISTRICT	5605000	TRUMANN SCHOOL DISTRICT	6603000	HACKETT SCHOOL DISTRICT
4203000	PARIS SCHOOL DISTRICT	5608000	EAST POINSETT CO. SCHOOL DIST.	6604000	HARTFORD SCHOOL DISTRICT
4204000	SCRANTON SCHOOL DISTRICT	5620000	CROWLEY'S RIDGE EDUCATION COOP	6605000	LAVACA SCHOOL DISTRICT
4301000	LONOKE SCHOOL DISTRICT	5703000	MENA SCHOOL DISTRICT	6606000	MANSFIELD SCHOOL DISTRICT
4302000	ENGLAND SCHOOL DISTRICT	5706000	OUACHITA RIVER SCHOOL DISTRICT	6701000	DEQUEEN SCHOOL DISTRICT
4303000	CARLISLE SCHOOL DISTRICT	5707000	COSSATOT RIVER SCHOOL DIST	6703000	HORATIO SCHOOL DISTRICT
4304000	CABOT SCHOOL DISTRICT	5801000	ATKINS SCHOOL DISTRICT	6720000	DEQUEEN/MENA EDUC. CO-OP
4401000	HUNTSVILLE SCHOOL DISTRICT	5802000	DOVER SCHOOL DISTRICT	6802000	CAVE CITY SCHOOL DISTRICT
4501000	FLIPPIN SCHOOL DISTRICT	5803000	HECTOR SCHOOL DISTRICT	6804000	HIGHLAND SCHOOL DISTRICT
4502000	YELLVILLE-SUMMIT SCHOOL DIST.	5804000	POTTSVILLE SCHOOL DISTRICT	6901000	MOUNTAIN VIEW SCHOOL DISTRICT
4602000	GENOA CENTRAL SCHOOL DISTRICT	5805000	RUSSELLVILLE SCHOOL DISTRICT	7001000	EL DORADO SCHOOL DISTRICT
4603000	FOUKE SCHOOL DISTRICT	5901000	DES ARC SCHOOL DISTRICT	7003000	JUNCTION CITY SCHOOL DISTRICT
4605000	TEXARKANA SCHOOL DISTRICT	5903000	HAZEN SCHOOL DISTRICT	7006000	NORPHLET SCHOOL DISTRICT
4701000	ARMOREL SCHOOL DISTRICT	6001000	LITTLE ROCK SCHOOL DISTRICT	7007000	PARKERS CHAPEL SCHOOL DIST.
4702000	BLYTHEVILLE SCHOOL DISTRICT	6002000	N. LITTLE ROCK SCHOOL DISTRICT	7008000	SMACKOVER SCHOOL DISTRICT
4706000	SO. MISS. COUNTY SCHOOL DIST.	6003000	PULASKI CO. SPEC. SCHOOL DIST.	7009000	STRONG-HUTTIG SCHOOL DISTRICT
4708000	GOSNELL SCHOOL DISTRICT	6040700	ACADEMICS PLUS SCHOOL DISTRICT	7102000	CLINTON SCHOOL DISTRICT
4712000	MANILA SCHOOL DISTRICT	6041700	LISA ACADEMY	7104000	SHIRLEY SCHOOL DISTRICT
4713000	OSCEOLA SCHOOL DISTRICT	6043700	ARKANSAS VIRTUAL ACADEMY	7105000	SOUTH SIDE SCH DIST(VANBUREN)
4801000	BRINKLEY SCHOOL DISTRICT	6044700	COVENANTKEEPERS CHARTER SCHOOL	7201000	ELKINS SCHOOL DISTRICT
4802000	CLARENDON SCHOOL DISTRICT	6045700	ESTEM ELEMENTARY PUBLIC CHARTE	7202000	FARMINGTON SCHOOL DISTRICT
4901000	CADDO HILLS SCHOOL DISTRICT	6046700	ESTEM MIDDLE PUBLIC CHARTER	7203000	FAYETTEVILLE SCHOOL DISTRICT
4902000	MOUNT IDA SCHOOL DISTRICT	6047700	ESTEM HIGH SCHOOL	7204000	GREENLAND SCHOOL DISTRICT
5006000	PRESCOTT SCHOOL DISTRICT	6048700	LISA ACADEMY NORTH	7205000	LINCOLN SCHOOL DISTRICT
5008000	NEVADA SCHOOL DISTRICT	6049700	LITTLE ROCK PREPARATORY ACADEM	7206000	PRAIRIE GROVE SCHOOL DISTRICT
5102000	JASPER SCHOOL DISTRICT	6050700	JACKSONVILLE LIGHTHOUSE CHARTE	7207000	SPRINGDALE SCHOOL DISTRICT
5106000	DEER/MT. JUDEA SCHOOL DISTRICT	6052700	SIATECH LITTLE ROCK CHARTER	7208000	WEST FORK SCHOOL DISTRICT
5201000	BEARDEN SCHOOL DISTRICT	6091000	ARK. SCHOOL FOR THE BLIND	7221000	NORTHWEST ARK. EDUCATION CO-OP
5204000	CAMDEN FAIRVIEW SCHOOL DIST.	6092000	ARK. SCHOOL FOR THE DEAF	7240700	HAAS HALL ACADEMY
5205000	HARMONY GROVE SCH DIST(OUACHIT	6094000	DIV OF YOUTH SERVS SCHOOL SYST	7301000	BALD KNOB SCHOOL DISTRICT
5206000	STEPHENS SCHOOL DISTRICT	6102000	MAYNARD SCHOOL DISTRICT	7302000	BEEBE SCHOOL DISTRICT
5220000	SOUTH CENTRAL SERVICE CO-OP	6103000	POCAHONTAS SCHOOL DISTRICT	7303000	BRADFORD SCHOOL DISTRICT
5301000	EAST END SCHOOL DISTRICT	6201000	FORREST CITY SCHOOL DISTRICT	7304000	WHITE CO. CENTRAL SCHOOL DIST.
5303000	PERRYVILLE SCHOOL DISTRICT	6202000	HUGHES SCHOOL DISTRICT	7307000	RIVERVIEW SCHOOL DISTRICT

ARKANSAS SCHOOL DISTRICTS AND LOCAL EDUCATION AGENCY NUMBERS

LEA	District	LEA	District	LEA	District	District LEA
7309000	PANGBURN SCHOOL DISTRICT	7401000	AUGUSTA SCHOOL DISTRICT	7509000	WESTERN YELL CO. SCHOOL DIST.	
7310000	ROSE BUD SCHOOL DISTRICT	7403000	MCCRORY SCHOOL DISTRICT	7510000	TWO RIVERS SCHOOL DISTRICT	
7311000	SEARCY SCHOOL DISTRICT	7503000	DANVILLE SCHOOL DISTRICT	7601000	LITTLE ROCK SD - MAGNET	
7320000	WILBUR D. MILLS EDUC. CO-OP	7504000	DARDANELLE SCHOOL DISTRICT			

ARKANSAS SCHOOLS AND LOCAL EDUCATION AGENCY NUMBERS

LEA	School	LEA	School	LEA	School LEA School
0101001	DEWITT ELEMENTARY SCHOOL	0401017	BRIGHT FIELD MIDDLE SCHOOL	0501001	ALPENA ELEMENTARY SCHOOL
0101003	DEWITT MIDDLE SCHOOL	0402008	DECATUR NORTHSIDE ELEMENTARY	0501002	ALPENA HIGH SCHOOL
0101004	DEWITT HIGH SCHOOL	0402009	DECATUR HIGH SCHOOL	0502006	BERGMAN ELEMENTARY SCHOOL
0101008	GILLETT ELEMENTARY SCHOOL	0403013	GENTRY INTERMEDIATE SCHOOL	0502007	BERGMAN HIGH SCHOOL
0104021	PARK AVENUE ELEMENTARY SCHOOL	0403014	GENTRY HIGH SCHOOL	0502008	BERGMAN MIDDLE SCHOOL
0104023	MEEKINS MIDDLE SCHOOL	0403015	GENTRY MIDDLE SCHOOL	0503011	EAGLE HEIGHTS ELEM. SCHOOL
0104025	STUTTGART HIGH SCHOOL	0403016	GENTRY PRIMARY SCHOOL	0503012	FOREST HEIGHTS ELEM. SCHOOL
0104026	STUTTGART JUNIOR HIGH SCHOOL	0404022	GRAVETTE HIGH SCHOOL	0503013	SKYLINE HEIGHTS ELEM. SCHOOL
0201001	CROSSETT ELEMENTARY SCHOOL	0404023	GLENN DUFFY ELEMENTARY SCHOOL	0503014	WOODLAND HEIGHTS ELEM. SCHOOL
0201006	CROSSETT HIGH SCHOOL	0404024	GRAVETTE MIDDLE SCHOOL	0503015	HARRISON JR. HIGH SCHOOL
0201008	CROSSETT MIDDLE SCHOOL	0404025	GRAVETTE UPPER ELEMENTARY	0503016	HARRISON HIGH SCHOOL
0203017	HAMBURG MIDDLE SCHOOL	0405031	EASTSIDE ELEMENTARY SCHOOL	0503018	HARRISON MIDDLE SCHOOL
0203018	HAMBURG HIGH SCHOOL	0405032	GARFIELD ELEMENTARY SCHOOL	0504022	OMAHA ELEMENTARY SCHOOL
0203019	WILMOT ELEMENTARY SCHOOL	0405033	LOWELL ELEMENTARY SCHOOL	0504023	OMAHA HIGH SCHOOL
0203020	NOBLE/ALLBRITTON ELEMENTARY SC	0405034	NORTHSIDE ELEMENTARY SCHOOL	0505026	VALLEY SPRINGS ELEM. SCHOOL
0203027	PORTLAND ELEMENTARY SCHOOL	0405036	WESTSIDE ELEMENTARY SCHOOL	0505027	VALLEY SPRINGS HIGH SCHOOL
0302006	AMANDA GIST ELEMENTARY SCHOOL	0405037	ELMWOOD MIDDLE SCHOOL	0505028	VALLEY SPRINGS MIDDLE SCHOOL
0302007	COTTER HIGH SCHOOL	0405039	OAKDALE MIDDLE SCHOOL	0506031	LEAD HILL ELEMENTARY SCHOOL
0303013	NELSON WILKS HERRON ELEMENTARY	0405040	GRACE HILL ELEMENTARY SCHOOL	0506032	LEAD HILL HIGH SCHOOL
0303014	PINKSTON MIDDLE SCHOOL	0405041	BONNIE GRIMES ELEM. SCHOOL	0601006	HERMITAGE ELEMENTARY SCHOOL
0303018	MOUNTAIN HOME KINDERGARTEN	0405042	REAGAN ELEMENTARY SCHOOL	0601007	HERMITAGE HIGH SCHOOL
0303019	MOUNTAIN HOME JR. HIGH SCHOOL	0405043	FRANK TILLERY ELEM. SCHOOL	0602013	THOMAS C. BRUNSON ELEM. SCHOOL
0303024	HACKLER INTERMEDIATE SCHOOL	0405044	JOE MATHIAS ELEMENTARY SCHOOL	0602014	WARREN HIGH SCHOOL
0303703	MTN HOME HIGH CAREER ACADEMICS	0405045	KIRKSEY MIDDLE SCHOOL	0602015	WARREN MIDDLE SCHOOL
0304021	NORFORK ELEMENTARY SCHOOL	0405046	LINGLE MIDDLE SCHOOL	0602701	EASTSIDE NEW VISION CHARTER SC
0304022	NORFORK HIGH SCHOOL	0405047	BELLVIEW ELEMENTARY	0701001	HAMPTON ELEMENTARY SCHOOL
0401001	THOMAS JEFFERSON ELEM. SCHOOL	0405048	ROGERS HIGH SCHOOL	0701002	HAMPTON HIGH SCHOOL
0401002	WASHINGTON JUNIOR HIGH SCHOOL	0405049	JONES ELEMENTARY SCHOOL	0801001	BERRYVILLE ELEMENTARY SCHOOL
0401003	BENTONVILLE HIGH SCHOOL	0405050	ELZA R. TUCKER ELEM. SCHOOL	0801002	BERRYVILLE HIGH SCHOOL
0401004	R.E. BAKER ELEMENTARY SCHOOL	0405051	OLD WIRE ELEMENTARY SCHOOL	0801003	BERRYVILLE MIDDLE SCHOOL
0401005	OLD HIGH MIDDLE SCHOOL	0405052	ROGERS HERITAGE HIGH SCHOOL	0801004	BERRYVILLE INTERMEDIATE SCH
0401006	SUGAR CREEK ELEMENTARY SCHOOL	0406046	NORTHSIDE ELEMENTARY SCHOOL	0802006	EUREKA SPRINGS ELEM. SCHOOL
0401007	APPLE GLEN ELEMENTARY SCHOOL	0406047	SOUTHSIDE ELEMENTARY SCHOOL	0802007	EUREKA SPRINGS HIGH SCHOOL
0401008	ARDIS ANN MIDDLE SCHOOL	0406048	DELBERT "PETE" & PAT ALLEN ELE	0802008	EUREKA SPRINGS MIDDLE SCHOOL
0401009	ELM TREE ELEMENTARY SCHOOL	0406049	SILOAM SPRINGS MIDDLE SCHOOL	0803011	GREEN FOREST ELEMENTARY SCHOOL
0401010	LINCOLN JUNIOR HIGH SCHOOL	0406050	SILOAM SPRINGS HIGH SCHOOL	0803012	GREEN FOREST HIGH SCHOOL
0401011	MARY MAE JONES ELEM. SCHOOL	0407025	PEA RIDGE PRIMARY SCHOOL	0803013	GREEN FOREST INTERMED SCHOOL
0401012	CENTRAL PARK AT MORNING STAR	0407026	PEA RIDGE INTERMEDIATE SCHOOL	0901001	DERMOTT ELEMENTARY SCHOOL
0401013	RUTH BARKER MIDDLE SCHOOL	0407027	PEA RIDGE HIGH SCHOOL	0901003	DERMOTT HIGH SCHOOL
0401014	CENTERTON GAMBLE ELEMENTARY	0407028	PEA RIDGE MIDDLE SCHOOL	0903007	EUDORA ELEMENTARY SCHOOL
0401015	COOPER ELEMENTARY SCHOOL	0440701	BENTON COUNTY SCHOOL OF ARTS	0903016	LAKESIDE ELEMENTARY SCHOOL
0401016	WILLOWBROOK ELEMENTARY SCHOOL	0440703	BENTON CTY SCHOOL OF ARTS HIGH	0903017	LAKESIDE MIDDLE SCHOOL

ARKANSAS SCHOOLS AND LOCAL EDUCATION AGENCY NUMBERS

LEA	School	LEA	School	LEA	School LEA School
0903018	LAKESIDE HIGH SCHOOL	1505025	WONDERVIEW ELEMENTARY SCHOOL	1701001	ALMA INTERMEDIATE SCHOOL
1002006	CENTRAL PRIMARY SCHOOL	1505026	WONDERVIEW HIGH SCHOOL	1701002	ALMA HIGH SCHOOL
1002007	LOUISA PERRITT PRIMARY	1507029	MORRILTON ELEMENTARY SCHOOL	1701003	ALMA MIDDLE SCHOOL
1002008	PEAKE ELEMENTARY SCHOOL	1507031	MORRILTON INTERMEDIATE SCHOOL	1701004	ALMA PRIMARY SCHOOL
1002009	GOZA MIDDLE SCHOOL	1507032	MORRILTON PRIMARY SCHOOL	1702008	CEDARVILLE ELEMENTARY SCHOOL
1002010	ARKADELPHIA HIGH SCHOOL	1507036	MORRILTON SR. HIGH SCHOOL	1702009	CEDARVILLE HIGH SCHOOL
1003016	GURDON PRIMARY SCHOOL	1507037	MORRILTON JUNIOR HIGH SCHOOL	1702010	CEDARVILLE MIDDLE SCHOOL
1003017	CABE MIDDLE SCHOOL	1601001	BAY ELEMENTARY SCHOOL	1703012	MOUNTAINBURG ELEMENTARY SCHOOL
1003018	GURDON HIGH SCHOOL	1601002	BAY HIGH SCHOOL	1703013	MOUNTAINBURG HIGH SCHOOL
1101004	CORNING HIGH SCHOOL	1602055	WESTSIDE HIGH SCHOOL	1703022	MOUNTAINBURG MIDDLE SCHOOL
1101005	CENTRAL ELEMENTARY SCHOOL	1602056	WESTSIDE ELEMENTARY SCHOOL	1704016	MARVIN PRIMARY SCHOOL
1101006	PARK ELEMENTARY SCHOOL	1602058	WESTSIDE MIDDLE SCHOOL	1704017	MULBERRY HIGH SCHOOL
1104017	PIGGOTT ELEMENTARY SCHOOL	1603006	BROOKLAND ELEMENTARY SCHOOL	1704018	PLEASANT VIEW JUNIOR HIGH
1104018	PIGGOTT HIGH SCHOOL	1603007	BROOKLAND HIGH SCHOOL	1704022	MILLSAP INTERMEDIATE SCHOOL
1106022	RECTOR ELEMENTARY SCHOOL	1603009	BROOKLAND MIDDLE SCHOOL	1705020	CITY HEIGHTS ELEMENTARY SCHOOL
1106023	RECTOR HIGH SCHOOL	1603010	BROOKLAND JUNIOR HIGH SCHOOL	1705022	KING ELEMENTARY SCHOOL
1201001	CONCORD ELEMENTARY SCHOOL	1605060	BUFFALO IS. CENTRAL WEST ELEM.	1705025	CENTRAL ELEMENTARY SCHOOL
1201002	CONCORD HIGH SCHOOL	1605061	BUFFALO IS. CENTRAL EAST ELEM.	1705026	BUTTERFIELD TRAIL MIDDLE SCHOOL
1202005	HEBER SPRINGS ELEM. SCHOOL	1605062	BUFFALO IS. CENTRAL JHS	1705027	VAN BUREN HIGH SCHOOL
1202006	HEBER SPRINGS HIGH SCHOOL	1605063	BUFFALO IS. CENTRAL HS	1705029	JAMES R. TATE ELEM. SCHOOL
1202007	HEBER SPRINGS MIDDLE SCHOOL	1608015	EARLY CHILDHOOD LEARNING CNTR	1705030	PARKVIEW ELEMENTARY SCHOOL
1203010	QUITMAN ELEMENTARY SCHOOL	1608017	MATH & SCIENCE MAGNET SCHOOL	1705032	RENA ELEMENTARY SCHOOL
1203011	QUITMAN HIGH SCHOOL	1608019	VISUAL & PERFORMING ART MAGNET	1705033	NORTHRIDGE MIDDLE SCHOOL
1204014	WEST SIDE ELEMENTARY SCHOOL	1608020	HEALTH/WELLNESS ENVI MAGNET	1802005	EARLE ELEMENTARY SCHOOL
1204015	WEST SIDE HIGH SCHOOL	1608021	INTERNATIONAL STUDIES MAGNET	1802007	EARLE HIGH SCHOOL
1304014	WOODLAWN ELEMENTARY SCHOOL	1608022	MICROSOCIETY MAGNET SCHOOL	1803025	BRAGG ELEMENTARY SCHOOL
1304015	WOODLAWN HIGH SCHOOL	1608023	ANNIE CAMP JR. HIGH SCHOOL	1803026	FAULK ELEMENTARY SCHOOL
1305001	KINGSLAND ELEMENTARY SCHOOL	1608024	DOUGLAS MACARTHUR JHS	1803027	JACKSON ELEMENTARY SCHOOL
1305009	RISON ELEMENTARY SCHOOL	1608025	JONESBORO HIGH SCHOOL	1803028	MADDUX ELEMENTARY SCHOOL
1305010	RISON HIGH SCHOOL	1608026	KINDERGARTEN CENTER	1803029	RICHLAND ELEMENTARY SCHOOL
1402006	CENTRAL ELEMENTARY SCHOOL	1611039	FOX MEADOW ELEMENTARY	1803030	WEAVER ELEMENTARY SCHOOL
1402007	EAST SIDE ELEMENTARY SCHOOL	1611040	UNIVERSITY HGTS. ELEM. SCHOOL	1803032	WONDER ELEMENTARY SCHOOL
1402008	MAGNOLIA JR. HIGH SCHOOL	1611041	NETTLETON JUNIOR HIGH SCHOOL	1803033	EAST JUNIOR HIGH SCHOOL
1402009	MAGNOLIA HIGH SCHOOL	1611042	NETTLETON HIGH SCHOOL	1803034	WEST JUNIOR HIGH SCHOOL
1402031	WALKER PRE-K CENTER	1611043	NETTLETON INTERMEDIATE CENTER	1803035	WONDER JUNIOR HIGH SCHOOL
1408001	EMERSON ELEMENTARY SCHOOL	1611045	FOX MEADOW INTERMEDIATE CENTER	1803036	WEST MEMPHIS HIGH SCHOOL
1408002	EMERSON HIGH SCHOOL	1611046	NETTLETON MIDDLE SCHOOL	1804011	AVONDALE ELEMENTARY SCHOOL
1408018	TAYLOR ELEMENTARY SCHOOL	1612047	VALLEY VIEW ELEMENTARY SCHOOL	1804012	MARION ELEMENTARY SCHOOL
1408019	TAYLOR HIGH SCHOOL	1612048	VALLEY VIEW HIGH SCHOOL	1804014	MARION JUNIOR HIGH SCHOOL
1503016	NEMO VISTA ELEMENTARY SCHOOL	1613010	RIVERSIDE EAST ELEM. SCHOOL	1804015	MARION HIGH SCHOOL
1503017	NEMO VISTA HIGH SCHOOL	1613021	RIVERSIDE HIGH SCHOOL	1804016	MARION MIDDLE SCHOOL
1503018	NEMO VISTA MIDDLE SCHOOL	1613031	RIVERSIDE WEST ELEM. SCHOOL	1804017	MARION INTERMEDIATE SCHOOL

ARKANSAS SCHOOLS AND LOCAL EDUCATION AGENCY NUMBERS

LEA	School	LEA	School	LEA	School LEA School
1901701	CROSS COUNTY ELE TECH ACADEMY	2303020	GREENBRIER JUNIOR HIGH SCHOOL	2603023	LANGSTON MAGNET SCHOOL
1901703	CROSS CNTY HIGH A NEW TECH SCH	2303021	GREENBRIER WOOSTER ELEMENTARY	2603024	HOT SPRINGS INTERMEDIATE SCHOO
1905014	WYNNE PRIMARY SCHOOL	2304021	GUY-PERKINS ELEMENTARY SCHOOL	2604029	JESSIEVILLE ELEMENTARY SCHOOL
1905015	WYNNE INTERMEDIATE SCHOOL	2304022	GUY-PERKINS HIGH SCHOOL	2604030	JESSIEVILLE HIGH SCHOOL
1905016	WYNNE JUNIOR HIGH SCHOOL	2305025	MAYFLOWER ELEMENTARY SCHOOL	2604031	JESSIEVILLE MIDDLE SCHOOL
1905017	WYNNE HIGH SCHOOL	2305026	MAYFLOWER HIGH SCHOOL	2605033	LAKE HAMILTON ELEMENTARY SCH
2002007	FORDYCE HIGH SCHOOL	2305027	MAYFLOWER MIDDLE SCHOOL	2605034	LAKE HAMILTON HIGH SCHOOL
2002008	FORDYCE ELEMENTARY SCHOOLS	2306029	MT. VERNON/ENOLA ELEM. SCHOOL	2605035	LAKE HAMILTON JR. HIGH SCHOOL
2002009	FORDYCE MIDDLE SCHOOL	2306030	MT. VERNON/ENOLA HIGH SCHOOL	2605036	LAKE HAMILTON INTERM. SCHOOL
2104017	CENTRAL ELEMENTARY SCHOOL	2307033	VILONIA ELEMENTARY SCHOOL	2605037	LAKE HAMILTON MIDDLE SCHOOL
2104020	DUMAS JUNIOR HIGH SCHOOL	2307034	VILONIA HIGH SCHOOL	2605038	LAKE HAMILTON PRIMARY SCHOOL
2104021	DUMAS HIGH SCHOOL	2307035	VILONIA PRIMARY SCHOOL	2606039	LAKESIDE PRIMARY SCHOOL
2104024	REED ELEMENTARY SCHOOL	2307036	VILONIA JUNIOR HIGH SCHOOL	2606042	LAKESIDE INTERMEDIATE SCHOOL
2105026	MCGEHEE ELEMENTARY SCHOOL	2307037	VILONIA MIDDLE SCHOOL	2606043	LAKESIDE MIDDLE SCHOOL
2105028	MCGEHEE HIGH SCHOOL	2307701	ACADEMY OF TECHNOLOGY	2606044	LAKESIDE HIGH SCHOOL
2202004	DREW CENTRAL ELEM. SCHOOL	2307702	ACADEMY OF SERVICE & TECH	2607046	MOUNTAIN PINE ELEM. SCHOOL
2202005	DREW CENTRAL HIGH SCHOOL	2402006	CHARLESTON ELEMENTARY SCHOOL	2607047	MOUNTAIN PINE HIGH SCHOOL
2202007	DREW CENTRAL MIDDLE SCHOOL	2402007	CHARLESTON HIGH SCHOOL	2703009	POYEN ELEMENTARY SCHOOL
2203010	MONTICELLO ELEMENTARY SCHOOL	2403011	COUNTY LINE ELEMENTARY SCHOOL	2703010	POYEN HIGH SCHOOL
2203011	MONTICELLO MIDDLE SCHOOL	2403012	COUNTY LINE HIGH SCHOOL	2705018	EAST END ELEMENTARY SCHOOL
2203012	MONTICELLO HIGH SCHOOL	2404004	OZARK MIDDLE SCHOOL	2705019	SHERIDAN ELEMENTARY SCHOOL
2203014	MONTICELLO INTERMEDIATE SCHOOL	2404005	OZARK KINDERGARTEN SCHOOL	2705020	SHERIDAN MIDDLE SCHOOL
2301001	IDA BURNS ELEMENTARY SCHOOL	2404015	ELGIN B. MILTON ELEM. SCHOOL	2705021	SHERIDAN HIGH SCHOOL
2301003	ELLEN SMITH ELEMENTARY SCHOOL	2404016	OZARK JUNIOR HIGH SCHOOL	2705023	SHERIDAN INTERMEDIATE SCHOOL
2301004	CARL STUART MIDDLE SCHOOL	2404017	OZARK HIGH SCHOOL	2705024	EAST END INTERMEDIATE SCHOOL
2301006	CONWAY HIGH SCHOOL	2501001	MAMMOTH SPRING ELEM. SCHOOL	2803016	MARMADUKE ELEMENTARY SCHOOL
2301007	SALLIE CONE PRESCHOOL	2501002	MAMMOTH SPRING HIGH SCHOOL	2803017	MARMADUKE HIGH SCHOOL
2301008	JULIA LEE MOORE ELEM. SCHOOL	2502005	SALEM ELEMENTARY SCHOOL	2807004	GREENE CTY TECH ELEM. SCHOOL
2301009	FLORENCE MATTISON ELEM. SCHOOL	2502006	SALEM HIGH SCHOOL	2807007	GREENE CO. TECH MIDDLE SCHOOL
2301010	MARGUERITE VANN ELEM. SCHOOL	2503009	VIOLA ELEMENTARY SCHOOL	2807008	GREENE CO. TECH HIGH SCHOOL
2301011	JIM STONE ELEMENTARY SCHOOL	2503010	VIOLA HIGH SCHOOL	2807009	GREEN CO. TECH JR. HIGH SCHOOL
2301012	THEODORE JONES ELEM. SCHOOL	2601001	CUTTER-MORNING STAR ELEM. SCH.	2807010	GREENE CO. TECH PRIMARY SCHOOL
2301013	BOB COURTWAY MIDDLE SCHOOL	2601002	CUTTER-MORNING STAR HIGH SCH.	2807011	GREENE CTY TECH INTERMEDIATE
2301016	RUTH DOYLE MIDDLE SCHOOL	2602005	FOUNTAIN LAKE ELEMENTARY	2808024	BALDWIN ELEMENTARY SCHOOL
2301017	RAY/PHYLLIS SIMON MIDDLE SCHOO	2602006	FOUNTAIN LAKE HIGH SCHOOL	2808027	WOODROW WILSON ELEM. SCHOOL
2301018	WOODROW CUMMINS ELEMENTARY SCH	2602007	FOUNTAIN LAKE MIDDLE SCHOOL	2808028	OAK GROVE MIDDLE SCHOOL
2301019	CAROLYN LEWIS ELEMENTARY SCHOO	2603011	GARDNER MAGNET SCHOOL	2808042	PARAGOULD JUNIOR HIGH
2301020	CONWAY JUNIOR HIGH SCHOOL	2603013	SUMMIT SCHOOL	2808043	PARAGOULD HIGH SCHOOL
2303016	GREENBRIER EASTSIDE ELEMENTARY	2603015	OAKLAWN MAGNET SCHOOL	2808701	OAK GROVE ELEM HEALTH WELLNESS
2303017	GREENBRIER HIGH SCHOOL	2603016	PARK MAGNET SCHOOL	2901001	BLEVINS ELEMENTARY SCHOOL
2303018	GREENBRIER MIDDLE SCHOOL	2603020	HOT SPRINGS MIDDLE SCHOOL	2901002	BLEVINS HIGH SCHOOL
2303019	GREENBRIER WESTSIDE ELEMENTARY	2603021	HOT SPRINGS HIGH SCHOOL	2903007	WM. JEFFERSON CLINTON PRIMARY

ARKANSAS SCHOOLS AND LOCAL EDUCATION AGENCY NUMBERS

LEA	School	LEA	School	LEA	School LEA School
2903008	BERYL HENRY UPPER ELEM. SCHOOL	3212010	CORD-CHARLOTTE ELEM. SCHOOL	3510080	TAYLOR ELEMENTARY SCHOOL
2903011	YERGER JUNIOR HIGH SCHOOL	3212026	NEWARK ELEMENTARY SCHOOL	3510081	WHITE HALL MIDDLE SCHOOL
2903012	HOPE HIGH SCHOOL	3212027	CEDAR RIDGE HIGH SCHOOL	3510084	GANDY ELEMENTARY SCHOOL
2903013	GARLAND LEARNING CENTER	3301001	CALICO ROCK ELEMENTARY SCHOOL	3541701	PINE BLUFF LIGHTHOUSE ACADEMY
2906025	SPRING HILL ELEMENTARY SCHOOL	3301002	CALICO ROCK HIGH SCHOOL	3541702	PB LIGHTHOUSE UPPER ACADEMY
2906026	SPRING HILL HIGH SCHOOL	3302005	MELBOURNE ELEMENTARY SCHOOL	3599001	DEPT. OF CORRECTION
3001001	BISMARCK ELEMENTARY SCHOOL	3302006	MELBOURNE HIGH SCHOOL	3601001	PYRON ELEMENTARY SCHOOL
3001002	BISMARCK MIDDLE SCHOOL	3302010	MOUNT PLEASANT ELEM. SCHOOL	3601002	KRAUS MIDDLE SCHOOL
3001003	BISMARCK HIGH SCHOOL	3306014	IZARD CO. CONS. ELEM. SCHOOL	3601003	CLARKSVILLE PRIMARY SCHOOL
3002007	GLEN ROSE ELEMENTARY SCHOOL	3306015	IZARD CO. CONS. HIGH SCHOOL	3601004	CLARKSVILLE JUNIOR HIGH SCHOOL
3002009	GLEN ROSE HIGH SCHOOL	3306016	IZARD COUNTY CONS MIDDLE SCH	3601005	CLARKSVILLE HIGH SCHOOL
3002010	GLEN ROSE MIDDLE SCHOOL	3403012	NEWPORT JUNIOR HIGH SCHOOL	3604018	LAMAR ELEMENTARY SCHOOL
3003013	MAGNET COVE ELEMENTARY SCHOOL	3403013	NEWPORT HIGH SCHOOL	3604019	LAMAR HIGH SCHOOL
3003014	MAGNET COVE HIGH SCHOOL	3403014	NEWPORT ELEMENTARY SCHOOL	3604020	LAMAR MIDDLE SCHOOL
3004021	MALVERN ELEMENTARY SCHOOL	3405019	SWIFTON MIDDLE SCHOOL	3606025	WESTSIDE ELEMENTARY SCHOOL
3004022	MALVERN MIDDLE SCHOOL	3405024	TUCKERMAN ELEMENTARY SCHOOL	3606026	WESTSIDE HIGH SCHOOL
3004023	MALVERN HIGH SCHOOL	3405025	TUCKERMAN HIGH SCHOOL	3701001	BRADLEY ELEMENTARY SCHOOL
3004025	WILSON INTERMEDIATE SCHOOL	3502005	ALTHEIMER-MARTIN ELEMENTARY	3701002	BRADLEY HIGH SCHOOL
3005029	OUACHITA ELEMENTARY SCHOOL	3502006	MATTHEWS ELEMENTARY SCHOOL	3704007	LAFAYETTE COUNTY ELEMENTARY
3005030	OUACHITA HIGH SCHOOL	3502009	ROBERT F MOREHEAD MIDDLE SCHOO	3704013	LAFAYETTE COUNTY HIGH SCHOOL
3102001	JOANN WALTERS ELEMENTARY SCH	3502010	DOLLARWAY HIGH SCHOOL	3804009	HOXIE ELEMENTARY SCHOOL
3102002	DIERKS HIGH SCHOOL	3502011	TOWNSEND PARK ELEMENTARY SCHOO	3804010	HOXIE HIGH SCHOOL
3104005	MINERAL SPRINGS ELEM. SCHOOL	3505025	BELAIR MIDDLE SCHOOL	3806018	SLOAN-HENDRIX ELEM. SCHOOL
3104006	MINERAL SPRINGS HIGH SCHOOL	3505026	BROADMOOR ELEMENTARY SCHOOL	3806019	SLOAN-HENDRIX HIGH SCHOOL
3104021	SARATOGA ELEMENTARY SCHOOL	3505030	GREENVILLE ELEMENTARY SCHOOL	3806020	SLOAN-HENDRIX MIDDLE SCHOOL
3104022	SARATOGA HIGH SCHOOL	3505034	OAK PARK ELEMENTARY SCHOOL	3809014	HILLCREST ELEMENTARY SCHOOL
3105009	NASHVILLE ELEMENTARY SCHOOL	3505036	THIRTY-FOURTH AVE. ELEM. SCH.	3809023	HILLCREST HIGH SCHOOL
3105010	NASHVILLE JUNIOR HIGH SCHOOL	3505037	SOUTHWOOD ELEMENTARY SCHOOL	3810001	BLACK ROCK ELEMENTARY SCHOOL
3105011	NASHVILLE HIGH SCHOOL	3505041	SOUTHEAST MIDDLE SCHOOL	3810002	BLACK ROCK HIGH SCHOOL
3105012	NASHVILLE PRIMARY SCHOOL	3505042	PINE BLUFF HIGH SCHOOL	3810026	WALNUT RIDGE ELEMENTARY SCHOOL
3201001	CENTRAL ELEMENTARY SCHOOL	3505044	JACK ROBEBY JR. HIGH SCHOOL	3810027	WALNUT RIDGE HIGH SCHOOL
3201003	WEST ELEMENTARY SCHOOL	3505046	W. T. CHENEY ELEMENTARY SCHOOL	3840701	IMBODEN AREA CHARTER SCHOOL
3201004	BATESVILLE JUNIOR HIGH SCHOOL	3505047	FORREST PARK PREP PRESCHOOL	3904005	WHITTEN ELEMENTARY SCHOOL
3201005	BATESVILLE HIGH SCHOOL	3509063	EDGEWOOD ELEMENTARY SCHOOL	3904010	ANNA STRONG INTERMEDIATE SCHOO
3201009	EAGLE MOUNTAIN ELEM SCHOOL	3509064	L. L. OWEN ELEMENTARY SCHOOL	3904011	LEE HIGH SCHOOL
3201042	SULPHUR ROCK ELEMENTARY	3509066	COLEMAN ELEMENTARY SCHOOL	4003014	BROWN ELEMENTARY SCHOOL
3209038	SOUTHSIDE ELEMENTARY SCHOOL	3509067	WATSON CHAPEL HIGH SCHOOL	4003015	STAR CITY MIDDLE SCHOOL
3209039	SOUTHSIDE HIGH SCHOOL	3509068	WATSON CHAPEL JR. HIGH SCHOOL	4003016	STAR CITY HIGH SCHOOL
3209041	SOUTHSIDE MIDDLE SCHOOL	3510076	WHITE HALL HIGH SCHOOL	4101001	L.F. HENDERSON INTERM. SCH.
3209042	SOUTHSIDE JUNIOR HIGH SCHOOL	3510077	REDFIELD MIDDLE SCHOOL	4101002	C. D. FRANKS ELEMENTARY SCHOOL
3211022	MIDLAND ELEMENTARY SCHOOL	3510078	HARDIN ELEMENTARY SCHOOL	4101003	ASHDOWN JUNIOR HIGH SCHOOL
3211035	MIDLAND HIGH SCHOOL	3510079	MOODY ELEMENTARY SCHOOL	4101004	ASHDOWN HIGH SCHOOL

ARKANSAS SCHOOLS AND LOCAL EDUCATION AGENCY NUMBERS

LEA	School	LEA	School	LEA	School LEA School
4101005	MARGARET DANIELS PRIMARY	4401011	ST. PAUL ELEMENTARY SCHOOL	4801001	C.B. PARTEE ELEMENTARY SCHOOL
4102008	OSCAR HAMILTON ELEMENTARY SCH	4401012	ST. PAUL HIGH SCHOOL	4801003	BRINKLEY HIGH SCHOOL
4102010	FOREMAN HIGH SCHOOL	4501001	FLIPPIN ELEMENTARY SCHOOL	4802008	CLARENDON ELEMENTARY SCHOOL
4201001	BOONEVILLE ELEMENTARY SCHOOL	4501002	FLIPPIN HIGH SCHOOL	4802010	CLARENDON HIGH SCHOOL
4201002	BOONEVILLE HIGH SCHOOL	4501003	FLIPPIN MIDDLE SCHOOL	4901001	CADDO HILLS ELEMENTARY SCHOOL
4201003	BOONEVILLE JR HIGH SCHOOL	4502005	YELLVILLE-SUMMIT ELEM. SCHOOL	4901003	CADDO HILLS HIGH SCHOOL
4202007	MAGAZINE ELEMENTARY SCHOOL	4502006	YELLVILLE-SUMMIT HIGH SCHOOL	4902006	MOUNT IDA ELEMENTARY SCHOOL
4202008	J.D. LEFTWICH HIGH SCHOOL	4602005	GENOA CENTRAL ELEM. SCHOOL	4902007	MOUNT IDA HIGH SCHOOL
4203011	PARIS ELEMENTARY SCHOOL	4602006	GENOA CENTRAL HIGH SCHOOL	5006022	PRESCOTT ELEMENTARY SCHOOL
4203012	PARIS HIGH SCHOOL	4602007	GARY E. COBB MIDDLE SCHOOL	5006023	MCRAE MIDDLE SCHOOL
4203013	PARIS MIDDLE SCHOOL	4603009	FOUKE ELEMENTARY SCHOOL	5006024	PRESCOTT HIGH SCHOOL
4204016	SCRANTON ELEMENTARY SCHOOL	4603010	FOUKE HIGH SCHOOL	5008013	NEVADA ELEMENTARY SCHOOL
4204019	SCRANTON HIGH SCHOOL	4603011	PAULETTE SMITH MIDDLE SCHOOL	5008014	NEVADA HIGH SCHOOL
4301027	LONOKE ELEMENTARY SCHOOL	4605019	COLLEGE HILL ELEMENTARY SCHOOL	5102005	JASPER ELEMENTARY SCHOOL
4301028	LONOKE MIDDLE SCHOOL	4605020	FAIRVIEW ELEMENTARY SCHOOL	5102006	JASPER HIGH SCHOOL
4301029	LONOKE HIGH SCHOOL	4605021	VERA KILPATRICK ELEM. SCHOOL	5102007	KINGSTON ELEMENTARY SCHOOL
4301030	LONOKE PRIMARY SCHOOL	4605022	UNION ELEMENTARY SCHOOL	5102008	KINGSTON HIGH SCHOOL
4302017	ENGLAND ELEMENTARY SCHOOL	4605024	COLLEGE HILL MIDDLE	5102023	OARK ELEMENTARY SCHOOL
4302018	ENGLAND HIGH SCHOOL	4605025	NORTH HEIGHTS JR. HIGH SCHOOL	5102024	OARK HIGH SCHOOL
4303012	CARLISLE ELEMENTARY SCHOOL	4605026	ARKANSAS HIGH SCHOOL	5106001	DEER ELEMENTARY SCHOOL
4303013	CARLISLE HIGH SCHOOL	4605027	EDWARD D. TRICE ELEM. SCHOOL	5106002	DEER HIGH SCHOOL
4304001	EASTSIDE ELEMENTARY SCHOOL	4701001	ARMOREL ELEMENTARY SCHOOL	5106009	MOUNT JUDEA ELEMENTARY SCHOOL
4304002	CENTRAL ELEMENTARY SCHOOL	4701002	ARMOREL HIGH SCHOOL	5106010	MOUNT JUDEA HIGH SCHOOL
4304004	CABOT JUNIOR HIGH SOUTH	4702006	CENTRAL ELEMENTARY SCHOOL	5201001	BEARDEN ELEMENTARY SCHOOL
4304005	CABOT HIGH SCHOOL	4702008	BLYTHEVILLE PRIMARY SCHOOL	5201002	BEARDEN HIGH SCHOOL
4304006	WESTSIDE ELEMENTARY SCHOOL	4702011	BLYTHEVILLE INTERMEDIATE SCH	5204021	FAIRVIEW ELEMENTARY SCHOOL
4304007	SOUTHSIDE ELEMENTARY SCHOOL	4702012	BLYTHEVILLE MIDDLE SCHOOL	5204023	CAMDEN FAIRVIEW HIGH SCHOOL
4304008	NORTHSIDE ELEMENTARY SCHOOL	4702013	BLYTHEVILLE HIGH SCHOOL	5204025	IVORY PRIMARY SCHOOL
4304009	WARD CENTRAL ELEMENTARY	4702703	BLYTHEVILLE CHARTER SCHOOL&ALC	5204026	CAMDEN FAIRVIEW INTERMEDIATE
4304010	CABOT MIDDLE SCHOOL SOUTH	4706039	SO MISS COUNTY ELEM AT LUXORA	5204028	CAMDEN FAIRVIEW MIDDLE SCHOOL
4304011	CABOT JUNIOR HIGH NORTH	4706040	SOUTH MISS CTY ELEM @ WILSON	5205011	SPARKMAN ELEMENTARY SCHOOL
4304012	CABOT MIDDLE SCHOOL NORTH	4706059	SO MISS COUNTY ELEM AT KEISER	5205012	SPARKMAN HIGH SCHOOL
4304013	MAGNESS CREEK ELEMENTARY	4706066	RIVERCREST HIGH SCHOOL	5205028	HARMONY GROVE ELEM. SCHOOL
4304014	STAGECOACH ELEMENTARY SCHOOL	4708028	GOSNELL ELEMENTARY SCHOOL	5205029	HARMONY GROVE HIGH SCHOOL
4304015	MOUNTAIN SPRINGS ELEM SCHOOL	4708031	GOSNELL HIGH SCHOOL	5206032	STEPHENS ELEMENTARY SCHOOL
4304016	CABOT LEARNING(IALE) ACADEMY	4712043	MANILA ELEMENTARY SCHOOL	5206033	STEPHENS HIGH SCHOOL
4304017	CABOT FRESHMAN ACADEMY	4712044	MANILA HIGH SCHOOL	5301001	ANNE WATSON ELEMENTARY SCHOOL
4304703	ACADEMIC CENTER FOR EXCELLENCE	4712045	MANILA MIDDLE SCHOOL	5301002	BIGELOW HIGH SCHOOL
4401001	WATSON PRIMARY SCHOOL	4713051	OSCEOLA HIGH SCHOOL	5303010	PERRYVILLE ELEMENTARY SCHOOL
4401002	HUNTSVILLE MIDDLE SCHOOL	4713052	NORTH ELEMENTARY SCHOOL	5303011	PERRYVILLE HIGH SCHOOL
4401003	HUNTSVILLE HIGH SCHOOL	4713053	CARROLL SMITH ELEMENTARY SCHOO	5401002	BARTON ELEMENTARY SCHOOL
4401004	HUNTSVILLE INTERMEDIATE SCH	4713705	OSCEOLA STEM CHARTER	5401003	BARTON HIGH SCHOOL

ARKANSAS SCHOOLS AND LOCAL EDUCATION AGENCY NUMBERS

LEA	School	LEA	School	LEA	School LEA School
5403019	CENTRAL HIGH SCHOOL	5707018	VAN COVE HIGH SCHOOL	6001020	MCDERMOTT ELEMENTARY SCHOOL
5403020	ELIZA MILLER PRIMARY SCHOOL	5707019	VAN COVE ELEMENTARY SCHOOL	6001021	CARVER MAGNET ELEM. SCHOOL
5403021	ELIZA MILLER ELEMENTARY SCHOOL	5707021	WICKES ELEMENTARY SCHOOL	6001023	FAIR PARK EARLY CHILDHOOD CTR
5404030	MARVELL-ELAINE ELEMENTARY SCH	5707022	WICKES HIGH SCHOOL	6001024	FOREST PARK ELEMENTARY SCHOOL
5404032	MARVELL-ELAINE HIGH SCHOOL	5801001	ATKINS ELEMENTARY SCHOOL	6001025	FRANKLIN INCENTIVE ELEM. SCH.
5440701	KIPP DELTA ELEM LITERACY ACAD	5801002	ATKINS HIGH SCHOOL	6001027	GIBBS MAGNET ELEMENTARY SCHOOL
5440702	KIPP:DELTA COLLEGE PREP SCHOOL	5801003	ATKINS MIDDLE SCHOOL	6001029	WESTERN HILLS ELEM. SCHOOL
5440703	KIPP:DELTA COLLEGIATE HIGH SCH	5802006	DOVER HIGH SCHOOL	6001030	JEFFERSON ELEMENTARY SCHOOL
5440705	KIPP: BLYTHEVILLE COLLEGE PREP	5802008	DOVER MIDDLE SCHOOL	6001033	MEADOWCLIFF ELEMENTARY SCHOOL
5502006	CENTERPOINT PRIMARY SCHOOL	5802009	DOVER ELEMENTARY SCHOOL	6001035	M.L. KING MAGNET ELEM. SCHOOL
5502008	CENTERPOINT INTERMEDIATE SCH	5803009	HECTOR ELEMENTARY SCHOOL	6001038	PULASKI HEIGHTS ELEM. SCHOOL
5502010	CENTERPOINT HIGH SCHOOL	5803010	HECTOR HIGH SCHOOL	6001040	ROMINE INTERDIST. ELEM. SCHOOL
5503010	KIRBY ELEMENTARY SCHOOL	5804013	POTTSVILLE ELEMENTARY SCHOOL	6001041	STEPHENS ELEMENTARY
5503011	KIRBY HIGH SCHOOL	5804014	POTTSVILLE HIGH SCHOOL	6001042	WASHINGTON MAGNET ELEM. SCHOOL
5504001	DELIGHT ELEMENTARY SCHOOL	5804015	POTTSVILLE MIDDLE GRADE	6001043	WILLIAMS MAGNET ELEM. SCHOOL
5504014	MURFREESBORO ELEMENTARY SCHOOL	5804016	POTTSVILLE JUNIOR HIGH SCHOOL	6001044	WILSON ELEMENTARY SCHOOL
5504015	MURFREESBORO HIGH SCHOOL	5805017	CRAWFORD ELEMENTARY SCHOOL	6001045	WOODRUFF EARLY CHILDHOOD CTR
5602005	HARRISBURG ELEMENTARY SCHOOL	5805018	DWIGHT ELEMENTARY SCHOOL	6001047	TERRY ELEMENTARY SCHOOL
5602007	HARRISBURG HIGH SCHOOL	5805019	LONDON ELEMENTARY SCHOOL	6001048	FULBRIGHT ELEMENTARY SCHOOL
5602008	HARRISBURG MIDDLE SCHOOL	5805020	OAKLAND HEIGHTS ELEM. SCHOOL	6001050	ROCKEFELLER INCENTIVE ELEM.
5602031	WEINER ELEMENTARY	5805021	SEQUOYAH ELEMENTARY SCHOOL	6001052	BASELINE ELEMENTARY SCHOOL
5602032	WEINER HIGH SCHOOL	5805022	RUSSELLVILLE MIDDLE SCHOOL	6001055	DAVID O'DODD ELEMENTARY SCHOOL
5604015	MARKED TREE ELEMENTARY SCHOOL	5805023	RUSSELLVILLE JR. HIGH SCHOOL	6001056	GEYER SPRINGS ELEM. SCHOOL
5604017	MARKED TREE HIGH SCHOOL	5805024	RUSSELLVILLE HIGH SCHOOL	6001057	MABELVALE ELEMENTARY SCHOOL
5604018	MARKED TREE MIDDLE SCHOOL	5805025	CENTER VALLEY ELEM. SCHOOL	6001058	OTTER CREEK ELEMENTARY SCHOOL
5605001	TRUMANN INTERMEDIATE SCH 5-6	5805026	RUSSELLVILLE UPPER ELEM. SCH.	6001059	WAKEFIELD ELEMENTARY SCHOOL
5605021	CEDAR PARK ELEMENTARY SCHOOL	5805030	RUSSELLVILLE ALTERNATIVE	6001062	MABELVALE MIDDLE SCHOOL
5605023	TRUMANN HIGH SCHOOL	5901001	DES ARC ELEMENTARY SCHOOL	6001063	J.A. FAIR HIGH SCHOOL
5605024	TRUMANN INTERMEDIATE SCHOOL7-8	5901002	DES ARC HIGH SCHOOL	6001064	MCCLELLAN MAGNET HIGH SCHOOL
5608034	LEPANTO ELEMENTARY	5903011	HAZEN ELEMENTARY SCHOOL	6001067	ALTERNATIVE AGENCIES
5608035	TYRONZA ELEMENTARY	5903012	HAZEN HIGH SCHOOL	6001068	ACCELERATED LEARNING PROGRAM
5608037	EAST POINSETT CO. HIGH SCHOOL	6001001	CENTRAL HIGH SCHOOL	6001070	W.D. HAMILTON LEARNING ACADEMY
5703009	LOUISE DURHAM ELEM. SCHOOL	6001002	HALL HIGH SCHOOL	6001071	WATSON INTERMEDIATE SCHOOL
5703010	HOLLY HARSHMAN ELEM. SCHOOL	6001003	MANN MAGNET MIDDLE SCHOOL	6001072	CHICOT PRIMARY SCHOOL
5703011	MENA MIDDLE SCHOOL	6001005	PARKVIEW MAGNET HIGH SCHOOL	6001073	DON ROBERTS ELEMENTARY SCHOOL
5703012	MENA HIGH SCHOOL	6001006	BOOKER ARTS MAGNET ELEM. SCH.	6001074	FELDER MIDDLE SCH LEARN ACADEM
5706001	ACORN ELEMENTARY SCHOOL	6001007	DUNBAR MAGNET MIDDLE SCHOOL	6001702	CLOVERDALE AEROSPACE TECH CHAR
5706002	ACORN HIGH SCHOOL	6001009	FOREST HEIGHTS MIDDLE SCHOOL	6002050	AMBOY ELEMENTARY SCHOOL
5706010	ODEN MADDOX ELEMENTARY SCHOOL	6001010	PULASKI HEIGHTS MIDDLE SCHOOL	6002054	BOONE PARK ELEMENTARY SCHOOL
5706011	ODEN HIGH SCHOOL	6001013	HENDERSON MIDDLE SCHOOL	6002055	CRESTWOOD ELEMENTARY SCHOOL
5707016	UMPIRE ELEMENTARY SCHOOL	6001017	BALE ELEMENTARY SCHOOL	6002056	GLENVIEW ELEMENTARY SCHOOL
5707017	UMPIRE HIGH SCHOOL	6001018	BRADY ELEMENTARY SCHOOL	6002057	INDIAN HILLS ELEMENTARY SCHOOL

ARKANSAS SCHOOLS AND LOCAL EDUCATION AGENCY NUMBERS

LEA	School	LEA	School	LEA	School LEA School
6002058	LAKEWOOD ELEMENTARY SCHOOL	6003142	PINE FOREST ELEMENTARY SCHOOL	6201702	LINCOLN ACADEMY OF EXCELLENCE
6002060	LYNCH DRIVE ELEMENTARY SCHOOL	6003143	JOE T. ROBINSON MIDDLE SCHOOL	6202022	MILDRED JACKSON ELEM. SCHOOL
6002061	MEADOW PARK ELEMENTARY SCHOOL	6003146	BATES ELEMENTARY SCHOOL	6202024	HUGHES HIGH SCHOOL
6002063	NO. HEIGHTS ELEMENTARY SCHOOL	6003149	MAUMELLE MIDDLE SCHOOL	6205027	PALESTINE-WHEATLEY ELEM. SCH.
6002064	PARK HILL ELEMENTARY SCHOOL	6003150	CHENAL ELEMENTARY SCHOOL	6205028	PALESTINE-WHEATLEY SENIOR HIGH
6002065	PIKE VIEW ELEMENTARY SCHOOL	6003151	MAUMELLE HIGH SCHOOL	6205031	PALESTINE-WHEATLEY MIDDLE SCH.
6002067	REDWOOD PRE-SCHOOL	6040702	ACADEMICS PLUS	6301001	PINE HAVEN ELEMENTARY SCHOOL
6002069	SEVENTH STREET ELEM. SCHOOL	6040703	ACADEMICS PLUS	6301002	BAUXITE HIGH SCHOOL
6002070	LAKEWOOD MIDDLE SCHOOL	6041702	LISA ACADEMY	6301003	BAUXITE MIDDLE SCHOOL
6002080	NORTH LITTLE ROCK ACADEMY	6041703	LISA ACADEMY HIGH	6302006	CALDWELL ELEMENTARY SCHOOL
6002081	RIDGEROAD MIDDLE SCHOOL	6043701	ARK VIRTUAL ACADEMY ELEMENTARY	6302007	ANGIE GRANT ELEMENTARY SCHOOL
6002082	NORTH LITTLE ROCK HIGH SCHOOL	6043702	ARK VIRTUAL ACADEMY MIDDLE SCH	6302008	PERRIN ELEMENTARY SCHOOL
6003090	ADKINS PRE-K CENTER	6044702	COVENANT KEEPERS CHARTER	6302009	RINGGOLD ELEMENTARY SCHOOL
6003092	BAKER INTERDISTRICT ELEM. SCH.	6044703	COVENANT KEEPERS HIGH	6302010	BENTON JUNIOR HIGH SCHOOL
6003093	CRYSTAL HILL ELEMENTARY	6045701	ESTEM ELEMENTARY CHARTER	6302011	BENTON MIDDLE SCHOOL
6003094	BAYOU METO ELEMENTARY SCHOOL	6046702	ESTEM MIDDLE SCHOOL	6302012	BENTON HIGH SCHOOL
6003095	CLINTON ELEMENTARY SCHOOL	6047703	ESTEM HIGH CHARTER	6303018	HILL FARM ELEMENTARY SCHOOL
6003099	WARREN DUPREE ELEM. SCHOOL	6048701	LISA ACADEMY NORTH ELEM	6303020	BRYANT ELEMENTARY SCHOOL
6003102	HARRIS ELEMENTARY SCHOOL	6048702	LISA ACADEMY NORTH MIDDLE	6303022	BRYANT HIGH SCHOOL
6003104	LANDMARK ELEMENTARY SCHOOL	6048703	LISA ACADEMY-NLR HIGH SCHOOL	6303023	SALEM ELEMENTARY SCHOOL
6003105	LAWSON ELEMENTARY SCHOOL	6049701	LITTLE PREP ACADEMY ELEMENTARY	6303024	ROBERT L. DAVIS ELEM. SCHOOL
6003106	TOLLESON ELEMENTARY SCHOOL	6049702	LITTLE ROCK PREP ACADEMY	6303025	SPRINGHILL ELEMENTARY SCHOOL
6003108	OAK GROVE ELEMENTARY SCHOOL	6050701	JACKSONVILLE LIGHTHOUSE CHARTE	6303026	BRYANT MIDDLE SCHOOL
6003110	JOE T. ROBINSON ELEM. SCHOOL	6050702	JACKSONVILLE LIGHTHOUSE MIDDLE	6303027	COLLEGEVILLE ELEMENTARY SCHOOL
6003111	SCOTT ELEMENTARY SCHOOL	6050703	COLLEGE PREP ACADEMY	6303028	BETHEL MIDDLE SCHOOL
6003112	SHERWOOD ELEMENTARY SCHOOL	6050705	FLIGHTLINE UPPER ACADEMY	6303029	HURRICANE CREEK ELEMENTARY
6003113	SYLVAN HILLS ELEMENTARY SCHOOL	6052703	SIATECH HIGH CHARTER	6303036	PARON ELEMENTARY SCHOOL
6003119	JACKSONVILLE MIDDLE SCHOOL	6091001	ARK. SCHOOL FOR THE BLIND ELEM	6304029	WESTBROOK ELEMENTARY SCHOOL
6003120	FULLER MIDDLE SCHOOL	6091002	ARK. SCHOOL FOR THE BLIND H.S.	6304030	HARMONY GROVE HIGH SCHOOL
6003122	SYLVAN HILLS MIDDLE SCHOOL	6092001	ARK. SCHOOL FOR THE DEAF ELEM.	6304031	HARMONY GROVE MIDDLE SCHOOL
6003123	JACKSONVILLE HIGH SCHOOL	6092002	ARK. SCHOOL FOR THE DEAF H.S.	6401001	WALDRON ELEMENTARY SCHOOL
6003125	WILBUR D. MILLS HIGH SCHOOL	6094001	DIV OF YOUTH SERVICE SCHOOL	6401003	WALDRON HIGH SCHOOL
6003127	JOE T. ROBINSON HIGH SCHOOL	6102005	MAYNARD ELEMENTARY SCHOOL	6401004	WALDRON MIDDLE SCHOOL
6003128	SYLVAN HILLS HIGH SCHOOL	6102006	MAYNARD HIGH SCHOOL	6502001	LESLIE ELEMENTARY SCHOOL
6003129	CATO ELEMENTARY SCHOOL	6103009	ALMA SPIKES ELEMENTARY SCHOOL	6502005	MARSHALL ELEMENTARY SCHOOL
6003130	PINEWOOD ELEMENTARY SCHOOL	6103010	POCAHONTAS HIGH SCHOOL	6502006	MARSHALL HIGH SCHOOL
6003135	COLLEGE STATION ELEM. SCHOOL	6103011	POCAHONTAS UPPER ELEM. SCHOOL	6505009	ST. JOE ELEMENTARY SCHOOL
6003136	NORTH PULASKI HIGH SCHOOL	6103012	POCAHONTAS JUNIOR HIGH SCHOOL	6505010	ST. JOE HIGH SCHOOL
6003137	ARNOLD DRIVE ELEMENTARY SCHOOL	6201003	CENTRAL ELEMENTARY SCHOOL	6505011	BRUNO-PYATT HIGH SCHOOL
6003139	OAKBROOKE ELEMENTARY SCHOOL	6201010	FORREST CITY JR. HIGH	6505012	BRUNO-PYATT ELEMENTARY SCHOOL
6003140	NORTHWOOD MIDDLE SCHOOL	6201011	FORREST CITY HIGH SCHOOL	6505013	WESTERN GROVE ELEM. SCHOOL
6003141	MURRELL TAYLOR ELEM. SCHOOL	6201014	STEWART ELEMENTARY SCHOOL	6505014	WESTERN GROVE HIGH SCHOOL

ARKANSAS SCHOOLS AND LOCAL EDUCATION AGENCY NUMBERS

LEA	School	LEA	School	LEA	School LEA School
6601001	BALLMAN ELEMENTARY SCHOOL	6701002	DEQUEEN PRIMARY	7102008	CLINTON JR HIGH SCHOOL
6601002	BARLING ELEMENTARY SCHOOL	6701003	DEQUEEN HIGH SCHOOL	7104014	SHIRLEY ELEMENTARY SCHOOL
6601003	BEARD ELEMENTARY SCHOOL	6701004	DEQUEEN MIDDLE SCHOOL	7104015	SHIRLEY HIGH SCHOOL
6601005	BELLE POINT ALTERNATIVE CENTER	6701005	DEQUEEN JUNIOR HIGH SCHOOL	7105018	SOUTH SIDE ELEMENTARY SCHOOL
6601006	BONNEVILLE ELEMENTARY SCHOOL	6701016	LOCKESBURG ELEMENTARY SCHOOL	7105019	SOUTH SIDE HIGH SCHOOL
6601007	CARNALL ELEMENTARY SCHOOL	6703012	HORATIO ELEMENTARY SCHOOL	7201001	ELKINS ELEMENTARY SCHOOL
6601008	CAVANAUGH ELEMENTARY SCHOOL	6703013	HORATIO HIGH SCHOOL	7201002	ELKINS HIGH SCHOOL
6601010	FAIRVIEW ELEMENTARY SCHOOL	6802001	CAVE CITY ELEMENTARY SCHOOL	7201003	ELKINS MIDDLE SCHOOL
6601011	HOWARD ELEMENTARY SCHOOL	6802002	CAVE CITY HIGH SCHOOL	7201004	ELKINS ELEM. PRIMARY SCHOOL
6601012	RAYMOND F. ORR ELEM. SCHOOL	6802005	EVENING SHADE ELEM. SCHOOL	7202005	GEORGE R LEDBETTER INTERMEDIAT
6601014	ALBERT PIKE ELEMENTARY SCHOOL	6802007	CAVE CITY MIDDLE SCHOOL	7202006	FARMINGTON HIGH SCHOOL
6601016	SPRADLING ELEMENTARY SCHOOL	6802008	CAVE CITY INTERMEDIATE SCHOOL	7202007	RANDALL G. LYNCH MIDDLE SCHOOL
6601017	SUNNYMEDE ELEMENTARY SCHOOL	6804009	CHEROKEE ELEMENTARY SCHOOL	7202008	JERRY "POP" WILLIAMS ELEM SCH
6601018	SUTTON ELEMENTARY SCHOOL	6804010	HIGHLAND HIGH SCHOOL	7202009	BOB FOLSOM ELEMENTARY SCHOOL
6601019	TRUSTY ELEMENTARY SCHOOL	6804011	HIGHLAND MIDDLE SCHOOL	7203010	ASBELL ELEMENTARY SCHOOL
6601020	L. A. CHAFFIN JR. HIGH SCHOOL	6901005	MOUNTAIN VIEW ELEM. SCHOOL	7203012	BUTTERFIELD ELEMENTARY SCHOOL
6601021	WILLIAM O. DARBY JR. HIGH SCH.	6901006	MOUNTAIN VIEW MIDDLE SCHOOL	7203013	HAPPY HOLLOW ELEMENTARY SCHOOL
6601022	DORA KIMMONS JR. HIGH SCHOOL	6901007	MOUNTAIN VIEW HIGH SCHOOL	7203015	LEVERETT ELEMENTARY SCHOOL
6601023	RAMSEY JUNIOR HIGH SCHOOL	6901011	RURAL SPECIAL ELEM. SCHOOL	7203016	ROOT ELEMENTARY SCHOOL
6601024	NORTHSIDE HIGH SCHOOL	6901012	RURAL SPECIAL HIGH SCHOOL	7203017	WASHINGTON ELEMENTARY SCHOOL
6601025	SOUTHSIDE HIGH SCHOOL	6901015	TIMBO ELEMENTARY SCHOOL	7203018	RAMAY JUNIOR HIGH SCHOOL
6601029	JOHN P. WOODS ELEM. SCHOOL	6901016	TIMBO HIGH SCHOOL	7203019	WOODLAND JUNIOR HIGH SCHOOL
6601030	HARRY C. MORRISON ELEM. SCHOOL	7001001	HUGH GOODWIN ELEMENTARY SCHOOL	7203020	FAYETTEVILLE HIGH SCHOOL EAST
6601031	ELMER H. COOK ELEM. SCHOOL	7001004	NORTHWEST ELEMENTARY SCHOOL	7203022	HOLCOMB ELEMENTARY SCHOOL
6601032	TILLES ELEMENTARY SCHOOL	7001005	RETTA BROWN ELEMENTARY SCHOOL	7203023	VANDERGRIFF ELEMENTARY SCHOOL
6601033	EUPER LANE ELEMENTARY SCHOOL	7001009	YOCUM ELEMENTARY SCHOOL	7203024	MCNAIR MIDDLE SCHOOL
6602042	GREENWOOD JUNIOR HIGH SCHOOL	7001010	BARTON JR. HIGH SCHOOL	7203025	HOLT MIDDLE SCHOOL
6602043	GREENWOOD HIGH SCHOOL	7001011	WASHINGTON MIDDLE SCHOOL	7203027	OWL CREEK SCHOOL
6602044	WESTWOOD ELEMENTARY SCHOOL	7001012	EL DORADO HIGH SCHOOL	7204027	GREENLAND ELEMENTARY SCHOOL
6602045	EAST HILLS MIDDLE SCHOOL	7003027	JUNCTION CITY ELEM. SCHOOL	7204028	GREENLAND HIGH SCHOOL
6602046	EAST POINTE ELEMENTARY SCHOOL	7003028	JUNCTION CITY HIGH SCHOOL	7204029	GREENLAND MIDDLE SCHOOL
6603047	HACKETT ELEMENTARY SCHOOL	7006035	NORPHLET ELEMENTARY SCHOOL	7205031	LINCOLN ELEMENTARY SCHOOL
6603048	HACKETT HIGH SCHOOL	7006036	NORPHLET HIGH SCHOOL	7205033	LINCOLN MIDDLE SCHOOL
6604051	HARTFORD ELEMENTARY SCHOOL	7007039	PARKERS CHAPEL ELEM. SCHOOL	7205703	LINCOLN ACADEMIC CENTER OF EXC
6604052	HARTFORD HIGH SCHOOL	7007040	PARKERS CHAPEL HIGH SCHOOL	7205706	LINCOLN NEW TECH HIGH SCHOOL
6605056	LAVACA ELEMENTARY SCHOOL	7008043	SMACKOVER ELEMENTARY SCHOOL	7206035	PRAIRIE GROVE ELEM. SCHOOL
6605057	LAVACA HIGH SCHOOL	7008045	SMACKOVER HIGH SCHOOL	7206036	PRAIRIE GROVE HIGH SCHOOL
6605058	LAVACA MIDDLE SCHOOL	7009048	GARDNER-STRONG ELEM. SCHOOL	7206038	PRAIRIE GROVE MIDDLE SCHOOL
6606060	MANSFIELD ELEMENTARY SCHOOL	7009049	STRONG HIGH SCHOOL	7206039	PRAIRIE GROVE INTERMEDIATE
6606061	MANSFIELD MIDDLE SCHOOL	7102005	COWSERT ELEMENTARY SCHOOL	7207040	ELMDALE ELEMENTARY SCHOOL
6606062	MANSFIELD HIGH SCHOOL	7102006	CLINTON HIGH SCHOOL	7207041	JONES ELEMENTARY SCHOOL
6701001	DEQUEEN ELEMENTARY SCHOOL	7102007	CLINTON INTERMEDIATE SCHOOL	7207042	ROBERT E. LEE ELEM. SCHOOL

ARKANSAS SCHOOLS AND LOCAL EDUCATION AGENCY NUMBERS

LEA	School	LEA	School	LEA	School LEA School
7207044	JOHN TYSON ELEMENTARY SCHOOL	7208061	WEST FORK MIDDLE SCHOOL	7311047	MCRAE ELEMENTARY SCHOOL
7207046	WESTWOOD ELEMENTARY SCHOOL	7208062	WEST FORK HIGH SCHOOL	7311051	AHLF JUNIOR HIGH SCHOOL
7207047	CENTRAL JUNIOR HIGH SCHOOL	7240703	HAAS HALL ACADEMY	7311052	SEARCY HIGH SCHOOL
7207048	SOUTHWEST JUNIOR HIGH SCHOOL	7301001	H.L. LUBKER ELEMENTARY SCHOOL	7311053	WESTSIDE ELEMENTARY SCHOOL
7207049	SPRINGDALE HIGH SCHOOL	7301003	BALD KNOB HIGH SCHOOL	7311054	SOUTHWEST MIDDLE SCHOOL
7207050	PARSON HILLS ELEM. SCHOOL	7301004	BALD KNOB MIDDLE SCHOOL	7401001	AUGUSTA ELEMENTARY SCHOOL
7207051	THURMAN G. SMITH ELEM. SCHOOL	7302008	BEEBE ELEMENTARY SCHOOL	7401003	AUGUSTA HIGH SCHOOL
7207052	WALKER ELEMENTARY SCHOOL	7302009	BEEBE JUNIOR HIGH SCHOOL	7401007	COTTON PLANT ELEMENTARY SCHOOL
7207053	GEORGE ELEMENTARY SCHOOL	7302010	BEEBE HIGH SCHOOL	7403012	MCCRORY ELEMENTARY SCHOOL
7207054	J. O. KELLY MIDDLE SCHOOL	7302011	BEEBE MIDDLE SCHOOL	7403013	MCCRORY HIGH SCHOOL
7207055	HELEN TYSON MIDDLE SCHOOL	7302013	BADGER ELEMENTARY	7503005	S.C. TUCKER ELEMENTARY SCHOOL
7207057	BERNICE YOUNG ELEMENTARY	7302014	BEEBE EARLY CHILDHOOD	7503006	DANVILLE HIGH SCHOOL
7207058	HARP ELEMENTARY SCHOOL	7302703	BADGER ACADEMY	7503007	DANVILLE MIDDLE SCHOOL
7207059	BAYYARI ELEMENTARY SCHOOL	7303014	BRADFORD ELEMENTARY SCHOOL	7504009	DARDANELLE ELEMENTARY SCHOOL
7207060	GEORGE JUNIOR HIGH SCHOOL	7303015	BRADFORD HIGH SCHOOL	7504010	DARDANELLE MIDDLE SCHOOL
7207061	HELLSTERN MIDDLE SCHOOL	7304018	WHITE CO. CENTRAL ELEM. SCHOOL	7504011	DARDANELLE HIGH SCHOOL
7207062	HAR-BER HIGH SCHOOL	7304019	WHITE CO. CENTRAL HIGH SCHOOL	7504013	DARDANELLE PRIMARY SCHOOL
7207063	HUNT ELEMENTARY SCHOOL	7307026	JUDSONIA ELEMENTARY SCHOOL	7509030	WESTERN YELL CO. ELEM. SCHOOL
7207064	TURNBOW ELEMENTARY SCHOOL	7307030	KENSETT ELEMENTARY SCHOOL	7509033	WESTERN YELL CO. HIGH SCHOOL
7207065	MONITOR ELEMENTARY	7307032	RIVERVIEW HIGH SCHOOL	7510019	TWO RIVERS HIGH SCHOOL
7207066	WILLIS SHAW ELEMENTARY SCH	7307033	RIVERVIEW JUNIOR HIGH SCHOOL	7510024	TWO RIVERS ELEMENTARY SCHOOL
7207067	SPRINGDALE ALTERNATIVE SCHOOL	7309038	PANGBURN ELEMENTARY SCHOOL	8099001	ARK SCHOOL FOR MATH & SCIENCE
7207068	SONORA ELEMENTARY SCHOOL	7309039	PANGBURN HIGH SCHOOL		
7207069	SONORA MIDDLE SCHOOL	7310042	ROSE BUD ELEMENTARY SCHOOL		
7207070	HYLTON JUNIOR HIGH SCHOOL	7310043	ROSE BUD HIGH SCHOOL		
7208060	WEST FORK ELEMENTARY SCHOOL	7311046	SIDNEY DEENER ELEM. SCHOOL		

ARKANSAS EDUCATION SERVICE COOPERATIVES

Coop LEA	Co-Op	Location
0520000	OZARK UNLITD RESOURCE CO-OP	HARRISON
1020000	DAWSON EDUCATION SERVICE CO-OP	ARKADELPHIA
1520000	ARCH FORD EDUC. CO-OP	PLUMERVILLE
2220000	SOUTHEAST AR EDUCATIONAL	MONTICELLO
2420000	WESTERN ARKANSAS CO-OP	BRANCH
2920000	SOUTHWEST ARK. CO-OP	HOPE
3320000	NORTH CENTRAL ARK. EDUC CO-OP	MELBOURNE
3520000	ARK. RIVER EDUC. SERVICE CNTR.	PINE BLUFF
3820000	NORTHEAST ARK. EDUC. CO-OP	WALNUT RIDGE
4903000	CADDO SPECIAL ED COOP	CADDO HILLS
5220000	SOUTH CENTRAL SERVICE CO-OP	CAMDEN
5420000	GREAT RIVERS EDUC. SERV. CO-OP	WEST HELENA
5620000	CROWLEY'S RIDGE EDUCATION COOP	HARRISBURG
6720000	DEQUEEN/MENA EDUC. CO-OP	GILLHAM
7221000	NORTHWEST ARK. EDUCATION CO-OP	SPRINGDALE
7320000	WILBUR D. MILLS EDUC. CO-OP	BEEBE

ARKANSAS POSTSECONDARY AND SECONDARY VOCATIONAL CENTERS

Vocational LEA

Postsecondary Schools (Technical Institutes)

LEA	Institute
4080000	Riverside Vocational Technical Institute
6280000	Crowley's Ridge Technical Institute
7280000	Northwest Technical Institute

Secondary Vocational Centers

LEA	Center
0122000	Phillips Community College Career & Technical Center
0522000	North Arkansas College Secondary Center
0622000	Southeast Arkansas Community Based Education Center (SEACBEC) – Warren
1522000	River Valley Technical Center – South Conway County SD
1622000	Northeast Arkansas Career & Technical Center – Jonesboro SD
1822000	Mid-South Community College Technical Center
2222000	Monticello Occupational Education Center – Monticello SD
2322000	Conway Area Career Center – Conway SD
2622000	National Park Technology Center
3022000	Ouachita Area Career Center
3522000	Jefferson Area Career Center
4622000	Texarkana Area Vocational Center – Texarkana SD
4722000	Arkansas Northeastern College Technical Center
5222000	SAU-Tech Career Center
5822000	Arkansas Tech University Career Center
6001004	Metropolitan Career and Technical Center – Little Rock SD
6222000	East Arkansas Secondary Career Center
6322000	Saline County Vocational Center
6522000	North Central Career Center – Searcy County SD
6622000	Western Arkansas Technical Center
6722000	DeQueen/Mena Cooperative Technical Education Center
7022000	South Arkansas Community College Secondary Technical Center
7222000	Northwest Technical Institute Secondary Career Center
7322000	Arkansas State University – Searcy Regional Career Center

ARKANSAS LICENSED JOB CODESFor Latest Updates <http://adedata.arkansas.gov/jcms/>

Licensed Job Codes

Job Code	Position/Job Assignment
----------	-------------------------

DISTRICT LEVEL 1000

1000	Superintendent
1015*	Assistant Superintendent *
1030 **	Administration/Other **

BUILDING LEVEL 2000

2010	Elementary School Principal
2020	Elementary School Assistant Principal
***	Approval 8515, 8516***
2030	Middle/Jr. High School Principal
2040	Middle/Jr. High School Assistant Principal
***	Approval 8515, 8517***
2050	High School Principal
2060	High School Assistant Principal
***	Approval 8515, 8517, 8518***

CURRICULUM/PROGRAM 3000Curriculum Administrator:

3010	Curriculum Supervisor K-12
3020	Curriculum Supervision, Secondary
3030	Curriculum Supervisor, Elementary

Special Education Program Administrator:

3040	Special Education Supervisor
------	------------------------------

Gifted/Talented Program Administrator:

3050	Gifted & Talented Coordinator
------	-------------------------------

Career & Tech Ed. Program Administrator:

3060	Career & Tech Ed. Administrator
------	---------------------------------

Content Area Spec. Program Administrator:

3378	Curriculum/Program Administrator/Early Childhood
3392	Curriculum/Program Administrator/Eng Lang Arts/SS
3396	Curriculum/Program Administrator/Spanish
3397	Curriculum/Program Administrator/Spanish
3383	Curriculum/Program Administrator/French
3384	Curriculum/Program Administrator/French
3379	Curriculum/Program Administrator/English Lang Arts
3395	Curriculum/Program Administrator/Social Studies
3391	Curriculum/Program Administrator/Science/Math
3333	Curriculum/Program Administrator/Physical/Earth Science
3399	Curriculum/Program Administrator/Life/Earth Science
3335	Curriculum/Program Administrator/Mathematics
3331	Curriculum/Program Administrator/Art
3332	Curriculum/Program Administrator/Art

ARKANSAS LICENSED JOB CODESFor Latest Updates <http://adedata.arkansas.gov/jcms/>

Licensed Job Codes

**Job
Code****Position/Job Assignment****CURRICULUM/PROGRAM 3000 (cont.)***Content Area Spec. Program Administrator:*

3327 Curriculum/Program Administrator/Vocal Music
 3328 Curriculum/Program Administrator/Vocal Music
 3329 Curriculum/Program Administrator/Instrumental Music
 3330 Curriculum/Program Administrator/Instrumental Music
 3376 Curriculum/Program Administrator/Drama/Speech
 3377 Curriculum/Program Administrator/Drama/Speech
 3393 Curriculum/Program Administrator/PE, Wellness & Leisure
 3394 Curriculum/Program Administrator/PE, Wellness & Leisure
 3369 Curriculum/Program Administrator/Adult Education
 3387 Curriculum/Program Administrator/Library Media Science
 3388 Curriculum/Program Administrator/Library Media Science
 3325 Curriculum/Program Administrator/Reading
 3326 Curriculum/Program Administrator/Reading

Content Area Spec. Program Administrator:

3385 Curriculum/Program Administrator/Guidance & Counseling
 3386 Curriculum/Program Administrator/Guidance & Counseling
 3370 Curriculum/Program Administrator/ESL
 3371 Curriculum/Program Administrator/ESL
 3372 Curriculum/Program Administrator/Journalism

SUPERVISOR 4000

4336 Supervisor/Speech Communications
 4337 Supervisor/Industrial Technology
 4338 Supervisor/Marketing
 4339 Supervisor/Deaf Education
 4342 Supervisor/Mathematics
 4343 Supervisor/Science
 4344 Supervisor/Social Studies
 4345 Supervisor/English
 4346 Supervisor/Reading
 4347 Supervisor/Spanish
 4348 Supervisor/French
 4349 Supervisor/German
 4350 Supervisor/Art
 4351 Supervisor/Music
 4352 Supervisor/Econ/Family/Consumer Science
 4353 Supervisor/Business
 4354 Supervisor/Physical Education
 4355 Supervisor/Physical Education
 4356 Supervisor/Physical Education

ARKANSAS LICENSED JOB CODESFor Latest Updates <http://adedata.arkansas.gov/jcms/>

Licensed Job Codes

Job Code	Position/Job Assignment
SUPERVISOR 4000	
4357	Supervisor/Agriculture
4358	Supervisor/Library Media
4359	Supervisor/Library Media
4360	Supervisor/Library Media
4361	Supervisor/Health
4362	Supervisor/Counseling
4363	Supervisor/Counseling
4364	Supervisor/Counseling
4365	Supervisor/Elementary
4366	Supervisor/Elementary
4367	Supervisor/Adult Education
4368	Supervisor/Visually Impaired
LIBRARY/MEDIA 5000	
5010	Elementary Library/Media Specialist
5020	Middle/Jr. High Library Media Specialist
5030	High School Library Media Specialist
GUIDANCE/COUNSELING 6000	
6015	Elementary Guidance Counselor
6020	Middle/Jr. High Guidance Counselor
6030	High School Guidance Counselor
COORDINATOR/DIRECTOR/TEACHER OF DISTRICT OR SCHOOL LEVEL PROGRAMS 7000	
7005	Director of Day Care/After School Care
7010	Business/Finance Manager
7020	Director Federal Programs
7030	Athletic Director
7035	Coordinated School Health Director
7040	Department Chairman
7050	Technology Coordinator
7060*****	Dean of Students *****
7070	Parent Facilitator
7080	Home to School Liaison (ESL, Migrant, Diverse pop., etc.)
7090	Master Teacher (TAP)
7095	Testing Coordinator
7100	Coach/Lead Teacher (Math)
7110	Coach/Lead Teacher (Literacy)
7120	Coach/ Lead Teacher (Science)
7130	Coach/Lead Teacher (Social Studies)
7135	Coach/Lead Teacher (Generalist, all subjects)

ARKANSAS LICENSED JOB CODESFor Latest Updates <http://adedata.arkansas.gov/jcms/>

Licensed Job Codes

Job Code	Position/Job Assignment
7140	Computer Lab Teacher
COORDINATOR/DIRECTOR/TEACHER OF DISTRICT OR SCHOOL LEVEL PROGRAMS 7000	
7142	ELL/ELA Inclusion Coordinator
7144	ELL/ELA Inclusion Teacher
7145	Inclusion Teacher (Co-teaching model where the regular education teacher is the teacher of record)
7150	Consulting/Indirect Spec. Education Teacher
7160	In School Suspension Teacher
7170	Adaptive PE Teacher
7180	Title I (Math/Reading)
7190	Special Education Home Bound
7200	Interventionist – Math
7210	Interventionist – Literacy
7220	Interventionist – Science
7230	Interventionist – Social Studies
7235	Interventionist – Generalist; all subjects
7315	Coach/Lead Teacher – Generalist; all subjects
7530	Deaf Educator
7540	Visually Impaired Educator
NON-INSTRUCTIONAL P-12 LICENSE AREAS 9000 - Additional Licensure Plans (ALPs) for P-12 areas shall not be attached.	
9010	*****School Psychology Specialist
9020	*****Speech Language Pathologist
9030	*****Educational Examiner
9035	*****School Based Mental Health
9040	*****Adult Education
9041	*****Adult Education – Business/Technology
9042	*****Adult Education/Part-Time

NOTES:

***1015** - Assistant Superintendent -- An individual holding either a License Code 402 or 403 employed as an Assistant Superintendent prior to August 2003 will be grandfathered for this position. All Assistant Superintendents hired after August 2003 and hold an Administrator License Code 312, 313, 402 or 403 may continue in this role until the expiration of the license, at which time the appropriate District Level Administrator License or an Administrator Licensure Completion Program (ALCP) for District Level will be required to continue in that role. This is in accordance to the Rules Governing Initial and Standard Administrator Licensure.

****1030** - Administration/Other -- Individuals shall not be coded as **1030** where a more appropriate license/job code exists. Examples: Individuals employed as Assistant Superintendent, Special Education Administrator, Content Area Specialist Program Administrator, Curriculum Administrator, etc... shall not be coded as 1030 since a more appropriate job code exists. Examples which may be coded as 1030 are licensed administrators serving in the capacity of Director of Professional

The 8515, 8516 8517 Approvals are **NOT Administrator Licenses**. These Approvals may be used only for an Assistant Principal position (at the appropriate level) and will not transfer into an administrator license. Approvals are no longer issued.

*******Individuals previously coded **8550** as a Subject Area Supervisor or **8590** as a Supervisor/Other will need to be re-coded under a more appropriate code, specific to the subject or area of supervision listed. These supervisor areas were issued under the previous licensure system, but are no longer issued under the current licensure rule.

*****7060** - A Dean of Students shall not be hired to perform Building Level Administrator or Curriculum/Program Administrator

ARKANSAS LICENSED JOB CODES

For Latest Updates <http://adedata.arkansas.gov/jcms/>

Licensed Job Codes

**Job
Code**

Position/Job Assignment

duties such as evaluation of staff (licensed or classified) or developing/directing curriculum. As the title implies, this individual's sole responsibility is working with students. Building Level Administrator includes Principal, Assistant Principal, & Vice-Principal. Curriculum/Program Administrator includes: Special Education Program Administrator, G/T Program Administrator, Career & Tech Program Administrator, Content Area Specialist Program Administrator, and Curriculum Administrator.

*****These are NON-INSTRUCTIONAL P-12 Licenses: 229, 316, 526, 19 309, 310, 198, 317 & 532. An Additional Licensure Plan (ALP) for a P-12 licensure area shall not be attached.

*****An Additional Licensure Plan (ALP) shall not be attached to any vocational permit.

*****Teachers of Pre-K Students who are not enrolled in the District employing the teacher. Example: If DHS is providing the student meals, the student should not be enrolled by the school district. This is to prevent the same student from being counted twice on statewide counts of Pre-K students.

ARKANSAS CLASSIFIED PERSONNEL JOB CODESFor Latest Updates <http://adedata.arkansas.gov/icms/>

Classified Job Codes

Job Code	Position/Job Assignment
----------	-------------------------

HEALTH CARE PROFESSIONALS

452	Interpreter (Deaf education, etc.) (Someone not holding an AR teaching license)
453	Coordinated School Health Coordinator
454	Nurse - LPN
455	Nurse - RN
456	Occupational Therapist (OT)
464	Physical Therapist (PT)
466	Psychological Examiner (Someone not holding an AR teaching license)
472	Social Worker (Must be a Licensed Social Worker)
473	Specialty Assistant (College Degreed: Assist. With OT,PT, SLP)
474	Speech Language Pathologist/Audiologist (Someone not holding an AR teaching license)
475	School –Based Mental Health (Must be licensed by the AR Psychology Board)
476	Behavior Intervention Specialist

CLERICAL

500	Secretary/Administrative Assistant
502	Library Media Clerk

DISTRICT LEVEL/CENTRAL OFFICE ADMINISTRATION

600	Data Processing Personnel
602	Data Processing Manager/MIS
603	Public Relations/Communications
604	Director of Federal Programs
606	Director of Personnel/Human Resources
609	Technology Personnel/Specialist

FINANCE/BUSINESS OFFICE

610	Bookkeeper/Accountant/Auditor
612	Business Manager
614	Chief Finance Officer/ CFO
616	Payroll/Benefits Specialist
617	Printshop/Printer
619	Purchasing Agent

MAINTENANCE

620	Carpenter Foreman
621	Carpenter
623	Roofer Foreman
624	Roofer
625	Building Engineer
626	Locksmith
628	Office Machine Repairs
630	Head Custodian
631	Assistant Head Custodian
632	Full time employed Custodian

ARKANSAS CLASSIFIED PERSONNEL JOB CODESFor Latest Updates <http://adedata.arkansas.gov/icms/>

Classified Job Codes

Job Code	Position/Job Assignment
633	Part time Employed Custodian
MAINTENANCE CONTINUED	
636	General Maintenance
640	Director or Supervisor of Maintenance and/or Operations
643	Warehouse Supervisor
644	Warehouse Worker
645	Supply Clerk
648	Landscaper/Grounds Keepers
650	Electrician Foreman
651	Electrician
652	Electrical Repairman
654	Utility Worker
656	Utility Worker Foreman
660	Painter Foreman
661	Painter
670	HVACC Foreman
671	HVACC Workers
672	Boiler Mechanics
673	Boiler Operators
680	Plumber Foreman
681	Plumbers
682	Pipe Fitter
690	Bus/Vehicle Mechanic Foreman
691	Bus/Vehicle Mechanic Worker
692	Small Engine Mechanics
STUDENT FOCUSED SERVICES	
740	Attendance/Case Worker
742	Campus/School Security Officer
743	Crossing Guard
744	Director of Food Service, Not Certified through Child Nutrition
745	Director of Food Service, Certified through Child Nutrition
746	Food Service - Manager of School Cafeteria, Not Certified through Child Nutrition
747	Food Service - Manager of School Cafeteria, Certified through Child Nutrition
748	Food Service - Other Personnel
750	Grant Coordinator (Someone not holding an AR teaching license.)
756	Athletic Trainer
757	Athletic Director – (Someone not holding an AR teaching license and is not assigned to any students)
758	Paraprofessional - Instructional
760	Paraprofessional - Non Instructional i.e. playground, lunchroom, extended day, etc.
762	Paraprofessional - Special Education

ARKANSAS CLASSIFIED PERSONNEL JOB CODESFor Latest Updates <http://adedata.arkansas.gov/icms/>

Classified Job Codes

Job Code	Position/Job Assignment
----------	-------------------------

STUDENT FOCUSED SERVICES

768	Resource/Police Officer
770	ROTC
776	Student Hearing Officer/Discipline Coordinator (Someone not holding an AR teaching license)
777	Study Hall Monitor (Someone not holding an AR teaching license)
778	Substitute
779	Tutors (All tutors: small group, private, and instructional in academic subject areas, musical or other.)
780	Language Interpreter (After School – Hourly Employee Only)
781	After School Tutors (Hourly Employee Only)
782	Homebound Tutor (After School – Hourly Employee Only)

TRANSPORTATION

880	Bus Aide/Monitor
882	Bus Dispatcher
884	Bus Driver
886	Bus Mechanic
888	Director of Transportation
890	Transportation Supervisor

**STATEWIDE INFORMATION SYSTEM 2013/2014
ARKANSAS LANGUAGE CODES**

Code	Language
AF	Afikanns
AL	Albanian
AM	Amharic
AR	Arabic
AY	Assyrian
BG	Bulgarian
BI	Bisaya
BN	Bengali
BU	Burmese
CH	Chaldean
CN	Cantonese
CO	Creole
CS	Czech
CU	Chuukese/Trukic
CY	Welsh
DA	Danish
DE	German
EL	Greek
EN	English
ES	Spanish
FA	Persian
FI	Finnish
FR	French
FT	Fante
GA	Irish
GD	Scots
GH	Ghanaian
GU	Gujarati
HI	Hindi
HM	Hmong
HR	Croatian
HU	Hungarian
HW	Hawaiian
HY	Armenian
IG	Igbo
IH	Choctaw
IJ	Navajo
IN	Indonesian
IO	Shoshone
IR	Cherokee
IT	Italian
IW	Hebrew
JA	Japanese
JC	Jamaican
KA	Kannada
KS	Kashmiri
KI	Kiribati
KN	Konkani
KO	Korean

Code	Language
KR	Kosraen
KS	Kashmiri
KU	Kurdish
LK	Lakota Sioux
LO	Laotian
LU	Luganda
MA	Marshallese
MC	Muskogee Creek
MD	Mandarin
MG	Mandingo
ML	Mayalam
MO	Mongolian
MR	Marathi
MS	Malay
NL	Dutch
NO	Norwegian
NP	Nepali
OR	Oromo (African)
PA	Punjabi
PF	Pingelapese
PI	Philipino
PK	Pakistani
PL	Polish
PN	Pohnpean
PS	Pashto
PT	Portuguese
PU	Palauan
RO	Romanian
RU	Russian
SA	Samali
SD	Sindhi
SH	Serbo-Croatian
SI	Singhalese
SL	Slovak
SM	Samoan
SV	Swedish
SW	Swahili
SZ	Sourashtra
TA	Tamil
TE	Telugu
TH	Thai
TL	Tagalog
TR	Turkish
TW	Taiwanese
UB	Uzbek
UK	Ukrainian
UR	Urdu
VI	Vietnamese
WO	Wolof

**STATEWIDE INFORMATION SYSTEM 2013/2014
ARKANSAS LANGUAGE CODES**

Code	Language	Code	Language
YP	Yapese		
ZH	Chinese		

STATEWIDE INFORMATION SYSTEM 2013/2014
ARKANSAS COURSE NUMBERING SYSTEM
For Latest Updates <http://adedata.arkansas.gov/ccms/>

First Digit or First Two Digits

Level or Requirement - First Digit is the area of the standards being met and not necessarily the grade level of the school.

- 1 = Preschool - Early Childhood
- 2 = Kindergarten - Grade 4
- 3 = Grades 5-8
- 4 = Grades 9-12 Required to meet 38 Units in standards
- 5 = Grades 9-12 May be used to meet State Graduation Requirements
- 6= Grades 9-12 Local academic credit only and may be used to meet LEA graduation requirements beyond state requirements.
- 97 = Specialist and special instructional programs (not courses) ADE curriculum approval is not required
- 99 = Non Academic activities and assignments **ACADEMIC CREDIT IS NOT ALLOWED** and ADE approval is not required

Second & Third Digit if First Digit is 1-6

Second & Third Digit is the low and high age if Level low and high grade if Level 2 or 3, and subject area if Level 4

Level 1 (Age)

- 0 = Less than 1 year
- 1 = 1
- 2 = 2
- 3 = 3
- 4 = 4

Level 2 (Grade)

- 0 = Kindergarten
- 1 = Grade 1
- 2 = Grade 2
- 3 = Grade 3
- 4 = Grade 4

Level 3 (Grade)

- 5 = Grade 5
- 6 = Grade 6
- 7 = Grade 7
- 8 = Grade 8
- 9 = Multiple Grades

Level 4 (Subject Area)

10-19 = English L.A.

- 10= 9th grade English
- 11= 10th grade English
- 12= 11th grade English
- 13= 12th grade English
- 14= Oral Communications
- 15= Journalism
- 16= Drama
- 17= ADE Approved English
- 19= ADE Approved Language Arts

Level 4 (Subject Area)

20-29 = Science

- 20= Biology
- 21= Chemistry
- 22= Physics
- 23= Physical Science
- 24= Life Science
- 25= Earth/Space Science
- 29= ADE Approved Science

Level 4 (Subject Area)

30-39 = Mathematics

- 30= Algebra I
- 31= Geometry
- 32= Algebra II
- 33= Pre Calculus/Trig
- 34= Calculus
- 39= ADE Approved Mathematics

STATEWIDE INFORMATION SYSTEM 2013/2014
ARKANSAS COURSE NUMBERING SYSTEM
For Latest Updates <http://adedata.arkansas.gov/ccms/>

Second & Third Digit if First Digit is 1-6

Level 4 (Subject Area)

40-49 = Foreign Language

- 40= Spanish
- 41= French
- 42= German
- 43= Italian
- 44= Russian
- 45= Latin
- 46= Japanese
- 49= ADE Approved Foreign Language

Level 4 (Subject Area)

50-59 = Fine Arts

- 50= Art
- 51=Instrumental Music
- 52= Vocal Music
- 53=Survey of Fine Arts
- 59= ADE Approved Fine Arts

Level 4 (Subject Area)

60-69 = Computer Applications

- 60= Computer Applications

Level 4 (Subject Area)

70-79 = Social Studies

- 70= American History
- 71= World History
- 72= Civics/Government
- 73= Arkansas History
- 74 = General Social Studies
- 79=ADE Approved Social Studies

Level 4 (Subject Area)

80-89 = Health and P.E.

- 80= Health and Safety
- 81= ADE Approved H &S
- 85= Physical Education
- 86= ADE Approved P.E.

Level 4 (Subject Area)

90-95 = Career and Technical

Level 4 (Subject Area)

96 = Miscellaneous Credit

All Levels

Level 1-4 (Specialist)

97 = Specialist & Special*

Programs (Instructional)

Level 1-4 (Non Academic Credit)

**99 = Non Academic Credit
Courses and Activities
beyond state mandated
requirements**

Fourth and Fifth Digit

Fourth and fifth digit is designated by the ADE except for some 97 and 99 courses/activities.

Sixth Digit

The sixth digit is a 0 unless the school has a need to use another number or letter for scheduling purposes.

*Not to be used for core courses, i.e.
Math, English, Science, or Social
Studies

STATEWIDE INFORMATION SYSTEM 2013/2014
ARKANSAS COURSE NUMBERING SYSTEM
For Latest Updates <http://adedata.arkansas.gov/ccms/>

Level 1 and 2 (Preschool/Kindergarten – Grade 4 Programs)

Number	HQT*	Course Title	Subject Areas
102010		Less Than Three Years Old	Preschool - Early Childhood
104010		Other Age Combination	Preschool - Early Childhood
133010		Three Years Old	Kindergarten - Grade 4
134010		Three and/or Four Years Old	Kindergarten - Grade 4
144010		Four Years Old	Kindergarten - Grade 4
200010	Y	Kindergarten Developmental	Kindergarten - Grade 4
200020	Y	Kindergarten Regular	Kindergarten - Grade 4
200030	Y	Kindergarten Advanced	Kindergarten - Grade 4
200110	Y	K. Language Arts	Kindergarten
200120	Y	K. Reading	Kindergarten
200210	Y	K. Science	Kindergarten
200310	Y	K. Mathematics	Kindergarten
200410	Y	K. Foreign Language	Kindergarten
200510	Y	K. Visual Arts	Kindergarten
200520	Y	K. Music	Kindergarten
200710	Y	K. Social Studies	Kindergarten
200810		K. Physical Activity	Kindergarten
200820		K. Health and Safety	Kindergarten
200920		K. Tools for Learning	Kindergarten
200930		K. Physical Education	Kindergarten
201010	Y	Grades K-1 (combination)	Kindergarten - Grade 4
204110	Y	K-4 Language Arts	Kindergarten - Grade 4
204120	Y	K-4 Reading	Kindergarten - Grade 4
204210	Y	K-4 Science	Kindergarten - Grade 4
204310	Y	K-4 Mathematics	Kindergarten - Grade 4
204410	Y	K-4 Foreign Language	Kindergarten - Grade 4
204510	Y	K-4 Visual Art (***)	Kindergarten - Grade 4
204520	Y	K-4 Music (***)	Kindergarten - Grade 4
204710	Y	K-4 Social Studies	Kindergarten - Grade 4
204810		K-4 Physical Activity	Kindergarten - Grade 4
204820		K-4 Health and Safety	Kindergarten - Grade 4
204910		K-4 Practical Living/ Career Exploration	Kindergarten - Grade 4
204920		K-4 Tools for Learning	Kindergarten - Grade 4
204930		K-4 Physical Education	Kindergarten - Grade 4
204990	Y	E.A.S.T	Grades K-4
211010	Y	Grade 1	Kindergarten - Grade 4
211020	Y	Reading Recovery	Kindergarten - Grade 4
211110	Y	Grade 1 Language Arts	Grade 1
211120	Y	Grade 1 Reading	Grade 1
211210	Y	Grade 1 Science	Grade 1
211310	Y	Grade 1 Mathematics	Grade 1
211410	Y	Grade 1 Foreign Language	Grade 1
211510	Y	Grade 1 Visual Arts	Grade 1
211520	Y	Grade 1 Music	Grade 1
211710	Y	Grade 1 Social Studies	Grade 1
211810		Grade 1 Physical Activity	Grade 1
211820		Grade 1 Health and Safety	Grade 1
211920		Grade 1 Tools for Learning	Grade 1
211930		Grade 1 Physical Education	Grade 1
212010	Y	Grades 1-2 (combination)	Kindergarten - Grade 4
222010	Y	Grade 2	Kindergarten - Grade 4

STATEWIDE INFORMATION SYSTEM 2013/2014
ARKANSAS COURSE NUMBERING SYSTEM
For Latest Updates <http://adedata.arkansas.gov/ccms/>

Level 1 and 2 (Preschool/Kindergarten – Grade 4 Programs)

Number	HQT*	Course Title	Subject Areas
222110	Y	Grade 2 Language Arts	Grade 2
222120	Y	Grade 2 Reading	Grade 2
222210	Y	Grade 2 Science	Grade 2
222310	Y	Grade 2 Mathematics	Grade 2
222410	Y	Grade 2 Foreign Language	Grade 2
222510	Y	Grade 2 Visual Arts	Grade 2
222520	Y	Grade 2 Music	Grade 2
222710	Y	Grade 2 Social Studies	Grade 2
222810		Grade 2 Physical Activity	Grade 2
222820		Grade 2 Health and Safety	Grade 2
222920		Grade 2 Tools for Learning	Grade 2
222930		Grade 2 Physical Education	Grade 2
223010	Y	Grades 2-3 (combination)	Kindergarten - Grade 4
233010	Y	Grade 3	Kindergarten - Grade 4
233110	Y	Grade 3 Language Arts	Grade 3
233120	Y	Grade 3 Reading	Grade 3
233210	Y	Grade 3 Science	Grade 3
233310	Y	Grade 3 Mathematics	Grade 3
233410	Y	Grade 3 Foreign Language	Grade 3
233510	Y	Grade 3 Visual Arts	Grade 3
233520	Y	Grade 3 Music	Grade 3
233710	Y	Grade 3 Social Studies	Grade 3
233810		Grade 3 Physical Activity	Grade 3
233820		Grade 3 Health and Safety	Grade 3
233920		Grade 3 Tools for Learning	Grade 3
233930		Grade 3 Physical Education	Grade 3
234010	Y	Grades 3-4 (combination)	Kindergarten - Grade 4
244010	Y	Grade 4	Kindergarten - Grade 4
244110	Y	Grade 4 Language Arts	Grade 4
244120	Y	Grade 4 Reading	Grade 4
244210	Y	Grade 4 Science	Grade 4
244310	Y	Grade 4 Mathematics	Grade 4
244410	Y	Grade 4 Foreign Language	Grade 4
244510	Y	Grade 4 Visual Arts	Grade 4
244520	Y	Grade 4 Music	Grade 4
244710	Y	Grade 4 Social Studies	Grade 4
244810		Grade 4 Physical Activity	Grade 4
244820		Grade 4 Health and Safety	Grade 4
244920		Grade 4 Tools for Learning	Grade 4
244930		Grade 4 Physical Education	Grade 4
245010	Y	Grades 4-5 (combination)	Grade 4 - Grade 5
291000		Performing Arts Awareness	Preschool- grade 4

STATEWIDE INFORMATION SYSTEM 2013/2014
ARKANSAS COURSE NUMBERING SYSTEM
For Latest Updates <http://adedata.arkansas.gov/ccms/>

Level 3 (Grades 5-8 Programs)

Number	HQT*	Course Title	Subject Areas
355010	Y	Grade 5	Grade 5
355110	Y	Language Arts Grade 5	Grade 5
355120	Y	Reading Developmental Skills Grade 5	Grade 5
355130	Y	Reading Grade 5	Grade 5
355210	Y	Science Grade 5	Grade 5
355310	Y	Mathematics Grade 5	Grade 5
355320	Y	Mathematics Developmental Skills Grade 5	Grade 5
355510	Y	Visual Art Grade 5 (***)	Grade 5
355530	Y	Vocal Music Grade 5 (***)	Grade 5
355540	Y	Instrumental Music Grade 5 (***)	Grade 5
355560	Y	General Music Grade 5 (***)	Grade 5
355710	Y	Social Studies Grade 5	Grade 5
355810		Physical Education Grade 5	Grade 5
355850		Health and Safety Grade 5	Grade 5
355900		Tools for Learning Grade 5	Grade 5
356010	Y	Grades 5-6 (combination)	Grade 5-6
358110	Y	Language Arts Grade 5-8 (combination)	Grade 5-8
358120	Y	Reading Developmental Skills 5-8 (combination)	Grade 5-8
358130	Y	Reading 5-8 (combination)	Grade 5-8
358140	Y	Strategic Reading 6-8 (combination)	Grade 6-8
358210	Y	Science 5-8 (combination)	Grade 5-8
358320	Y	Mathematics Developmental Skills 5- 8 (combination)	Grade 5-8
358330	Y	Mathematics Grade 5-8 (combination)	Grade 5-8
358410	Y	Foreign Language Grade 5-8 (combination)	Grade 5-8
358510	Y	Visual Art 5-8 (combination (***))	Grade 5-8
358530	Y	Vocal Music 5-8 (combination) (***)	Grade 5-8
358540	Y	Instrumental Music 5-8 (combination) (***)	Grade 5-8
358560	Y	General Music 5-8 (combination) (***)	Grade 5-8
358710	Y	Social Studies 5-8 (combination)	Grade 5-8
358810		Physical Education 5- 8 (combination)	Grade 5-8
358820		Physical Activity 5-8 (combination)	Grade 5-8
358850		Health and Safety 5-8 (combination)	Grade 5-8
358900		Tools for Learning 5-8 (combination)	Grade 5-8
366010	Y	Grade 6	Grade 6
366110	Y	Language Arts Grade 6	Grade 6
366120	Y	Reading Developmental Skills Grade 6	Grade 6
366130	Y	Reading Grade 6	Grade 6
366190	Y	Ramp-Up to Literacy - 6	Grade 6
366210	Y	Science Grade 6	Grade 6
366310	Y	Mathematics Grade 6	Grade 6
366320	Y	Mathematics Developmental Skills Grade 6	Grade 6
366390	Y	Ramp -Up to Math – 6	Grade 6
366510	Y	Visual Art Grade 6 (***)	Grade 6
366530	Y	Vocal Music Grade 6 (***)	Grade 6
366540	Y	Instrumental Music Grade 6 (***)	Grade 6
366560	Y	General Music Grade 6 (***)	Grade 6
366710	Y	Social Studies Grade 6	Grade 6
366810		Physical Education Grade 6	Grade 6

STATEWIDE INFORMATION SYSTEM 2013/2014
ARKANSAS COURSE NUMBERING SYSTEM
For Latest Updates <http://adedata.arkansas.gov/ccms/>

Level 3 (Grades 5-8 Programs)

Number	HQT*	Course Title	Subject Areas
366850		Health and Safety Grade 6	Grade 6
366900		Tools for Learning Grade 6	Grade 6
377110	Y	Language Arts Grade 7	Grade 7
377120	Y	Reading Developmental Skills Grade 7	Grade 7
377130	Y	Reading Grade 7	Grade 7
377190	Y	Ramp-Up to Literacy - 7	Grade 7
377210	Y	Science Grade 7	Grade 7
377310	Y	Mathematics Grade 7	Grade 7
377320	Y	Mathematics Developmental Skills Grade 7	Grade 7
377390	Y	Ramp-Up to Math - 7	Grade 7
377510	Y	Visual Art Grade 7	Grade 7
377530	Y	Vocal Music Grade 7	Grade 7
377540	Y	Instrumental Music Grade 7	Grade 7
377560	Y	General Music Grade 7	Grade 7
377710	Y	Social Studies Grade 7	Grade 7
377810		Physical Education Grade 7	Grade 7
377850		Health and Safety Grade 7	Grade 7
377900		Tools for Learning Grade 7	Grade 7
378720	Y	Arkansas History 7-8	Grade 7-8
388110	Y	Language Arts Grade 8	Grade 8
388120	Y	Reading Developmental Skills Grade 8	Grade 8
388130	Y	Reading Grade 8	Grade 8
388190	Y	Ramp-Up to Literacy - 8	Grade 8
388210	Y	Science Grade 8	Grade 8
388310	Y	Mathematics Grade 8	Grade 8
388320	Y	Mathematics Developmental Skills Grade 8	Grade 8
388390	Y	Ramp-Up to Math – 8	Grade 8
388510	Y	Visual Art Grade 8	Grade 8
388530	Y	Vocal Music Grade 8	Grade 8
388540	Y	Instrumental Music Grade 8	Grade 8
388560	Y	General Music Grade 8	Grade 8
388710	Y	Social Studies Grade 8	Grade 8
388810		Physical Education Grade 8	Grade 8
388850		Health and Safety Grade 8	Grade 8
388900		Tools for Learning Grade 8	Grade 8
399010		Information Technology Fundamentals	Grade 8
399020		DWE Approved Computer Applications I (8th grade)	Grades 5-8
399030		Intro to World Agriculture Science	Grades 5-8
399040		Computer Tech: Introduction	Grades 5-8
399050		Keyboarding (7-8 grade)	Grades 5-8
399060		Keyboarding Applications (7-8 grade)	Grades 5-8
399070		Family & Consumer Sciences (8th grade)	Grades 5-8
399080		Family & Consumer Sciences Investigation	Grades 5-8
399090		Leadership & Service Learning (7-8 grade)	Grades 5-8
399100		Career Orientation	Grades 5-8
399110		Automation and Robotics	Grades 5-8

STATEWIDE INFORMATION SYSTEM 2013/2014
ARKANSAS COURSE NUMBERING SYSTEM
For Latest Updates <http://adedata.arkansas.gov/ccms/>

Level 3 (Grades 5-8 Programs)

Number	HQT*	Course Title	Subject Areas
399120		Design and Modeling	Grades 5-8
399130		The Magic of Electrons	Grades 5-8
399140		The Science of Technology	Grades 5-8
399150		ETE 1 – Introduction to Technology and Engineering Education (7-8 grade)	Grades 5-8
399160		ETE 2 – Fundamentals of Technology and Engineering Education (7-8 grade)	Grades 5-8
399170		ACE Approved Keystone (7-8)	Grades 7-8
399190		E.A.S.T Initiative (5-8)	Grades 5-8
399200		DWE Approved Career & Technical	Grade 7-8
399210		DWE Approved Performing Arts Awareness	Grade 5-8
399220		DWE Approved Performing Arts Exploration	Grade 7-8
399230		DWE Approved Keyboarding (5-6 grade)	Grade 5-6
399240		Keyboarding Connections (.5 credit)	Grade 7-8
399250		Flight and Space	Grade 7-8
399260		Exploring Personal Finance	Grade 7-8
399270		ACE Approved Arts, Audio/Video Tech & Communications Orientation	Grade 7-8
399280		CT Intro-Based Career Orientation	Grade 7-8
399290		JAG Middle School	Grade 7-8
399300		GreenArchitecture (semester course)	Grade 7-8
399310		Energy and the Environment (semester course)	Grade 7-8

Level 4 (English L.A.)

Number	HQT*	Course Title	Subject Areas
410000	Y	English 9	10 9th Grade English
411000	Y	English 10	11 10th Grade English
412000	Y	English 11	12 11th Grade English
413000	Y	English 12	13 12th Grade English
414000		Oral Communications (.5 credit)	14 Oral Communications
414010		Oral Communications	14 Oral Communications
415000		Journalism	15 Journalism
416000		Drama (.5 credit)	16 Drama

Level 4 (Science)

Number	HQT*	Course Title	Subject Areas
420000	Y	Biology	20 Biology
420020	Y	ADE Approved Biology	20 Biology
421000	Y	Chemistry	21 Chemistry
421020	Y	ADE Approved Chemistry	21 Chemistry
422000	Y	Physics	22 Physics
422020	Y	ADE Approved Physics	22 Physics
423000	Y	Physical Science	23 Physical Science
423020	Y	ADE Approved Physical Science	23 Physical Science
424010	Y	ADE Approved Life Science	24 Life Science
424020	Y	Environmental Science	24 Life Science
424030	Y	Anatomy/Physiology	24 Life Science
425010	Y	ADE Approved Earth Science	25 Earth/Space Science
429010	Y	ADE Approved Science	29 ADE Approved Science
429700	Y	Small Business Operations	29 ADE Approved Science

Level 4 (Mathematics)

Number	HQT*	Course Title	Subject Areas
---------------	-------------	---------------------	----------------------

STATEWIDE INFORMATION SYSTEM 2013/2014
ARKANSAS COURSE NUMBERING SYSTEM
For Latest Updates <http://adedata.arkansas.gov/ccms/>

430000	Y	Algebra I	30 Algebra I
431000	Y	Geometry	31 Geometry
432000	Y	Algebra II	32 Algebra II
433000	Y	Pre-Calculus including Trigonometry	33 Pre Calculus/Trig
434030	Y	ADE Approved Calculus	34 ADE Approved Calculus

Level 4 (Mathematics)

Number	HQT*	Course Title	Subject Areas
439010	Y	ADE Approved Elective Mathematics I	39 ADE Approved Mathematics
439020	Y	ADE Approved Elective Mathematics II	39 ADE Approved Mathematics
439030	Y	Algebraic Connections	39 ADE Approved Mathematics
439040	Y	ADE Approved Functional Mathematics	39 ADE Approved Mathematics
439050	Y	Transition Math	39 ADE Approved Mathematics
439060	Y	ADE Approved Quantitative Literacy	39 ADE Approved Mathematics
439070	Y	Algebra III	39 ADE Approved Mathematics
439080	Y	Computer Mathematics ADE Approved	39 ADE Approved Mathematics
439090	Y	Statistics	39 ADE Approved Mathematics
439100	Y	Topics in Discrete Mathematics	39 ADE Approved Mathematics
439110	Y	Topics in Finite Mathematics	39 ADE Approved Mathematics

Level 4 (Foreign Language)

Number	HQT*	Course Title	Subject Areas
440000	Y	Spanish I	40 Spanish
440020	Y	Spanish II	40 Spanish
441000	Y	French I	41 French
441010	Y	French II	41 French
442000	Y	German I	42 German
442010	Y	German II	42 German
443000	Y	ADE Approved Italian I	43 Italian
443010	Y	ADE Approved Italian II	43 Italian
444000	Y	ADE Approved Russian I	44 Russian
444010	Y	ADE Approved Russian II	44 Russian
445000	Y	Latin I	45 Latin
445010	Y	Latin II	45 Latin
446000	Y	Japanese I	46 Japanese
446010	Y	Japanese II	46 Japanese
447000	Y	Chinese I	47 Chinese
447010	Y	Chinese II	47 Chinese
449000	Y	ADE Approved Foreign Language I	49 ADE Approved Foreign Language
449010	Y	ADE Approved Foreign Language II	49 ADE Approved Foreign Language

Level 4 (Fine Arts)

Number	HQT*	Course Title	Subject Areas
450000	Y	Art	50 Art
450010	Y	Advanced Art (.5 credit)	50 Art
450020	Y	ADE Approved Advanced Art	50 Art
450030	Y	Art II	50 Art
450040	Y	Art III	50 Art
450050	Y	Art IV	50 Art
450060	Y	Art History I (.5 credit)	50 Art
450070	Y	Art History II (.5 credit)	50 Art
450080	Y	Studio Art 2-D (.5 credit)	50 Art
450090	Y	Studio Art 3-D (.5 credit)	50 Art
451000	Y	Instrumental Music I	51 Instrumental Music
451020	Y	Advanced Instrumental Music (.5 credit)	51 Instrumental Music
451030	Y	ADE Approved Advanced Instrumental Music	51 Instrumental Music

STATEWIDE INFORMATION SYSTEM 2013/2014
ARKANSAS COURSE NUMBERING SYSTEM
For Latest Updates <http://adedata.arkansas.gov/ccms/>

451040	Y	Instrumental Music II	51 Instrumental Music
451050	Y	Instrumental Music III	51 Instrumental Music
451060	Y	Instrumental Music IV	51 Instrumental Music
452000	Y	Vocal Music I	52 Vocal Music
452020	Y	Advanced Vocal Music (.5 credit)	52 Vocal Music

Level 4 (Fine Arts)

Number	HQT*	Course Title	Subject Areas
452030	Y	ADE Approved Advanced Vocal Music	52 Vocal Music
452040	Y	Vocal Music II	52 Vocal Music
452050	Y	Vocal Music III	52 Vocal Music
452060	Y	Vocal Music IV	52 Vocal Music
453000	Y	Survey of Fine Arts (.5 credit)	53 Survey of Fine Arts
459000	Y	ADE Approved Fine Arts	59 ADE Approved Fine Arts
459010	Y	Music Theory	59 ADE Approved Fine Arts

Level 4 (Computer Applications)

Number	HQT*	Course Title	Subject Areas
460000		ADE Approved Computer Applications	60 Computer Applications
460010		E.A.S.T Initiative I	60 Computer Applications

Level 4 (Social Studies)

Number	HQT*	Course Title	Subject Areas
470000	Y	American History	70 American History
470030	Y	ADE Approved American History	70 American History
471000	Y	World History	71 World History
471030	Y	ADE Approved World History	71 World History
472000	Y	Civics/Government (.5 credit)	72 Civics/Government
472100	Y	Civics/American Government (1 credit)	72 Civics/Government
472200	Y	Civics	72 Civics/Government
473000	Y	Arkansas History (.5 Credit)	73 Arkansas History
474100	Y	American Government (.5 credit)	74 Social Studies
474200	Y	Contemporary American History (.5 credit)	74 Social Studies
474300	Y	Economics (.5 credit)	74 Social Studies
474400	Y	Psychology (.5 credit)	74 Social Studies
474500	Y	Sociology (.5 credit)	74 Social Studies
474600	Y	World Geography (.5 credit)	74 Social Studies
479000	Y	ADE Approved Social Studies	79 ADE Approved Social Studies
479010	Y	ADE Approved Social Studies (.5 Credit)	79 ADE Approved Social Studies

Level 4 (Health and Physical Education)

Number	HQT*	Course Title	Subject Areas
480000		Health and Safety (.5 Credit)	80 Health and Safety
480950		JROTC Health	80 Health and Safety
485000		Physical Education	85 Physical Education
485010		Personal Fitness for Life (.5 credit)	85 Physical Education
485020		Recreational Sports and Activities	85 Physical Education
485050		JROTC Physical Education	85 Physical Education

Level 4 (Career and Technical)

Number	HQT*	Course Title	Subject Areas
491010		Advanced Animal Science (.5 credit)	90-95 Career & Technical
491020		Agricultural Apprenticeship/Work-Based Learning	90-95 Career & Technical
491030		Agricultural Business (.5 credit)	90-95 Career & Technical
491040		Agricultural Electricity (.5 credit)	90-95 Career & Technical
491060		Agricultural Marketing (.5 credit)	90-95 Career & Technical
491140		Agriculture Science (.5 credit)	90-95 Career & Technical

STATEWIDE INFORMATION SYSTEM 2013/2014
ARKANSAS COURSE NUMBERING SYSTEM
For Latest Updates <http://adedata.arkansas.gov/ccms/>

491150		Agriculture Science & Technology	90-95 Career & Technical
491180		Animal Sciences (.5 credit)	90-95 Career & Technical
491190		Aquaculture (.5 credit)	90-95 Career & Technical
491200		Biological Animal Science (.5 credit)	90-95 Career & Technical
491210		Biological Plant Science (.5 credit)	90-95 Career & Technical
491220		Entrepreneurship (.5 credit)	90-95 Career & Technical
491230		Environmental Resources (.5 credit)	90-95 Career & Technical
491240		Floriculture (.5 credit)	90-95 Career & Technical

STATEWIDE INFORMATION SYSTEM 2013/2014
ARKANSAS COURSE NUMBERING SYSTEM
For Latest Updates <http://adedata.arkansas.gov/ccms/>

Level 4 (Career and Technical)

Number	HQT*	Course Title	Subject Areas
491250		Food Science Technology (.5 credit)	90-95 Career & Technical
491260		Forestry (.5 credit)	90-95 Career & Technical
491270		Greenhouse Management (.5 credit)	90-95 Career & Technical
491280		Intro to Horticultural Science (.5 credit)	90-95 Career & Technical
491300		Leadership & Communications (.5 credit)	90-95 Career & Technical
491310		Managing Natural Resources (.5 credit)	90-95 Career & Technical
491320		DWE Approved Meat Processing Laboratory	90-95 Career & Technical
491330		Nursery/Landscape (.5 credit)	90-95 Career & Technical
491340		Plant Science (.5 credit)	90-95 Career & Technical
491350		Small Engine Technology (.5 credit)	90-95 Career & Technical
491360		Turf Grass Management (.5 credit)	90-95 Career & Technical
491370		DWE Approved Agriculture	90-95 Career & Technical
491380		Agricultural Metals	90-95 Career & Technical
491390		Agricultural Mechanics	90-95 Career & Technical
491400		Agricultural Power System	90-95 Career & Technical
491410		Agricultural Structural Systems	90-95 Career & Technical
492010		Advertising (.5 credit)	90-95 Career & Technical
492020		Banking & Finance Consumer Lending (.5 credit)	90-95 Career & Technical
492030		Banking & Finance Law (.5 credit)	90-95 Career & Technical
492040		Banking & Finance Operations/Teller Training (.5 credit)	90-95 Career & Technical
492050		Banking & Finance Principles (.5 credit)	90-95 Career & Technical
492060		Business Communications (.5 credit)	90-95 Career & Technical
492070		Business Law I (.5 credit)	90-95 Career & Technical
492080		Business Law II (.5 credit)	90-95 Career & Technical
492100		Computerized Accounting I	90-95 Career & Technical
492110		Computerized Accounting II	90-95 Career & Technical
492120		Computerized Business Applications	60 Computer Applications and/or 90-95 Career & Technical
492130		Office Education Cooperative	90-95 Career & Technical
492140		Advanced Database Applications (.5 credit)	90-95 Career & Technical
492150		DC I – Digital Layout and Design (.5 credit)	90-95 Career & Technical
492160		DC II – Digital Imaging (.5 credit)	90-95 Career & Technical
492170		Enterprise Management I (.5 credit)	90-95 Career & Technical
492180		Enterprise Management II (.5 credit)	90-95 Career & Technical
492190		Fashion Merchandising (.5 credit)	90-95 Career & Technical
492210		Insurance & Risk Management (.5 credit)	90-95 Career & Technical
492230		International Travel (.5 credit)	90-95 Career & Technical
492240		Introduction to Finance (.5 credit)	90-95 Career & Technical
492250		Introduction to Hospitality (.5 credit)	90-95 Career & Technical
492260		Introduction to Travel & Tourism (.5 credit)	90-95 Career & Technical
492270		Investments & Securities (.5 credit)	90-95 Career & Technical
492280		Economics	90-95 Career & Technical
492300		Lodging Management I (Business)	90-95 Career & Technical
492310		Lodging Management II (Business)	90-95 Career & Technical
492320		Management	90-95 Career & Technical
492330		Marketing	90-95 Career & Technical
492340		Marketing Apprenticeship/Work-Based Learning	90-95 Career & Technical
492350		Marketing Management	90-95 Career & Technical
492360		DC III – Digital Media (.5 credit)	90-95 Career & Technical
492370		DC IV – Digital Audio Video Productions (.5 credit)	90-95 Career & Technical

STATEWIDE INFORMATION SYSTEM 2013/2014
ARKANSAS COURSE NUMBERING SYSTEM
For Latest Updates <http://adedata.arkansas.gov/ccms/>

Level 4 (Career and Technical)

Number	HQT*	Course Title	Subject Areas
492380		Office Management	90-95 Career & Technical
492390		Programming I (.5 credit)	90-95 Career & Technical
492400		Programming II (.5 credit)	90-95 Career & Technical
492430		Retailing (.5 credit)	90-95 Career & Technical
492440		Salesmanship (.5 credit)	90-95 Career & Technical
492450		Advanced Spreadsheet Applications (.5 credit)	90-95 Career & Technical
492460		Travel Destinations (.5 credit)	90-95 Career & Technical
492470		Word Processing I (.5 credit)	90-95 Career & Technical
492480		Word Processing II (.5 credit)	90-95 Career & Technical
492490		DWE Approved Computer Applications I (.5 credit)	90-95 Career & Technical 60 Computer Applications (CA I & II must be offered)
492500		DWE Approved Computer Applications II (.5 credit)	90-95 Career & Technical 60 Computer Applications (CA I & II must be offered)
492510		DWE Approved Computer Applications III (.5 credit)	90-95 Career & Technical
492520		DWE Approved Programming III (.5 credit)	90-95 Career & Technical
492540		Design and Multimedia Production (.5 credit)	90-95 Career & Technical
492550		DWE Approved Senior Technology Seminar (1 credit)	90-95 Career & Technical
492560		Database Fundamentals - Oracle Internet Academy (.5 credit)	90-95 Career & Technical
492570		Database Programming - Oracle Internet Academy (.5 credit)	90-95 Career & Technical
492580		Introduction to Java - Oracle Internet Academy (.5 credit)	90-95 Career & Technical
492590		Java Programming - Oracle Internet Academy (.5 credit)	90-95 Career & Technical
492600		DWE Approved Business Education	90-95 Career & Technical
492610		DWE Approved Marketing Education	90-95 Career & Technical
492620		Office Education Work-Based Learning	90-95 Career & Technical
492630		Introduction to Marketing (.5 credit)	90-95 Career & Technical
492640		Sports and Entertainment Marketing (.5 credit)	90-95 Career & Technical
492650		DWE Approved Web Design I – Associate Design Specialist	90-95 Career & Technical
492660		DWE Approved Web Design II –Internet Business Foundations/Network Technology Foundations	90-95 Career & Technical
492670		DWE Approved Web Technologies (1.0 credit)	90-95 Career & Technical
492680		DWE Approved Introduction to Object Oriented Programming (.5 credit)	90-95 Career & Technical
492690		Medical Office Procedures	90-95 Career & Technical
492700		Small Business Operations	90-95 Career & Technical
493010		Child Care Guidance, Mgmt. & Services	90-95 Career & Technical
493020		Child Development (.5 credit)	90-95 Career & Technical
493030		Clothing Management (.5 credit)	90-95 Career & Technical
493060		Clothing Management II (.5 credit)	90-95 Career & Technical
493080		Family & Consumer Sciences	90-95 Career & Technical
493100		Family Dynamics	90-95 Career & Technical
493110		Food & Nutrition (.5 credit)	90-95 Career & Technical
493120		Food Production, Mgmt. & Services	90-95 Career & Technical
493130		Food Science (.5 credit)	90-95 Career & Technical
493140		Housing & Interior Design (.5 credit)	90-95 Career & Technical
493150		Human Relations (.5 credit)	90-95 Career & Technical
493160		Leadership & Service Learning (9-12) (.5 credit)	90-95 Career & Technical
493170		Lodging Management I (FACS)	90-95 Career & Technical

STATEWIDE INFORMATION SYSTEM 2013/2014
ARKANSAS COURSE NUMBERING SYSTEM
For Latest Updates <http://adedata.arkansas.gov/ccms/>

493180		Lodging Management II (FACS)	90-95 Career & Technical
Level 4 (Career and Technical)			
Number	HQT*	Course Title	Subject Areas
493190		Personal & Family Finance (.5 credit)	90-95 Career & Technical
493200		Nutrition & Wellness (.5 credit)	90-95 Career & Technical
493210		Parenting (.5 credit)	90-95 Career & Technical
493220		ProStart I	90-95 Career & Technical
493230		ProStart II	90-95 Career & Technical
493240		Orientation to Teaching I	90-95 Career & Technical
493250		Introduction to Culinary Arts (.5 credit)	90-95 Career & Technical
493260		Culinary Arts I	90-95 Career & Technical
493270		Culinary Arts II	90-95 Career & Technical
493280		DWE Approved Family & Consumer Sciences	90-95 Career & Technical
493290		Orientation to Teaching II	90-95 Career & Technical
493310		Consumer Services	90-95 Career & Technical
493320		Customer Relations (.5 credit)	90-95 Career & Technical
493330		Entrepreneurial Experience	90-95 Career & Technical
493380		Fundamentals of Radio	90-95 Career & Technical
493390		Intermediate Radio	90-95 Career & Technical
493400		Advanced Radio	90-95 Career & Technical
493410		Radio Lab	90-95 Career & Technical
493420		Fundamentals of Television	90-95 Career & Technical
493430		Intermediate Television	90-95 Career & Technical
493440		Advanced Television	90-95 Career & Technical
493450		Television Lab	90-95 Career & Technical
493500		Dance Technique II	90-95 Career & Technical
493510		Dance Technique III	90-95 Career & Technical
493520		Dance Technique IV	90-95 Career & Technical
493540		Theater Performance I	90-95 Career & Technical
493550		Theater Performance II	90-95 Career & Technical
493570		Theater Technical Design I	90-95 Career & Technical
493580		Theater Technical Design II	90-95 Career & Technical
493590		Advanced Theater Seminar	90-95 Career & Technical
493600		Fundamentals of Graphic Communications	90-95 Career & Technical
493610		Intermediate Graphic Communications	90-95 Career & Technical
493620		Graphic Communications Lab	90-95 Career & Technical
493630		Advanced Graphic Communications	90-95 Career & Technical
493640		Fundamental Audio/Video Tech & Film	90-95 Career & Technical
493650		Intermediate Audio/Video Tech & Film	90-95 Career & Technical
493660		Advanced Audio/Video Tech & Film	90-95 Career & Technical
493670		Audio/Video Tech & Film Lab	90-95 Career & Technical
493680		Fundamental Journalism	90-95 Career & Technical
493690		Intermediate Journalism	90-95 Career & Technical
493700		Advanced Journalism	90-95 Career & Technical
493710		Journalism Lab	90-95 Career & Technical
493720		Introduction to Career Communications (.5 credit)	90-95 Career & Technical
493730		DWE Approved Career Communications I	90-95 Career & Technical
493740		DWE Approved Career Communications II	90-95 Career & Technical
493770		JAG Senior Applications	90-95 Career & Technical
493780		JAG Multi-Year I	90-95 Career & Technical
493790		JAG Multi-Year II	90-95 Career & Technical
493800		JAG Apprenticeship/Work-Based Learning	90-95 Career & Technical
493850		ACE Approved Keystone (.5 credit)	90-95 Career & Technical

STATEWIDE INFORMATION SYSTEM 2013/2014
ARKANSAS COURSE NUMBERING SYSTEM
For Latest Updates <http://adedata.arkansas.gov/ccms/>

493860		Internship	90-95 Career & Technical
Level 4 (Career and Technical)			
Number	HQT*	Course Title	Subject Areas
493870		ACE Approved Arts, Audio/Video Tech & Communications	90-95 Career & Technical
493880		Workplace Readiness (.5 credit)	90-95 Career & Technical
493890		DWE Career Cluster Senior Seminar (.5 credit)	90-95 Career & Technical
493900		ACE Approved Career Readiness	90-95 Career & Technical
493950		Youth Apprenticeship	90-95 Career & Technical
494010		ETE 1 – Introduction to Technology and Engineering Education (9th grade) (.5 credit)	90-95 Career & Technical
494020		ETE 2 – Fundamentals of Technology and Engineering Education (9th grade) (.5 credit)	90-95 Career & Technical
494030		Industrial Apprenticeship/Work-Based Learning I	90-95 Career & Technical
494040		Industrial Apprenticeship/Work-Based Learning II	90-95 Career & Technical
494050		Foundations of Sports Medicine I	90-95 Career & Technical
494060		Foundations of Sports Medicine II	90-95 Career & Technical
494070		Foundations of Sports Medicine III	90-95 Career & Technical
494130		Advanced Advertising and Graphic Design	90-95 Career & Technical
494140		DWE Approved 1st Responder	90-95 Career & Technical
494150		Fundamentals of Advertising and Graphic Design	90-95 Career & Technical
494160		Advertising and Graphic Design Lab	90-95 Career & Technical
494170		Intermediate Advertising and Design	90-95 Career & Technical
494180		Brakes	90-95 Career & Technical
494190		Electrical Systems	90-95 Career & Technical
494200		Engine Performance	90-95 Career & Technical
494210		Suspension & Steering	90-95 Career & Technical
494250		Aviation I (2 credits)	90-95 Career & Technical
494260		Aviation II (2 credits)	90-95 Career & Technical
494300		Non-Structural Analysis/Repair	90-95 Career & Technical
494310		Painting/Refinishing	90-95 Career & Technical
494320		Structural Analysis/Repair	90-95 Career & Technical
494350		Fundamentals of Photography	90-95 Career & Technical
494360		Photography Lab	90-95 Career & Technical
494370		Intermediate Photography	90-95 Career & Technical
494380		Advanced Photography	90-95 Career & Technical
494390		ACE Approved Photojournalism	90-95 Career & Technical
494400		Diagnostics	90-95 Career & Technical
494410		Networking	90-95 Career & Technical
494420		Operations	90-95 Career & Technical
494460		Carpentry	90-95 Career & Technical
494480		Construction Fundamentals	90-95 Career & Technical
494500		Electrical	90-95 Career & Technical
494510		Plumbing	90-95 Career & Technical
494550		Cosmetology I	90-95 Career & Technical
494560		Cosmetology Lab	90-95 Career & Technical
494570		Cosmetology II (2 credits)	90-95 Career & Technical
494600		Law Enforcement II	90-95 Career & Technical
494610		Criminal Law	90-95 Career & Technical
494620		Introduction to Criminal Justice	90-95 Career & Technical
494630		Law Enforcement I	90-95 Career & Technical
494650		Diesel Mechanics I (2 credits)	90-95 Career & Technical
494660		Diesel Mechanics II (2 credits)	90-95 Career & Technical
494700		Drafting & Design	90-95 Career & Technical

STATEWIDE INFORMATION SYSTEM 2013/2014
ARKANSAS COURSE NUMBERING SYSTEM
For Latest Updates <http://adedata.arkansas.gov/ccms/>

494710		Architecture/CADD I	90-95 Career & Technical
Level 4 (Career and Technical)			
Number	HQT*	Course Title	Subject Areas
494720		Architecture/CADD Lab	90-95 Career & Technical
494730		Architecture/CADD II (1 credits)	90-95 Career & Technical
494740		Engineering/CADD I	90-95 Career & Technical
494750		Engineering/CADD Lab	90-95 Career & Technical
494760		Engineering/CADD II (1 credits)	90-95 Career & Technical
494800		Electronics I	90-95 Career & Technical
494810		Electronics Lab	90-95 Career & Technical
494820		Electronics II (2 credits)	90-95 Career & Technical
494850		Furniture Manufacturing I	90-95 Career & Technical
494860		Furniture Manufacturing Lab	90-95 Career & Technical
Level 4 (ADE/DWE APPROVED)			
Number	HQT*	Course Title	Subject Areas
494870		Furniture Manufacturing II (2 credits)	90-95 Career & Technical
494900		Intro to GIS (.5 credit)	90-95 Career & Technical
494910		GIS & Remote Sensing (.5 credit)	90-95 Career & Technical
494920		SPACE	90-95 Career & Technical
494930		STARS	90-95 Career & Technical
494940		Introduction to Manufacturing	90-95 Career & Technical
494950		Design for Manufacturing	90-95 Career & Technical
494960		Manufacturing Production Processes	90-95 Career & Technical
494970		Manufacturing Power & Equipment Systems	90-95 Career & Technical
494980		Aerospace Engineering	90-95 Career & Technical
494990		Biotechnical Engineering	90-95 Career & Technical
495000		Principals of Biomedical Sciences	90-95 Career & Technical
495010		Human Body Systems	90-95 Career & Technical
495020		Medical Interventions	90-95 Career & Technical
495030		Biomedical Innovations	90-95 Career & Technical
495040		Image Assembly & Platemaking	90-95 Career & Technical
495050		Offset Press Operation	90-95 Career & Technical
495060		Reproduction Photography	90-95 Career & Technical
495100		HVACR I	90-95 Career & Technical
495110		HVACR II (2 credits)	90-95 Career & Technical
495150		Industrial Equipment Maintenance I	90-95 Career & Technical
495160		Industrial Equipment Maintenance Lab	90-95 Career & Technical
495170		Industrial Equipment Maintenance II (2 credits)	90-95 Career & Technical
495180		Dry-Cleaning I	90-95 Career & Technical
495190		Dry-Cleaning II	90-95 Career & Technical
495200		Machine Tool I	90-95 Career & Technical
495210		Machine Tool Lab	90-95 Career & Technical
495220		Machine Tool II (2 credits)	90-95 Career & Technical
495230		Medical Clinical Specialization/Internship (.5 credit)	90-95 Career & Technical
495240		Medical Math	90-95 Career & Technical
495250		Major Appliance Technology I	90-95 Career & Technical
495260		Major Appliance Technology Lab	90-95 Career & Technical
495270		Major Appliance Technology II (2 credits)	90-95 Career & Technical
495280		Pharmacy Technology Fundamentals	90-95 Career & Technical
495290		Pathology (.5 credit)	90-95 Career & Technical
495300		Human Anatomy and Physiology	90-95 Career & Technical
495310		Medical Clinical Internship/Specialization	90-95 Career & Technical
495320		Human Behavior and Disorders (.5 credit)	90-95 Career & Technical

STATEWIDE INFORMATION SYSTEM 2013/2014
ARKANSAS COURSE NUMBERING SYSTEM
For Latest Updates <http://adedata.arkansas.gov/ccms/>

495330		Medical Procedures (.5 credit)	90-95 Career & Technical
495340		Introduction to Medical Professions (.5 credit)	90-95 Career & Technical
495360		Medical Terminology (.5 credit)	90-95 Career & Technical
495370		Abnormal Psychology (.5 credit)	90-95 Career & Technical

Level 4 (ADE/DWE APPROVED)

Number	HQT*	Course Title	Subject Areas
495380		Intro to Medical Professions Extended (.5)	90-95 Career & Technical
495390		Medical Procedures Expanded(.5 credit)	90-95 Career & Technical
495400		Power Equipment Technology I	90-95 Career & Technical
495410		Power Equipment Technology Lab	90-95 Career & Technical
495420		Power Equipment Technology II (2 credits)	90-95 Career & Technical
495440		Civil Engineering & Architecture	90-95 Career & Technical
495450		Computer Integrated Manufacturing	90-95 Career & Technical
495460		Digital Electronics	90-95 Career & Technical
495470		Engineering Design and Development	90-95 Career & Technical
495480		Introduction to Engineering Design	90-95 Career & Technical
495490		Principles of Engineering	90-95 Career & Technical
495500		Radio/TV Broadcasting I	90-95 Career & Technical
495510		Radio/TV Broadcasting Lab	90-95 Career & Technical
495520		Radio/TV Broadcasting II (2 credits)	90-95 Career & Technical
495530		TV Broadcasting II (2 credits)	90-95 Career & Technical
495550		Gas Metal Arc Welding	90-95 Career & Technical
495560		Gas Tungsten Arc Welding	90-95 Career & Technical
495570		Metal Fabrication	90-95 Career & Technical
495580		Shielded Metal Arc Welding	90-95 Career & Technical
495590		Introduction to Health Informatics (.5 credit)	90-95 Career & Technical
495600		Case Studies in Health Informatics	90-95 Career & Technical
495610		Professional Practice: Health Informatics Internship	90-95 Career & Technical
495760		Air Force JROTC I	90-95 Career & Technical
495770		Air Force JROTC II	90-95 Career & Technical
495780		Air Force JROTC III	90-95 Career & Technical
495790		Army JROTC I	90-95 Career & Technical
495800		Army JROTC II	90-95 Career & Technical
495810		Army JROTC III	90-95 Career & Technical
495820		Marine JROTC I	90-95 Career & Technical
495830		Marine JROTC II	90-95 Career & Technical
495840		Marine JROTC III	90-95 Career & Technical
495850		Navy JROTC I	90-95 Career & Technical
495860		Navy JROTC II	90-95 Career & Technical
495870		Navy JROTC III	90-95 Career & Technical
495880		Air Force JROTC IV	90-95 Career & Technical
495890		Army JROTC IV	90-95 Career & Technical
495900		Marine JROTC IV	90-95 Career & Technical
495910		Navy JROTC IV	90-95 Career & Technical
496010		Community Service Learning	96 Miscellaneous Credit
496020		Personal Finance	96 Miscellaneous Credit
499900		DWE Concurrent Credit	96 Miscellaneous Credit
510010	Y	ADE Approved English 9 Honors	10 9th Grade English
510020	Y	ADE Approved English 9	10 9th Grade English
510030	Y	Ramp-Up to Advanced Literacy	10 9th Grade English
510040	Y	ESL English 9	10 9th Grade English
511010	Y	ADE Approved English 10 Honors	11 10th Grade English
511020	Y	ADE Approved English 10	11 10th Grade English
511030	Y	ESL English 10	11 10th Grade English

STATEWIDE INFORMATION SYSTEM 2013/2014
ARKANSAS COURSE NUMBERING SYSTEM
For Latest Updates <http://adedata.arkansas.gov/ccms/>

512010	Y	ADE Approved English 11 Honors	12 11th Grade English
512020	Y	ADE Approved English 11	12 11th Grade English
512030	Y	ESL English 11	12 11th Grade English
513010	Y	ADE Approved English 12 Honors	13 12th Grade English
513020	Y	ADE Approved English 12	13 12th Grade English
513030	Y	ESL English 12	13 12th Grade English
514010		ADE Approved Oral Communications Honors	14 Oral Communications
514020		ADE Approved Oral Communications Honors	14 Oral Communications
514030		ADE Approved Oral Communications II	14 Oral Communications
514040		ADE Approved Oral Communications III	14 Oral Communications
514050		ADE Approved Oral Communications IV	14 Oral Communications
515010		ADE Approved Journalism Honors	15 Journalism
515020		ADE Approved Journalism	15 Journalism
515030		ADE Approved Journalism II	15 Journalism

Level 4 (ADE/DWE APPROVED)

Number	HQT*	Course Title	Subject Areas
515040		ADE Approved Journalism III	15 Journalism
515050		ADE Approved Journalism IV	15 Journalism
516010		ADE Approved Drama Honors	16 Drama
516020		ADE Approved Drama (maybe used for fine arts credit)	16 Drama
517030	Y	AP English Language and Composition	17 ADE Approved English
517040	Y	AP English Literature and Composition	17 ADE Approved English
517100	Y	ESL English	19 ADE Approved Language Arts
517200	Y	IB English	17 ADE Approved English
519050	Y	ADE Approved Language Arts Honors	19 ADE Approved Language Arts
519060	Y	ADE Approved Language Arts	19 ADE Approved Language Arts
519100	Y	ADE Approved Reading	19 ADE Approved Language Arts
519110	Y	Critical Reading	19 ADE Approved Language Arts
519900		Other Concurrent Credit Language Arts	19 ADE Approved Language Arts
520010	Y	ADE Approved Biology Honors	20 Biology
520030	Y	AP Biology	20 Biology
521010	Y	ADE Approved Chemistry Honors	21 Chemistry
521030	Y	AP Chemistry	21 Chemistry
521040	Y	IB Chemistry	21 Chemistry
522000	Y	Principles of Technology II	22 Physics
522010	Y	ADE Approved Physics Honors	22 Physics
522030	Y	AP Physics B	22 Physics
522040	Y	AP Physics C: Electricity and Magnetism	22 Physics
522050	Y	AP Physics C: Mechanics	22 Physics
522060	Y	IB Physics	22 Physics
522070	Y	Physics in Context	22 Physics
523000	Y	Principles of Technology I	23 Physical Science
523010	Y	ADE Approved Physical Science Honors	23 Physical Science
523030	Y	AP Environmental Science	23 Physical Science
523100	Y	ESL Physical Science	29 ADE Approved Science
524020	Y	ADE Approved Life Science Honors	24 Life Science
524030	Y	Advanced Placement Environmental Science	24 Life Science
524100	Y	ESL Life Science	29 ADE Approved Science
525020	Y	ADE Approved Earth Science Honors	25 Earth/Space Science
529020	Y	ADE Approved Science Honors	29 ADE Approved Science
529030	Y	IB Biology	29 ADE Approved Science
529900		Other Concurrent Credit Science	29 ADE Approved Science
530010	Y	ADE Approved Algebra I Honors	30 Algebra I

STATEWIDE INFORMATION SYSTEM 2013/2014
ARKANSAS COURSE NUMBERING SYSTEM
For Latest Updates <http://adedata.arkansas.gov/ccms/>

530020	Y	ADE Approved Algebra I	30 Algebra I
530030	Y	IB Algebra I	30 Algebra I
530090	Y	Core-Plus (1)	30 Algebra I
530100	Y	First Part Algebra I	30 Algebra I
530110	Y	ARISE (1)	30 Algebra I
530120	Y	SIMMS (1)	30 Algebra I
530200	Y	Second Part Algebra I	30 Algebra I
531010	Y	ADE Approved Geometry Honors	31 Geometry
531020	Y	ADE Approved Geometry	31 Geometry
531030	Y	IB Geometry	31 Geometry
531040	Y	Investigating Geometry	31 Geometry
531070	Y	Core-Plus (2)	31 Geometry
531080	Y	SIMMS (2)	31 Geometry
531090	Y	ARISE (2)	31 Geometry
531100	Y	First Part Geometry	31 Geometry

Level 4 (ADE/DWE APPROVED)

Number	HQT*	Course Title	Subject Areas
531200	Y	Second Part Geometry	31 Geometry
532010	Y	ADE Approved Algebra II Honors	32 Algebra II
532020	Y	ADE Approved Algebra II	32 Algebra II
532030	Y	IB Algebra II	32 Algebra II
532040	Y	Core-Plus (3)	32 Algebra II
532050	Y	SIMMS (3)	32 Algebra II
532060	Y	ARISE (3)	32 Algebra II
533010	Y	ADE Approved Pre Calculus including Trig Honors	33 Pre Calculus/Trig
533020	Y	ADE Approved Pre Calculus including Trig	33 Pre Calculus/Trig
533070	Y	Pacesetter Math Pre Calculus	33 Pre Calculus/Trig
533130	Y	Core-Plus (4)	33 Pre Calculus/Trig
533140	Y	SIMMS (4)	33 Pre Calculus/Trig
533150	Y	ARISE (4)	33 Pre Calculus/Trig
533160	Y	IB Pre Calculus/Trig	33 Pre Calculus/Trig
534020	Y	ADE Approved Calculus Honors	34 ADE Approved Calculus
534040	Y	AP Calculus AB	34 ADE Approved Calculus
534050	Y	AP Calculus BC	34 ADE Approved Calculus
534060	Y	IB Calculus	34 ADE Approved Calculus
539020	Y	ADE Approved Elective Mathematics Honors	39 ADE Approved Mathematics
539030	Y	Advanced Placement Statistics	39 ADE Approved Mathematics
539040	Y	IB Trigonometry	39 ADE Approved Mathematics
539050	Y	ADE Approved Discrete Mathematics Honors	39 ADE Approved Mathematics
539060	Y	IB Mathematical Studies	39 ADE Approved Mathematics
539070	Y	IB Mathematics SL	39 ADE Approved Mathematics
539100	Y	ESL Mathematics	39 ADE Approved Mathematics
539700	Y	Ramp-Up to Algebra	39 ADE Approved Mathematics
539900		Other Concurrent Credit Mathematics	39 ADE Approved Mathematics
540020	Y	IB Spanish	40 Spanish
540030	Y	Spanish III	40 Spanish
540040	Y	Spanish IV	40 Spanish
540060	Y	ADE Approved Spanish Honors	40 Spanish
540070	Y	AP Spanish Language	40 Spanish
540080	Y	AP Spanish Literature	40 Spanish
540100	Y	Spanish for Native Speakers I	40 Spanish
540110	Y	Spanish for Native Speakers II	40 Spanish
540120	Y	Spanish for Native Speakers III	40 Spanish
540130	Y	IB Spanish III	40 Spanish

STATEWIDE INFORMATION SYSTEM 2013/2014
ARKANSAS COURSE NUMBERING SYSTEM
For Latest Updates <http://adedata.arkansas.gov/ccms/>

540140	Y	IB Spanish IV	40 Spanish
540150	Y	IB Spanish AB Initio	40 Spanish
541030	Y	French III	41 French
541040	Y	French IV	41 French
541050	Y	ADE Approved French Honors	41 French
541060	Y	AP French Language	41 French
541070	Y	IB French III	41 Spanish
541080	Y	IB French ab initio SL	41 Spanish
542030	Y	German III	42 German
542040	Y	German IV	42 German
542060	Y	AP German Language	42 German
542070	Y	ADE Approved German Honors	42 German
542080	Y	IB German ab initio SL	42 German
543030	Y	Italian III	43 Italian
543040	Y	Italian IV	43 Italian
543050	Y	ADE Approved Italian Honors	43 Italian
543060	Y	Advanced Placement Italian Language & Culture	43 Italian

Level 4 (ADE/DWE APPROVED)

Number	HQT*	Course Title	Subject Areas
544030	Y	ADE Approved Russian III	44 Russian
544040	Y	ADE Approved Russian IV	44 Russian
544050	Y	ADE Approved Russians Honors	44 Russian
545030	Y	ADE Approved Latin III	45 Latin
545040	Y	ADE Approved Latin IV	45 Latin
545050	Y	ADE Approved Latin Honors	45 Latin
545070	Y	AP Latin Vergil	45 Latin
546030	Y	Japanese III	46 Japanese
546040	Y	Japanese IV	46 Japanese
546060	Y	AP Japanese Language & Culture	46 Japanese
547030	Y	ADE Approved Chinese III	47 Chinese
547040	Y	ADE Approved Chinese IV	47 Chinese
547050	Y	ADE Approved Chinese Honors	47 Chinese
547060	Y	AP Chinese Language & Culture	47 Chinese
549030	Y	ADE Approved Foreign Language III	49 ADE Approved Foreign Language
549040	Y	ADE Approved Foreign Language IV	49 ADE Approved Foreign Language
549050	Y	ADE Approved Foreign Language Honors	49 ADE Approved Foreign Language
549900		Other Concurrent Credit Foreign Language	49 ADE Approved Foreign Language
550010	Y	ADE Approved Art	50 Art
550020	Y	ADE Approved Art II	50 Art
550030	Y	ADE Approved Art III	50 Art
550040	Y	ADE Approved Art IV	50 Art
551010	Y	ADE Approved Instrumental Music	51 Instrumental Music
551020	Y	ADE Approved Instrumental Music II	51 Instrumental Music
551030	Y	ADE Approved Instrumental Music III	51 Instrumental Music
551040	Y	ADE Approved Instrumental Music IV	51 Instrumental Music
552010	Y	ADE Approved Vocal Music	52 Vocal Music
552020	Y	ADE Approved Vocal Music II	52 Vocal Music
552030	Y	ADE Approved Vocal Music III	52 Vocal Music
552040	Y	ADE Approved Vocal Music IV	52 Vocal Music
553010	Y	ADE Approved Survey of Fine Arts	53 Survey of Fine Arts
559000		Other Concurrent Credit Fine Arts	59 ADE Approved Fine Arts
559010	Y	AP Music Theory	59 ADE Approved Fine Arts
559030	Y	AP Art History	59 ADE Approved Fine Arts
559040	Y	AP Studio Art Drawing Portfolio	59 ADE Approved Fine Arts

STATEWIDE INFORMATION SYSTEM 2013/2014
ARKANSAS COURSE NUMBERING SYSTEM
For Latest Updates <http://adedata.arkansas.gov/ccms/>

559050	Y	AP Studio Art 2-D Design Portfolio	59 ADE Approved Fine Arts
559060	Y	AP Studio Art 3-D Design Portfolio	59 ADE Approved Fine Arts
559100		ADE Approved Drama	59 ADE Approved Fine Arts
559110		ADE Approved Fine Arts Drama	59 ADE Approved Fine Arts
559200		ACE Introduction to Theatre	59 ADE Approved Fine Arts
559210		ACE Dance Technique I	59 ADE Approved Fine Arts
559800	Y	ADE Approved Fine Arts	59 ADE Approved Fine Arts
559810	Y	IB Fine Arts	59 ADE Approved Fine Arts
559820	Y	IB VisualArts	59 ADE Approved Fine Arts
559830	Y	ADE Approved Fine Arts Honors	59 ADE Approved Fine Arts
560020		E.A.S.T Initiative II	60 Computer Applications
560000		ADE Approved Computer Science	60 Computer Applications
560010		ADE Approved Computer Science Honors	60 Computer Applications
560020		E.A.S.T Initiative II	60 Computer Applications
560030		E.A.S.T Initiative III	60 Computer Applications
560040		E.A.S.T Initiative IV	60 Computer Applications
560050		AP Computer Science A	60 Computer Applications
560060		IB Computer Science	60 Computer Applications
560100		ExplorNet	60 Computer Applications
560900		Other Concurrent Credit Computer Science	60 Computer Applications
570010	Y	ADE Approved American History Honors	70 American History
570020	Y	AP United States History	70 American History
570040	Y	IB Contemporary American History	70 American History
570050	Y	IB History of the Americans	70 American History

Level 4 (Local Credit)

Number	HQT*	Course Title	Subject Areas
571010	Y	ADE Approved World History Honors	71 World History
571020	Y	AP World History	71 World History
572010	Y	AP United States Government & Politics	72 Civics/Government
572020	Y	ADE Approved Civics/Government Honors	72 Civics/Government
572030	Y	IB American Government	72 Civics/Government
572040	Y	ADE Enhanced AP United States Government & Politics	72 Civics/Government
573010	Y	ADE Approved Arkansas History Honors	73 Arkansas History
579000	Y	ADE Approved Social Studies	79 ADE Approved Social Studies
579010	Y	ADE Approved Social Studies Honors	79 ADE Approved Social Studies
579020	Y	Economics/Geography	79 ADE Approved Social Studies
579030		IB Psychology	79 ADE Approved Social Studies
579080	Y	AP Human Geography	79 ADE Approved Social Studies
579100	Y	ESL Social Studies	79 ADE Approved Social Studies
579120		AP Psychology	79 ADE Approved Social Studies
579130	Y	AP Macroeconomics/Personal Finance (0.5 credit)	79 ADE Approved Social Studies
579150	Y	AP Macroeconomics	79 ADE Approved Social Studies
579160	Y	AP Microeconomics	79 ADE Approved Social Studies
579170	Y	AP European History	79 ADE Approved Social Studies
579180	Y	AP Comparative Government & Politics	79 ADE Approved Social Studies
579190	Y	IB Geography	79 ADE Approved Social Studies
579900		Other Concurrent Credit Social Studies	79 ADE Approved Social Studies
580010		ADE Approved Health and Safety	80 Health and Safety
580900		Other Concurrent Credit Health Ed.	80 Health and Safety
585010		ADE Approved Physical Education	85 Physical Education
585020		Organized Physical Activity	85 Physical Education
585900		Other Concurrent Credit Physical Ed.	85 Physical Education
590010		Cashier Checker (.5 credit)	90-95 Career & Technical

STATEWIDE INFORMATION SYSTEM 2013/2014
ARKANSAS COURSE NUMBERING SYSTEM
For Latest Updates <http://adedata.arkansas.gov/ccms/>

590020		DWE Approved Cisco Networking Academy	90-95 Career & Technical
590030		DWE Approved FIRST Robotics	90-95 Career & Technical
590040		Industrial Tech Ed	90-95 Career & Technical
590050		DWE Approved Agriculture Education	90-95 Career & Technical
590060		DWE Approved Family & Consumer Sciences Education	90-95 Career & Technical
590070		DWE Approved Business Education	90-95 Career & Technical
590080		DWE Approved Marketing	90-95 Career & Technical
590090		DWE Approved Technical Course	90-95 Career & Technical
590990		ACE Concurrent Credit	90-95 Career & Technical
590100		DWE Approved Technical Lab	90-95 Career & Technical
590110		DWE Approved Career & Technical .5 U	90-95 Career & Technical
590120		DWE Approved Performing Arts Lab	90-95 Career & Technical
590130		DWE Approved Career Communications Lab	90-95 Career & Technical
591010		ADE Approved AVID	90-95 Career & Technical
591020		ADE Approved AVID II	90-95 Career & Technical
591030		ADE Approved AVID III	90-95 Career & Technical
591040		ADE Approved AVID IV	90-95 Career & Technical
592100		IB Information Technology in a Global Society	90-95 Career & Technical
592200		IB Business and Management	90-95 Career & Technical
596100		Gifted/Talented Seminar	96 Miscellaneous Credit
596200		IB Theory of Knowledge	96 Miscellaneous Credit
596300		Split Training Option	96 Miscellaneous Credit
614000		Other ADE Approved Speech	14 Oral Communications
615000		Other ADE Approved Journalism	15 Journalism
616000		Other ADE Approved Drama	16 Drama

Level 4 (Local Credit)

Number	HQT*	Course Title	Subject Areas
617000	Y	Other ADE Approved English	17 ADE Approved English
623000	Y	Other ADE Approved Physical Science	23 Physical Science
624000	Y	Other ADE Approved Life Science	24 Life Science
639000	Y	Other ADE Approved Mathematics	39 ADE Approved Mathematics
649000	Y	Other ADE Approved Foreign Language	49 ADE Approved Foreign Language
650000	Y	Other ADE Approved Art	50 Art
651000	Y	Other ADE Approved Instrumental Music	51 Instrumental Music
652000	Y	Other ADE Approved Vocal Music	52 Vocal Music
659000	Y	Other ADE Approved Fine Arts	59 ADE Approved Fine Arts
660000		Other ADE Approved Computer Applications	60 Computer Applications
679000	Y	Other ADE Approved Social Studies	79 ADE Approved Social Studies
680000		Other ADE Approved Health and Safety	80 Health and Safety
685000		Other ADE Approved Physical Education	85 Physical Education
690010		ACE Approved Keystone (9-10) (0.5 credit)	90-95 Career & Technical
690020		ACE Approved Photo Journalism	90-95 Career & Technical
690030		STRIVE	90-95 Career & Technical
690040		Driver's Education (.5 credit)	90-95 Career & Technical
690050		Keyboarding (.5 credit)	90-95 Career & Technical
690060		Keyboarding Applications (.5 credit)	90-95 Career & Technical
696000		ADE Approved Academic Elective	96 Miscellaneous Credit
696100		Calculator Applications	96 Miscellaneous Credit

STATEWIDE INFORMATION SYSTEM 2013/2014
ARKANSAS COURSE NUMBERING SYSTEM
For Latest Updates <http://adedata.arkansas.gov/ccms/>

Level 4 (Non Academic) Do Not Use for Subject Area Credit

Number	HQT*	Course Title	Subject Areas
970100	Y	Title I Early Childhood	Specialist & Special Programs (Instructional)
970110		Library Skills	Specialist & Special Programs (Instructional)
970120		Independent Study	Specialist & Special Programs (Instructional)
970130		Remediation/Enrichment	Specialist & Special Programs (Instructional)
970140		GED	Specialist & Special Programs (Instructional)
970150		Adult Education	Specialist & Special Programs (Instructional)
970160		Job Corps	Specialist & Special Programs (Instructional)
970200		Title I Early Childhood Supervised	Specialist & Special Programs (Instructional)
970300	Y	Title I Reading	Specialist & Special Programs (Instructional)
970310	Y	Title I Science	Specialist & Special Programs (Instructional)
970400	Y	Title I Language Arts	Specialist & Special Programs (Instructional)
970410	Y	Title I Social Studies	Specialist & Special Programs (Instructional)
970500	Y	Title I Language Arts Supervised	Specialist & Special Programs (Instructional)
970600	Y	Title I Math	Specialist & Special Programs (Instructional)
970700	Y	Title I Math Supervised	Specialist & Special Programs (Instructional)
970800		Gifted and Talented	Specialist & Special Programs (Instructional)
970900		Learning Skills	Specialist & Special Programs (Instructional)
971000		Alternative Education (Do not use for subject area credit)	Specialist & Special Programs (Instructional)
971100		Migrant Education	Specialist & Special Programs (Instructional)
971400		Speech Pathology	Specialist & Special Programs (Instructional)
971500		Special Education Itinerant Services	Specialist & Special Programs (Instructional)
971510		Hearing Impaired Services	Specialist & Special Programs (Instructional)
971520		Visually Impaired Services	Specialist & Special Programs (Instructional)
971530		Special Education Resource Services	Specialist & Special Programs (Instructional)
971540		Special Education Self-Contained (T/P Ratio 1-10 or 1-15)	Specialist & Special Programs (Instructional)
971550		Special Education Self-Contained (T/P Ratio 1-6)	Specialist & Special Programs (Instructional)
971600		English Language Learner (ELL/ESL)	Specialist & Special Programs (Instructional)
972100	Y	Special Education Language Arts	Specialist & Special Programs (Instructional)
972110	Y	Special Education Reading	Specialist & Special Programs (Instructional)
972200	Y	Special Education Science	Specialist & Special Programs (Instructional)
972300	Y	Special Education Mathematics	Specialist & Special Programs (Instructional)
972700	Y	Special Education Social Studies	Specialist & Special Programs (Instructional)
973900	Y	9th Grade Math Portfolio	Specialist & Special Programs (Instructional)
973910	Y	10th Grade Science Portfolio	Specialist & Special Programs (Instructional)
980010		Title I Vocational	Specialist & Special Programs (Instructional)
999000		Study Hall	Non Academic Credit Activity
999010		Secondary Physical Activity	No Credit
999100		Student Activities	Non Academic Credit Activity
999120		Local Community Service Activity	Non Academic Credit Activity
999130		Annual	Non Academic Credit Activity
999140		Newspaper	Non Academic Credit Activity
999800		Prep Period	Non Academic Credit Activity
999810		Football/Basketball/Track	Non Academic Credit Activity
999820		Other Athletics	Non Academic Credit Activity
999830		Student Aide	Non Academic Credit Activity
999840		Lunch	Non Academic Credit Activity
999850		Cheerleading/Drill Team	Non Academic Credit Activity
999860		Advisory/Homeroom	Non Academic Credit Activity
999870		ROTC Drill Team	Non Academic Credit Activity

STATEWIDE INFORMATION SYSTEM 2013/2014
ARKANSAS COURSE NUMBERING SYSTEM
For Latest Updates <http://adedata.arkansas.gov/ccms/>

Level 4 (Non Academic) Do Not Use for Subject Area Credit

Number	HQT*	Course Title	Subject Areas
999880		Test Preparation	Non Academic Credit Activity
999890		CAP/Mentoring	Non Academic Credit Activity
999990		Misc. Non Academic Activity/Assignment	Non Academic Credit Activity
		Note 1: Due to recent changes in legislation and standards regarding course rigor and smart core these courses will not count toward the required 38 units after the 2004-2005 school year.	Note 2: Due to recent changes in legislation and standards regarding course rigor and smart core these courses will not count toward the required 38 units after the 2005-2006 school year.

STATEWIDE INFORMATION SYSTEMS 2013/2014

ARKANSAS FINANCIAL PERSONNEL (PAGE 36/37) POSITION CROSS-REFERENCE

Ref. No.	Position	Ref. No.	Position
3601	Assistant Superintendent	3644	Other Non-Instruction Services
3602	Business Manager	3645	Substitutes/Temps (No FTE Required)
3603	Finance Officer	3646	Library/Media Support
3604	Bookkeeper/Accountant	3647	Safety
3605	Director of Federal Programs	3648	Underpayment
3606	Personnel Director	3649	Coop Director
3607	Purchasing Agent	3650	Instructional Supv. Duty
3608	Public Relations		
3609	Secretary/Clerk Non-Instruction – CLS		
3610	Maintenance & Operation		
3611	Electricians		
3612	Plumbers		
3613	Painter/Carpenters		
3614	Director Pupil Transportation		
3615	Bus Mechanics		
3616	Bus Drivers		
3617	Guidance Services, CRT		
3618	Administration, CRT		
3619	Director Food Service/Dietitian		
3620	Other Food Service Personnel		
3621	Instructional Support		
3622	Instruction/Other Aides/Paraprofessional		
3623	Other Aides/Paraprofessional		
3624	ROTC		
3625	Social Workers		
3626	Nurses		
3627	Attendance Workers		
3628	Adult Education		
3629	Campus Security		
3630	Crossing Guard		
3631	Lunchroom Aides		
3632	Bus Dispatcher		
3633	Bus Monitor		
3634	Resource Officer		
3635	K-4 Summer Remedial (No FTE Required)		
3636	Other		
3637	Psychological Services		
3638	Other Support Services		
3639	PRD&E Services		
3640	Administrative Technology		
3641	Other Central Support Services		
3642	Other Enterprise OP		
3643	Community Services		

STATEWIDE INFORMATION SYSTEMS 2013/2014

ARKANSAS FINANCIAL PERSONNEL (PAGE 36/37) POSITION CROSS-REFERENCE

Ref. No.	Position
3701	Superintendent/Cooperative Director
3702	Curriculum Supervisor – District Wide
3703	Curriculum Supervisor – Elementary
3704	Curriculum Supervisor – Secondary
3705	Director of Federal Programs
3706	Other Officials/Administrators
3707	Elementary School Principals
3708	Elementary School Assistant Principals
3709	Middle/Jr. High School Principals
3710	Middle/Jr. High School Asst. Principals
3711	High School Principals
3712	High School Assistant Principals
3713	Elementary Library/Media Specialist
3714	Middle/Jr. High Library/Media Specialist
3715	High School Library/Media Specialist
3716	Elementary Guidance Counselor
3717	Middle/Jr. High Guidance Counselor
3718	High School Guidance Counselor
3719	Elementary Psychologists
3720	Secondary Psychologists
3721	Pre-School Teachers
3722	Kindergarten Teachers
3723	Elementary School Teachers
3724	Middle/Jr. High School Teachers
3725	High School Teachers
3726	K-4 Summer Remedial (No FTE Required)
3727	Early Childhood Ed.
3728	Preschool – Special Needs
3729	Elementary Special Education Teachers
3730	Secondary Special Education Teachers
3731	Elementary Other Professional Personnel
3732	Secondary Other Professional Personnel Other
3733	Other
3734	Elementary Summer School Teachers (No FTE Required)
3735	Secondary Summer School Teachers
3736	SUBSTITUTES/TEMPS (No FTE Required)
3737	Adult Education Teachers
3738	Elementary Regular Home Bound Teachers
3739	Secondary Regular Home Bound Teaches
3740	Elementary Special Education Home Bound Teachers
3741	Secondary Special Education Home Bound Teachers
3742	Elementary Athletics
3743	Secondary Athletics
3744	Elementary Student Activities
3745	Secondary Student Activities

STATEWIDE INFORMATION SYSTEMS 2013/2014

ARKANSAS FINANCIAL PERSONNEL (PAGE 36/37) POSITION CROSS-REFERENCE

Ref. No.	Position
3746	Athletic Director
3747	Elementary Other (Underpayment)
3748	Secondary Other (Underpayment)
3749	Elementary Other (GT, Music, Computer, ESL, ALE)
3750	Secondary Other (GT, Music, Computer, ESL, ALE)
3751	Other Support-Instructional
3752	Elementary Other Support-Administration
3753	Secondary Other Support-Administration
3754	Support Svs-Business
3755	Assistant Superintendent
3756	Elementary Dean of Students
3757	Secondary Dean of Students
3758	Elementary Attendance/Social Work Services
3759	Secondary Attendance/Social Work Services
3760	Elementary Health Services/Nurses
3761	Secondary Health Services/Nurses
3762	Elementary Speech Pathology/Audiology Services
3763	Secondary Speech Pathology/Audiology Services
3764	Mid/JH Other Support-Administration*
3765	High School Other Support-Administration*
3766	Support Svs-Business
3767	Assistant Superintendent
3768	Elem. Dean of Students*
3769	Mid/JH Dean of Students*
3770	High School Dean of Students*
3771	Elem. Attendance/Social Work Services*
3772	Mid/JH Attendance/Social Work Services*
3773	High School Attendance/Social Work Services*
3774	Elem. Health Services/Nurses*
3775	Mid/JH Health Services/Nurses*
3776	High School Health Services/Nurses*
3777	Elem. Speech Pathology /Audiology Services*
3778	Mid/JH Speech Pathology /Audiology Services*
3779	High School Speech Pathology /Audiology Services*

STATEWIDE INFORMATION SYSTEMS 2013/2014

**ADE REPORTS BY CYCLE
(REPORTS LISTED ALPHABETICALLY)**

Cycle 1 – September 30
Cycle 2 – October 15
Cycle 3 – November 15
Cycle 4 – December 15
Cycle 5 – February 15
Cycle 6 – April 15
Cycle 7 – June 15
Cycle 8 – July 15
Cycle 9 – August 15

Report	Cycle
Act 61 (rpt820)	4
Act 61ii (rpt824)	7
Adult Education Student Count (Arkansas River Coop) (rpt380).....	2
ALE Annual Report (rpt444).....	7
ALE Days (rpt441)	2,3,4,5,6,7
ALE Student Course Report (rpt480)	7
Annual Financial Report (AFRB [ASR Title I])(rpt571)	1,9
Annual Financial Report (AFRB [ASR Title I Part D])(rpt572).....	1,9
Annual Financial Report (AFRB [ASR Title II A])(rpt573).....	1,9
Annual Financial Report (AFRB [ASR Title II D])(rpt574).....	1,9
Annual Financial Report (AFRB [ASR Title III])(rpt575)	1,9
Annual Financial Report (AFRB [ASR Title IV A])(rpt576)	1,9
Annual Financial Report (AFRB [ASR Title V])(rpt577).....	1,9
Annual Financial Report (AFRB [AFR Title VI-SRSA (6782)])(rpt578).....	1,9
Annual Financial Report (AFRB [AFR Title VI-RLIS (6784)])(rpt579)	1,9
Annual Financial Report (AFRB [Building Losses])(rpt560).....	9
Annual Financial Report (AFRB [Legal Balance])(rpt520)	1,9
Annual Financial Report (AFRB [Level I])(rpt510)	1,9
Annual Financial Report (AFRB [Level II])(rpt511)	1,9
Annual Financial Report (AFRB [Level III])(rpt512).....	1,9
Annual Financial Report (AFRB Page 36 & 37 (Classified/Certified))(rpt570).....	8
Annual Financial Report (AFRB Page 36 & 37 FTE by Name)(rpt588).....	8
Annual Financial Report (AFRB [Programs on Behalf of Other Agencies])(rpt540)	9
Annual Financial Report (AFRB [Property Values])(rpt550).....	9
Annual Financial Report (AFRB [Underpayments])(rpt530)	9
Annual Statistical Report (ASR) - Supplement (rpt580)	1,9
Athletic Expenditure (rpt581).....	9
Bus Information (rpt020).....	3,5,6,7
Bus Pupil Transportation (rpt021).....	3,5,6,7
Bus Inspection (rpt022)	6
Bus Transportation Aid (rpt023)	6
Bus Transportation Personnel (rpt024).....	6
Certified Staff	2
Classified Staff (Job Analysis)(rpt211)	2
Consolidated LEA Report (rpt439)	2,3,4,5,6,7

STATEWIDE INFORMATION SYSTEMS 2013/2014

**ADE REPORTS BY CYCLE
(REPORTS LISTED ALPHABETICAL)**

Cycle 1 – September 30
Cycle 2 – October 15
Cycle 3 – November 15
Cycle 4 – December 15
Cycle 5 – February 15
Cycle 6 – April 15
Cycle 7 – June 15
Cycle 8 – July 15
Cycle 9 – August 15

Report	Cycle
CSPR 1003A Strategy Report (rpt492)	1
CSPR 1003G Strategy Report (rpt493)	1
CSPR School Corrective Action Report (rpt491).....	1
CSPR Restructuring Report (rpt490).....	1
Distance Learning (rpt207).....	2
District General Information (rpt000)	1,2, 3, 4, 5, 6, 7,8,9
District ABC Preschool Count (rpt337)	3,5,6,7
District Act 28 (rpt385)	9
District Contact Person (rpt044).....	1,2,3,4,5,6,7,8,9
District Corporal Punishment (rpt322)	7
District Corrective Action Report (rpt390)	1,3
District Detailed List of Student Attendance (Optional)(rpt305)	6,7
District Equity Compliance (rpt034)	2
District Disability 504 Equity (rpt032).....	2
District Discipline (rpt323).....	7
District Dropout/Withdrawal Report (rpt313).....	3
District Gender Equity (rpt030).....	2
District National Origin (rpt033).....	2
District Race Equity (rpt031)	2
District Concurrent Credit (rpt253)	2
District Child Nutrition (Student Meals Eligibility) (rpt331).....	2
District Crossover Students (rpt300)	3,5,6,7
District Enrollment (School Choice) (rpt304)	2
District Home Language (rpt332).....	2
District Homeless Student (rpt333)	2,3,5,6,7
District Kindergarten (Pre-School) (rpt356).....	7
District Medical Hearing Report (rpt381)	7
District Medical Hearing Student Count Report (rpt382)	7
District Medical Scoliosis Report (rpt386).....	7
District Medical Scoliosis Student Count Report (rpt387).....	7
District Medical Vision Listing (rpt383)	3,6
District Medical Vision Counts (rpt384)	3,6

STATEWIDE INFORMATION SYSTEMS 2013/2014

**ADE REPORTS BY CYCLE
(REPORTS LISTED ALPHABETICALLY)**

Cycle 1 – September 30
Cycle 2 – October 15
Cycle 3 – November 15
Cycle 4 – December 15
Cycle 5 – February 15
Cycle 6 – April 15
Cycle 7 – June 15
Cycle 8 – July 15
Cycle 9 – August 15

Report	Cycle
District Preschool Classroom (rpt325)	2
District Preschool Enrollment (rpt355)	2
District Preschool Lunch Status (rpt336)	2
District M to M Student Avg Attendance Report (Pulaski County ONLY) (rpt309)	3,5,6,7
District Magnet Quarterly Average Superintendent’s Attendance (Pulaski County ONLY) (rpt310).....	3,5,6,7
District Quarterly Superintendent’s Average Attendance (rpt302)	3,5,6,7
District Quarterly M to M Attendance (Pulaski County ONLY) (rpt307)	3,5,6,7
District Quarterly Magnet Attendance (Pulaski County ONLY) (rpt306)	3,5,6,7
District Quarterly Superintendent's Attendance (rpt301)	3,5,6,7
District Student ELL Information (rpt330)	2,3,4,5,6,7
District Student Vision Listing (rpt383)	3,6
District Student Vision Counts (rpt384)	3,6
District Superintendent Attendance by Grade (Optional) (rpt302)	3,5,6
District Retention (rpt314).....	3
District Student Meal Status Detailed Listing (Optional) (rpt357).....	2
District Student GPA Report (rpt350)	7
District Student Status (rpt334)	2,3,4,5,6,7
Employee Certified Staff (Job Analysis) (rpt202).....	2
Employee Certified Staff Job Analysis (Out-of-District) (rpt206).....	2
Facility Needs Assessment-Building (rpt183).....	7
Federal Programs - Private Schools (rpt117)	6
Federal Programs - Private Schools Title I Report (rpt118).....	6
Finance – Bank Reconciliation Report (rpt503).....	1,2,3,4,5,6,7,8,9
Finance – Bank Reconciliation Outstanding Checks (Legacy SIS only) (rpt504)	1,2,3,4,5,6,7,8,9
Finance – Category Funds (rpt583)	1
Finance – Employee Additional Duties Detailed Report (rpt214)	1
Finance – Employee Base Salary (rpt205)	1
Finance – Employee Benefits Report (rpt212)	1
Finance – Employee Bonus (rpt204)	9
Finance – Employee Certificated Staff Job Analysis (rpt202)	2
Finance – Employee Certificated Staff Job Analysis (Out of District) (rpt206)	2
Finance – Employee Classified Staff Job Analysis (rpt211)	2
Finance – Employee Fringe Benefits(rpt208)	1
Finance – Employee Salary (rpt200)	9

STATEWIDE INFORMATION SYSTEMS 2013/2014

**ADE REPORTS BY CYCLE
(REPORTS LISTED ALPHABETICALLY)**

Cycle 1 – September 30
Cycle 2 – October 15
Cycle 3 – November 15
Cycle 4 – December 15
Cycle 5 – February 15
Cycle 6 – April 15
Cycle 7 – June 15
Cycle 8 – July 15
Cycle 9 – August 15

Report	Cycle
Graduate Student Listing (rpt405).....	9
District Gun Free Schools Act (rpt370).....	7
Highly Qualified Teacher (rpt457).....	2
Insurance Eligible Participant Report (rpt218).....	1
Millage (rpt011).....	3
Miscellaneous Funds (rpt012).....	6
Paraprofessional Report (rpt223).....	2
Preschool Counts Report (Legacy) (rpt425).....	2,3,4,5,6,7
Preschool Counts Report (Web Based) (rpt426).....	2,3,4,5,6,7
Professional Development Hours (Execute from FMS Menu) (rpt221).....	8
Safety Drill (district)(rpt600).....	2,3,5,7
Safety Drill (school)(rpt610).....	2,3,5,7
Salary Schedule (rpt810).....	1
School General Information.....	1,2,3,4,5,6,7
School ABC Preschool Count (rpt437).....	3,5,6,7
School Calendar (rpt120).....	1
School Child Nutrition (rpt431).....	2
School Choice Count (rpt408).....	2
School Concurrent Credit (rpt252).....	2
School Contact Person (rpt488).....	1,2,3,4,5,6,7,8,9
School Corporal Punishment (rpt422).....	7
School Crossover Students (rpt400).....	3,5,6,7
School Discipline (rpt423).....	7
School Dropout/Withdrawal Report (rpt411).....	3
School Enrollment/School Choice (rpt408).....	2
School GPA (rpt450).....	7
School Home Language Report (rpt432).....	2
School Homeless Student (rpt433).....	2,3,5
School Kindergarten (Preschool) (RPT456).....	2
School Poverty Index (rpt413).....	2
School Medical Immunization Report (rpt495).....	3
School Medical Hearing Report (rpt481).....	7
School Medical Hearing Student Count Report (rpt482).....	7
School Medical Scoliosis Report (rpt486).....	7
School Medical Scoliosis Student Count Report (rpt487).....	7
School Medical Vision Listing (rpt383).....	3,6

STATEWIDE INFORMATION SYSTEMS 2013/2014

**ADE REPORTS BY CYCLE
(REPORTS LISTED ALPHABETICALLY)**

- | |
|-------------------------------|
| Cycle 1 – September 30 |
| Cycle 2 – October 15 |
| Cycle 3 – November 15 |
| Cycle 4 – December 15 |
| Cycle 5 – February 15 |
| Cycle 6 – April 15 |
| Cycle 7 – June 15 |
| Cycle 8 – July 15 |
| Cycle 9 – August 15 |

Report	Cycle
District Medical Vision Counts (rpt384)	3,6
School Preschool Enrollment (rpt455)	2
School Preschool Lunch Status (rpt436)	2
School M to M Student Avg Attendance Report (Pulaski County ONLY) (rpt409)	3,5,6,7
School M to M Student Quarterly Attendance (Pulaski County ONLY)(rpt406).....	3,5,6,7
School Magnet Quarterly Attendance (Pulaski County ONLY)(rpt407).....	3,5,6,7
School Magnet Quarterly Average Superintendent’s Attendance (Pulaski County ONLY) (rpt410)	3,5,6,7
School Quarterly Superintendent's Attendance (rpt401)	3,5,6,7
School Quarterly Averages Superintendent’s Attendance (rpt403)	3,5,6,7
School Student ELL Information (rpt330)	2,3,4,5,6,7
School Student Vision Listing (rpt483).....	3,6
School Student Vision counts (rpt484).....	3,6
School Superintendent Attendance by Grade (rpt402).....	3,5,6,7
School Retention (rpt412)	3
School Student ID Change (rpt465)	2,3,4,5,6,7
School Student Status Information (rpt434).....	2,3,5
SIP Vendor Report (rpt593)	9
Smart Core Waiver Report (rpt438)	2,7
Special Education Employee Detail (rpt213)	4
Special Education School Age Federal Child Count by Placement/Race (rpt704).....	4
Special Education School Age Federal Child Count by Age/Disability (rpt705)	4
Special Education School Age Federal Child Count by Race/Disability (rpt706).....	4
Special Education Early Childhood Detail Report (rpt731)	4
Special Education Early Childhood Federal Child Count by Placement/Age (rpt720).....	4
Special Education Early Childhood Count by Placement/Race (rpt721)	4
Special Education Early Childhood Count by Program Type and Resident LEA (rpt722)	4
Special Education Early Childhood Count by Disability/Race/Gender (rpt723)	4
Special Education Early Childhood Count by Placement/Disability (rpt724)	4
Special Education Early Childhood Count by Age/Disability (rpt725)	4

STATEWIDE INFORMATION SYSTEMS 2013/2014

**ADE REPORTS BY CYCLE
(REPORTS LISTED ALPHABETICALLY)**

- Cycle 1 – September 30**
- Cycle 2 – October 15**
- Cycle 3 – November 15**
- Cycle 4 – December 15**
- Cycle 5 – February 15**
- Cycle 6 – April 15**
- Cycle 7 – June 15**
- Cycle 8 – July 15**
- Cycle 9 – August 15**

<u>Report</u>	<u>Cycle</u>
Special Education School Age Detailed Information (rpt730).....	4,7
Special Education School Age State Discipline by Disability (rpt715)	7
Special Education School Age Early Intervening Services (rpt732)	7
Special Education School Age Early Intervening Services 2 (School Age Only)(rpt732)	7
Special Education School Age Early Referral Tracking (rpt734)	7
Special Education School Age State Exiting by Disability/Age/Exit Status (rpt713)	7
Special Education School Age State Exiting by Race/Exit Status (rpt714).....	7
Student Discipline Report (optional)(rpt424)	7
Student Grade Report by District and School (rpt475)	7
Supplemental Educational Services Vendor Report (rpt219).....	9
Transportation Counts (rpt308)	3,5,6,7
Vocational School Report.....	2

STATEWIDE INFORMATION SYSTEMS 2013/2014

PRIVATE SCHOOL APPENDICES CODES

CODE	NAME
5	ABIDING FAITH CHRISTIAN SCHOOL
10	ACADEMY OF EXCELLENCE
13	ANNOOR ACADEMY-FT. SMITH
15	BALD KNOB CHRISTIAN ACADEMY
20	BEARDEN FELLOWSHIP BAPTIST
25	BEECH STREET WEE KIDS
27	BENTONVILLE 7TH DAY ADVENTIST CHURCH SCHOOL
30	BETHEL CHRISTIAN SCHOOL
35	BLESSED SACRAMENT – JONESBORO
40	BRIGHTER FUTURES CHRISTIAN ACADEMY
45	BRINKLEY ACADEMY
50	BRYANT CHRISTIAN ACADEMY
53	CABOT MONTESSORI SCHOOL
55	CALVARY CHRISTIAN ACADEMY – ALEXANDER
56	CALVARY CHRISTIAN ACADEMY – BERRYVILLE
60	CALVARY CHRISTIAN ACADEMY - FORREST CITY
65	CAMDEN CHRISTIAN ACADEMY
70	CATHOLIC HIGH SCHOOL FOR BOYS – LR
71	CENTER HILL SCHOOL
75	CHRIST LUTHERAN SCHOOL - LITTLE ROCK
80	CHRIST THE KING SCHOOL-LITTLE ROCK
85	CHRIST THE KING SCHOOL-FT SMITH
90	CHRISTIAN MINISTRIES
95	CLARK COUNTY CHRISTIAN ACADEMY
100	CLEAR SPRING SCHOOL
105	CLEBURNE COUNTY CHRISTIAN SCHOOL
110	COLUMBIA CHRISTIAN SCHOOL
115	CORNERSTONE CHRISTIAN ACADEMY
120	CORNERSTONE CHRISTIAN SCHOOL
125	CORNERSTONE KINDERGARTEN
130	COVENANT CHRISTIAN
135	CROWLEY’S RIDGE ACADEMY – PARAGOULD
136	CURTIS KINDERGARTEN
140	EWING ADVENTIST JR. ACADEMY
145	FAITH CHRISTIAN SCHOOL
150	FAMILY CHURCH ACADEMY – BRYANT
154	AGAPE ACADEMY- LITTLE ROCK
155	FAYETTEVILLE CHRISTIAN SCHOOL – FAYETTEVILLE
156	ARK. RIVER VALLEY MONTESSORI – LR
159	CENTRAL ARKANSAS CHRISTIAN SCHOOL – LR
160	FIRST ASSEMBLY OF GOD ACADEMY
165	FIRST BAPTIST CHRISTIAN CENTER
170	FIRST LUTHERAN SCHOOL - FORT SMITH
175	FIRST UNITED METHODIST
180	FIRST-STEP HOT SPRINGS
185	FORT SMITH CHRISTIAN
190	FORT SMITH MONTESSORI
193	FRIENDSHIP CHRISTIAN ACADEMY – MARIANNA
195	FULL GOSPEL ACADEMY

STATEWIDE INFORMATION SYSTEMS 2013/2014

PRIVATE SCHOOL APPENDICES CODES

CODE	NAME
200	GENTRY MENNONITE SCHOOL
205	GLENWOOD CHRISTIAN SCHOOL
210	GRACE BAPTIST SCHOOL
215	GRACE CHRISTIAN ACADEMY
220	GRAND PRAIRIE EVANGELICAL
222	HARRISON SEVENTH DAY ADVENTIST
225	HARVEST TIME ASSEMBLY
230	HARVEST TIME CHRISTIAN SCHOOL
234	HERITAGE CHRISTIAN SCHOOL - LITTLE ROCK
240	HOBSON KINDERGARTEN
245	HOLINESS BIBLE SCHOOL
250	HOLY REDEEMER CATHOLIC SCHOOL
255	HOLY ROSARY CATHOLIC SCHOOL - STUTTGART
257	HOT SPRINGS COMMUNITY SCHOOL
260	IMMACULATE CONCEPTION-NORTH LITTLE ROCK
265	IMMACULATE CONCEPTION CATHOLIC - BLYTHEVILLE
270	IMMACULATE CONCEPTION SCHOOL - FORT SMITH
275	IMMACULATE HEART OF MARY - NORTH LITTLE ROCK
280	INT ACADEMY OF CHRISTIAN FAITH
285	CAVANAUGH CHILDREN'S CENTER
290	LAKE CITY CHRISTIAN ACADEMY
295	LEE ACADEMY
297	LIFE WAY CHRISTIAN SCHOOL – CENTERTON
300	LIGHTHOUSE CHRISTIAN ACADEMY
305	LITTLE FRIENDS KINDERGARTEN
310	LIVING FAITH CHRISTIAN ACADEMY
315	LUTHERAN HIGH SCHOOL - LITTLE ROCK
320	LUXORA BAPTIST ACADEMY
325	MARANATHA BAPTIST CHRISTIAN
330	MARANATHA BAPTIST ACADEMY
333	MONTESSORI CHILDREN'S SCHOOLHOUSE - HARRISON
335	MOUNT ST. MARY ACADEMY - LITTLE ROCK
339	MOUNTAIN HOME CHRISTIAN ACADEMY
340	MTN. HOME SEVENTH DAY ADVENTIST
345	NASHVILLE CHRISTIAN ACADEMY
350	NASHVILLE CHRISTIAN DAY SCHOOL
351	NEW HEIGHTS CHRISTIAN SCHOOL - BENTONVILLE
352	NEW LIFE CHRISTIAN ACADEMY - WALDRON
355	NORTHSIDE CHRISTIAN ACADEMY
357	OAK GROVE MONTESSORI SCHOOL - SPRINGDALE
360	OUACHITA HILLS ACADEMY
365	OUR LADY OF FATIMA – BENTON
370	OUR LADY OF GOOD COUNSEL
375	OUR LADY OF HOLY SOULS - LITTLE ROCK
380	OZARK ADVENTIST SCHOOL - GENTRY
382	PATHWAY CHRISTIAN ACADEMY-ARMOREL
385	PENTECOSTAL ACADEMY
390	PINE BLUFF CHRISTIAN ACADEMY
395	PRIM CHRISTIAN SCHOOL

STATEWIDE INFORMATION SYSTEMS 2013/2014

PRIVATE SCHOOL APPENDICES CODES

CODE	NAME
399	MT. HOME CHRISTIAN ACADEMY
400	RIVER VALLEY CHRISTIAN SCHOOL
405	SACRED HEART CATHOLIC - MORRILTON
410	SAINT EDWARDS SCHOOL
415	SAINT MICHAELS
420	SALEM LUTHERAN SCHOOLS
425	SEVENTH DAY ADVENTIST SCHOOL-DEQUEEN
430	SEVENTH DAY ADVENTIST SCHOOL-FORT SMITH
435	SHILOH CHRISTIAN SCHOOLS - SPRINGDALE
440	ST. BONIFACE SCHOOL - FORT SMITH
445	ST. JOHN'S CATHOLIC SCHOOL-HOT SPRINGS
450	ST. JOHN'S CATHOLIC SCHOOL-RUSSELLVILLE
455	ST. JOHN'S LUTHERAN – STUTTGART
460	ST. JOSEPH CATHOLIC SCHOOL-FAYETTEVILLE
465	ST. JOSEPH CATHOLIC SCHOOL-CONWAY
470	ST. JOSEPH CATHOLIC SCHOOL-PARIS
475	ST. JOSEPH JR HIGH
480	ST. JOSEPH SR HIGH
485	ST. MARY'S CATHOLIC SCHOOL-NORTH LITTLE ROCK
490	ST. MARY'S SCHOOL – PARAGOULD
500	ST. MARY'S SCHOOL - LAKE VILLAGE
505	ST. PATRICK'S CATHOLIC SCHOOL
510	ST. PAUL ELEMENTARY SCHOOL
515	ST. PETER'S CATHOLIC - PINE BLUFF
517	ST. RAPHAEL CATHOLIC SCHOOL - SPRINGDALE
520	ST. THERESA CATHOLIC SCHOOL - LR
525	ST. VINCENT DE PAUL CATHOLIC - ROGERS
526	SOUTH ARKANSAS CHRISTIAN SCHOOL - LEWISVILLE
529	SPRINGDALE ADVENTIST SCHOOL - SPRINGDALE
530	SUBIACO ACADEMY – SUBIACO
532	SUNSHINE VALLEY ACADEMY - WALDRON
535	THE ANTHONY SCHOOL - LITTLE ROCK
540	THE NEW SCHOOL – FAYETTEVILLE
545	TRINITY CHRISTIAN ACADEMY-GREEN FOREST
550	TRINITY CHRISTIAN ACADEMY-SILOAM SPRINGS
560	TRINITY CHRISTIAN SCHOOL-BRADFORD
562	TRINITY CHRISTIAN ACADEMY- HAMBURG
565	TRINITY CHRISTIAN SCHOOL-TEXARKANA
570	TRINITY EPISCOPAL SCHOOL - PINE BLUFF
575	TRINITY HOLINESS
580	TRINITY JUNIOR HIGH SCHOOL - FORT SMITH
585	VAN BUREN CHRISTIAN ACADEMY
590	VERITAS SCHOOL
595	VICTORY BAPTIST SCHOOL
600	VICTORY CHRISTIAN SCHOOL
602	WALNUT FARM MONTESSORI SCHOOL – BENTONVILLE
605	WEST MEMPHIS CHRISTIAN - WEST MEMPHIS
610	WINTHROP BAPTIST ACADEMY
615	WOODLAND HILLS CHRISTIAN SCHOOL

STATEWIDE INFORMATION SYSTEMS 2013/2014

PRIVATE SCHOOL APPENDICES CODES

CODE	NAME
620	WORD OF FAITH CHRISTIAN
625	WORD OF OUTREACH CHRISTIAN ACADEMY - LR
630	ABUNDANT LIFE SCHOOL - SHERWOOD
632	AMBASSADOR BAPTIST ACADEMY
635	ARKANSAS BAPTIST SCHOOL SYSTEM - LR
640	THE CATHEDRAL SCHOOL – LR
645	CENTRAL ARKANSAS CHRISTIAN SCHOOL, INC - NLR
650	CONWAY CHRISTIAN SCHOOL - CONWAY
655	CROSSGATE CHRISTIAN ACADEMY - HOT SPRINGS
660	EPISCOPAL COLLEGIATE SCHOOL - LR
665	HARDING ACADEMY – SEARCY
670	LITTLE ROCK CHRISTIAN ACADEMY - LITTLE ROCK
675	NORTH LITTLE ROCK CATHOLIC ACADEMY - NLR
680	PULASKI ACADEMY – LR
685	RIDGEFIELD CHRISTIAN SCHOOL - JONESBORO
690	SECOND BAPTIST CHRISTIAN ACADEMY - LR
695	SOUTHWEST CHRISTIAN ACADEMY - LR
700	ST. EDWARD'S SCHOOL – LR
705	ST. JOSEPH CATHOLIC HIGH SCHOOL - PINE BLUFF
706	UMPIRE CHRISTIAN SCHOOL
715	WEST SIDE CHRISTIAN SCHOOL - EL DORADO
720	AMBASSADORS FOR CHRIST ACADEMY - BENTONVILLE
725	AVILLA CHRISTIAN ACADEMY - ALEXANDER
730	COMMUNITY CHRISTIAN SCHOOL - RUSSELLVILLE
735	CONCORDIA CHRISTIAN ACADEMY - JONESBORO
740	DE SOTO SCHOOL - WEST HELENA
745	GARRETT MEMORIAL CHRISTIAN SCHOOL - HOPE
750	GRACE LUTHERAN SCHOOL - LOWELL
755	HOPE LUTHERAN SCHOOL - JACKSONVILLE
760	THE HUDA ACADEMY – LR
765	LIBERTY CHRISTIAN SCHOOL - SEARCY
770	MISS SELMA'S SCHOOLS – LR
775	ST. MICHAEL'S SCHOOL - WEST MEMPHIS
780	JACKSONVILLE CHRISTIAN
790	GOSPEL CHRISTIAN ACADEMY
795	EAST SIDE BAPTIST ACADEMY
800	CALVARY CHRISTIAN ACADEMY
805	RIDGEWAY CHRISTIAN SCHOOL - PINE BLUFF
810	ST. PAUL CATHOLIC SCHOOL – POCAHONTAS
815	CROSSPOINT PREPARATORY SCHOOL
820	OLA CHRISTIAN ACADEMY
904	GRACE LUTHERAN PRIVATE SCHOOL - ROGERS